

April – June 2017 Job Openings and Online Job Posts:

*Job vacancies for the economic region
Online job postings for Sarnia Lambton*

*Labour Market Review
October 2017*

Statistics Canada publishes **job vacancy data** for the local economic region on a quarterly basis. **The local economic region includes Sarnia Lambton, Windsor Essex and Chatham-Kent.**

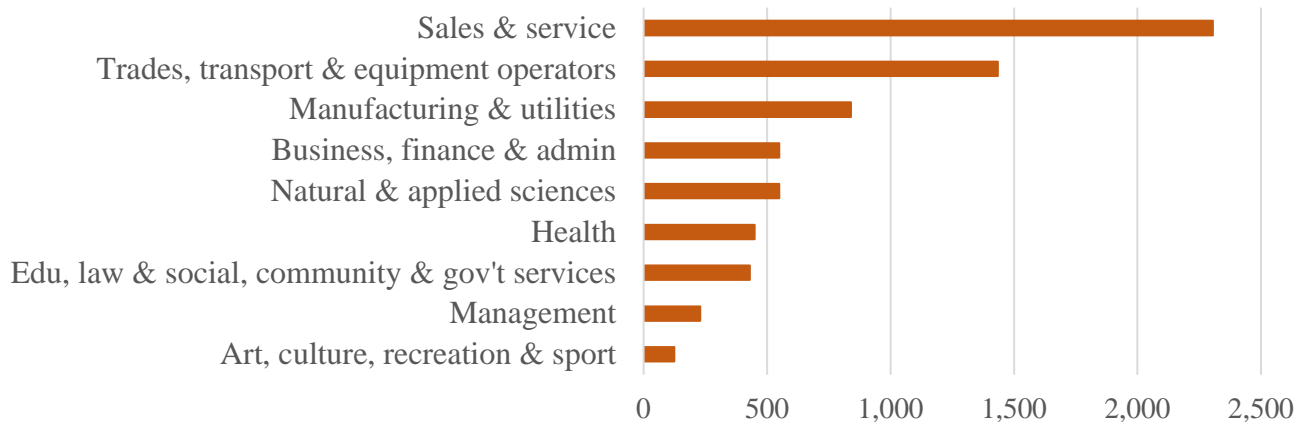
Between April and June of 2017, there were **9,305** job openings in the **local economic region**. The number of job vacancies increased by about 24% from the 1st Q 2017. The increase could be partially related to seasonal work opportunities.

Number of unemployed persons and job vacancies Jan 2016 - June 2017



The number of job openings by type of occupation in the **local economic region** is illustrated in the bar chart below.

Sales & service jobs had the most job vacancies from April - June 2017



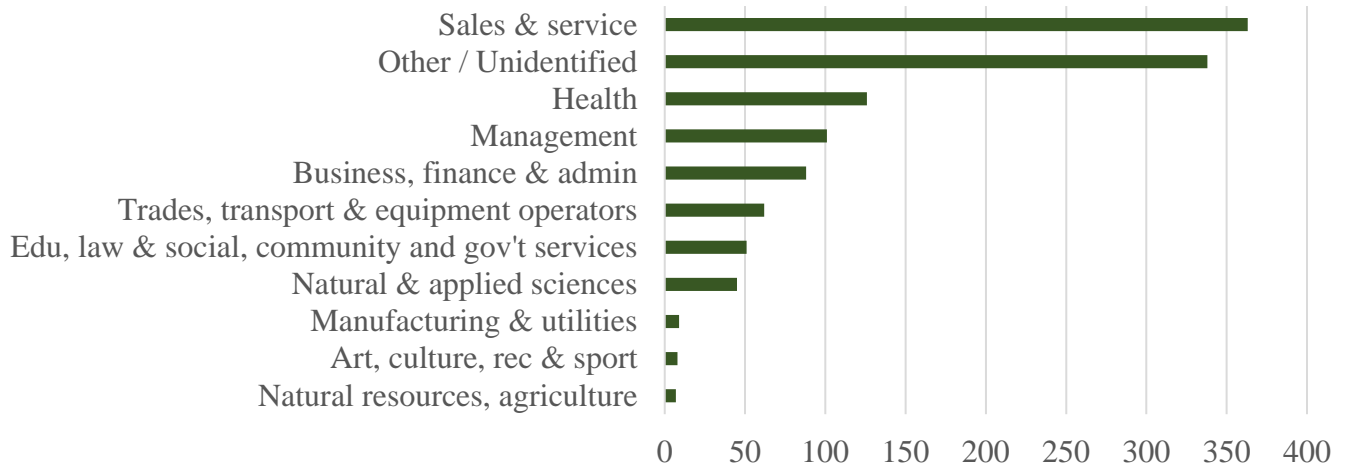
Vacancies in trades, transport and equipment related occupations increased by almost 60% from Q1 in the economic region. A number of industry related building projects were anticipated or began in Q2 in Windsor-Sarnia.

Natural resources and agriculture jobs were ranked 2nd for job vacancies in Q1. The data for this category is not included in the Q2 chart above; Statistics Canada indicates data for these occupations for Q2 Windsor-Sarnia - too unreliable to publish.

The previous page summarized **all** job openings for the **local economic region**. Sarnia Lambton Workforce Development Board (SLWDB) has access to **Sarnia Lambton job postings** that are **online**. Online job postings data provides an indication of which occupations are seeing the most recruitment activity based on employers who post vacancies on the internet. All job openings may not be captured in online job postings data. We know that not all employers who have job openings post online. Past [SLWDB EmployerOne Surveys](#) have indicated that the number one recruitment method reported by surveyed employers is word of mouth/referrals/informal networks.

Online job postings for April - June 2017 in Sarnia Lambton are summarized in the bar chart below. There were a total of **1,198** postings.

Sales & service jobs had the most online postings in Sarnia Lambton from April - June 2017

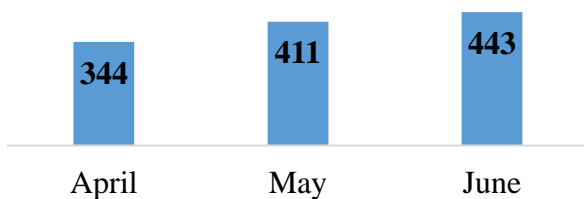


Sales and service jobs represented about 30% of the 1,198 online postings for Q2 in Sarnia Lambton. Some examples of job titles, in this category, include: customer and information services representatives, retail salespersons and financial sales representatives.

Health care online job postings remained strong in Q2. Information on demand for health care jobs in Sarnia Lambton can be found in SLWDB's report [Health Care Employment in Sarnia Lambton](#).

Occupations in business, finance and administration posted a similar number of positions in Q2 as in Q1. A new report by SLWDB: [Finance and Insurance Jobs in Sarnia Lambton](#) highlights some of the jobs that are in-demand and hard-to-fill locally.

June had the most online job postings for 2nd Q Sarnia Lambton



Data Source: Vicinity Jobs, 2017

37% of online job postings in 2nd Q Sarnia Lambton were for full-time positions

