

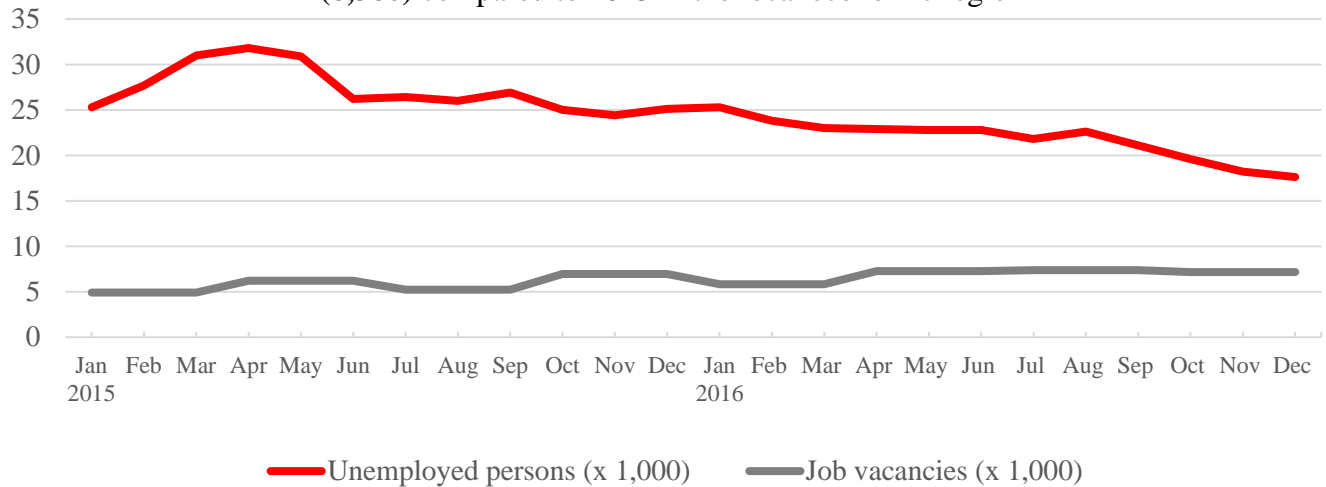
2016 Job Openings and Online Job Posts:

*Job vacancies for the economic region
Online job postings for Sarnia Lambton*

*Labour Market Review
May, 2017*

Statistics Canada publishes **job vacancy data** for the local economic region on a quarterly basis. **The local economic region includes Sarnia Lambton, Windsor Essex and Chatham-Kent.**

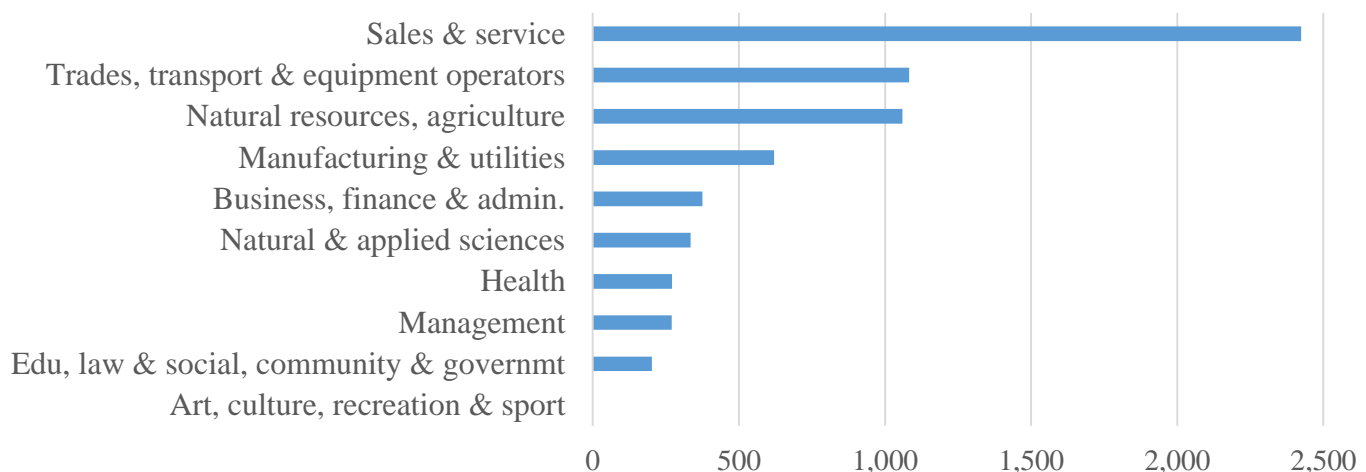
In 2016, there were more job openings (18%) and fewer unemployed persons (6,360) compared to 2015 in the local economic region



The good news story illustrated in the above chart may not be experienced evenly across the three areas within the economic region. According to Central 1 Credit Union, 2016 job growth for the economic region (1.5% in 2016) was mostly driven by manufacturing and construction projects in Windsor.¹

The average number of 2016 job openings by type of occupation is illustrated in the bar chart below. This rank order is identical to the one for 2015.

Sales & service, trades, & agriculture jobs had the most job openings in 2016



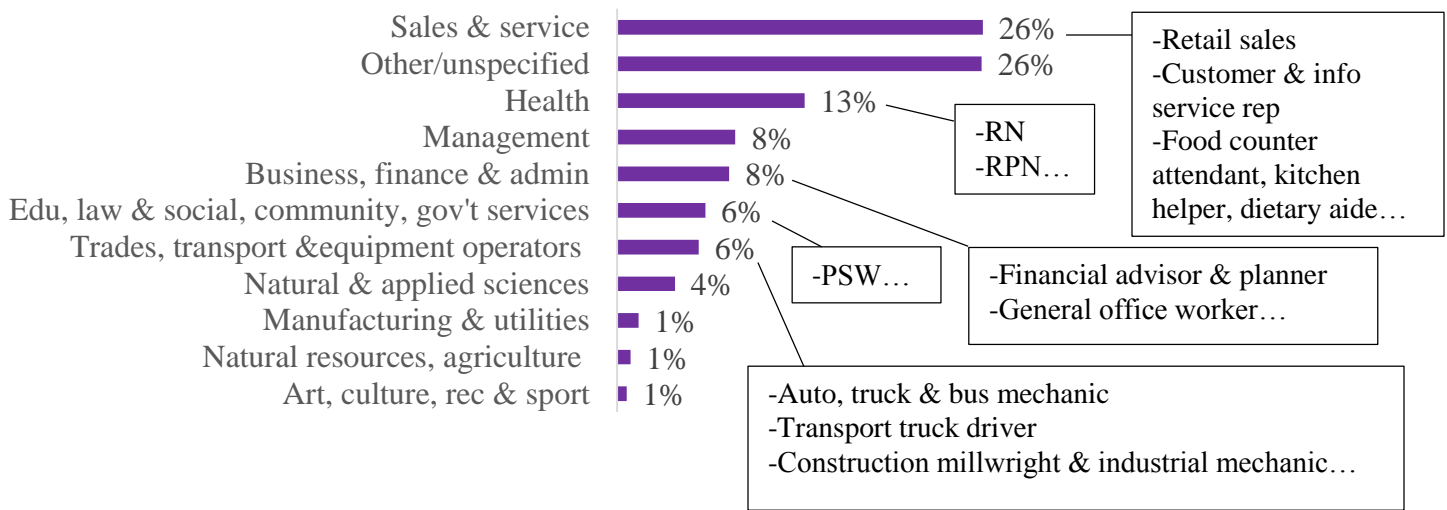
Although the rank order stayed the same between 2015 and 2016, there was a greater number of job openings for management, health, sales and service, and education, law and social and government jobs in 2016.

Data sources: Statistics Canada. CANSIM tables 282-0122, 285-0001 & 285-0003.

¹ Central 1 Credit Union. February 2017. Ontario Regional Economic Outlooks 2017-2019.

The previous page summarized **all** job openings for the **local economic region**. Sarnia Lambton Workforce Development Board (SLWDB) has access to **Sarnia Lambton job postings** that are **online**. Online job postings for 2016 in Sarnia Lambton are summarized in the bar chart below. There were a total of 3,735 postings.²

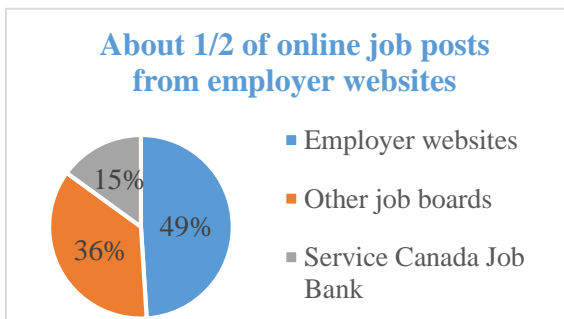
Sales & service jobs had the most online postings for Sarnia Lambton in 2016



Similar to the job vacancy data for the **local economic region**, **sales and service jobs** had the top number of **online job postings in 2016 for Sarnia Lambton**. Specific examples of top job titles include:

- retail salespersons
- customer and information services representatives and
- food counter attendants, kitchen helpers, and dietary aides.

Some of the top total job openings for the **local economic region** do not match the distribution of **online job postings for Sarnia Lambton**. In particular, there is a mismatch for **trade, transport and equipment operators, as well as natural resources and agriculture jobs**. While one explanation could be that there were not many jobs available in these fields last year, other data contradicts this idea. Trades-related jobs were the top job hired for in 2016 by local employers who filled out SLWDB’s annual EmployerOne Survey. Regarding agriculture, the local industry may not have a relatively large workforce, but many seasonal workers are required which may not be captured through online job postings. According to EmployerOne Survey results, **personal contacts** is the number one recruitment method used by local employers. For trades-related jobs, employers also hire through the local unions as opposed to online platforms.



- Months with most online job posts in 2016:**
1. September (378 posts)
 2. August (372) and November (372 posts)
 3. June (354 posts)
 4. May (335 posts)
 5. October (317 posts)



Prepared by Catherine Gordon
(519) 332-0000

² Due to major changes in how jobs are categorized, online job postings for 2016 should not be compared with 2015 data.