

JOB DEMAND REPORT

JULY 2021

Job posting data collected by the Sarnia Lambton Workforce Development Board from job boards and employer websites who recruit candidates in the City of Sarnia and Lambton County.

HIGHLIGHTS

JOB POSTINGS BY THE NUMBERS

TOTAL ACTIVE	NEW THIS MONTH	COMPANIES	JOB BOARDS
2,164	1,254	752	24

OF DAYS POSTED

AVERAGE	MEDIAN
23.3	26

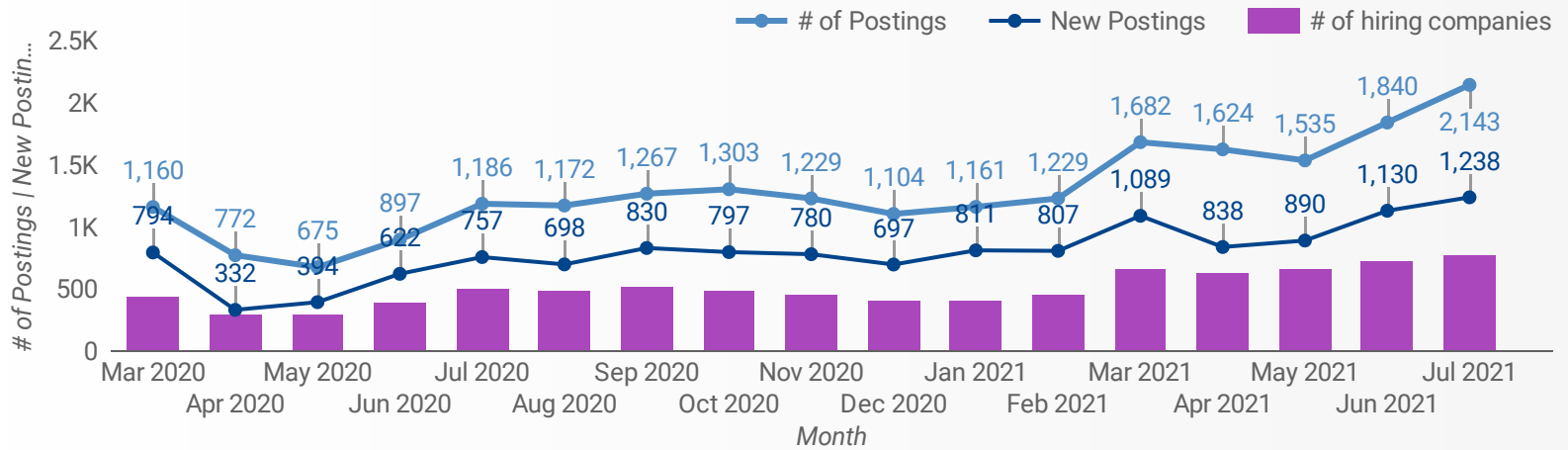
REPORT BUILDER

The default filter selection below will show all job demand data for the month. You can use the filters to create a customized report for the purpose of understanding a subset of the data.

MUNICIPALITY ▾	JOB TYPE ▾	JOB DURATION ▾
JOB BOARD ▾	ADDITIONAL LANGUA... ▾	QUICK FIND ▾
SKILL LEVEL ▾		
SKILL TYPE NAME / 1-DIGIT NATIONAL OCCUPATIONAL CLASSIFICATION CODE ▾		
MAJOR GROUP / 2-DIGIT NATIONAL OCCUPATIONAL CLASSIFICATION CODE ▾		
MINOR GROUP / 3-DIGIT NATIONAL OCCUPATIONAL CLASSIFICATION CODE ▾		
UNIT GROUP / 4-DIGIT NATIONAL OCCUPATIONAL CLASSIFICATION CODE ▾		
COMPANY OR EMPLOYMENT AGENCY ▾		

JOB POSTINGS BY MONTH FOR SARNIA & LAMBTON COUNTY

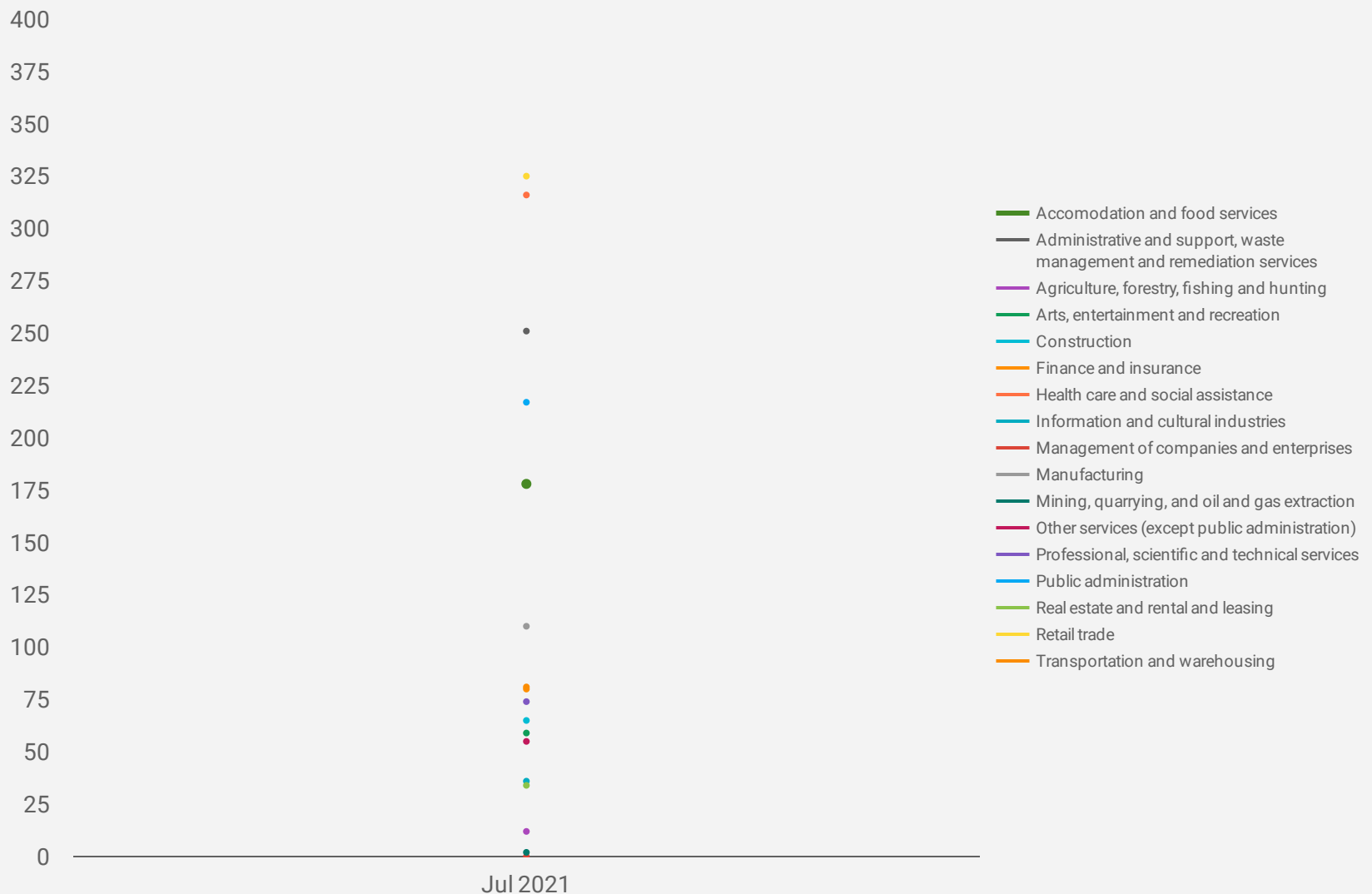
How many job postings were active for at least 1 day this month?



NOTE: This graph cannot be filtered using the controls on the cover page

JOB POSTINGS BY SECTOR FOR SARNIA & LAMBTON COUNTY

How many job postings were active for at least 1 day this month by sector?



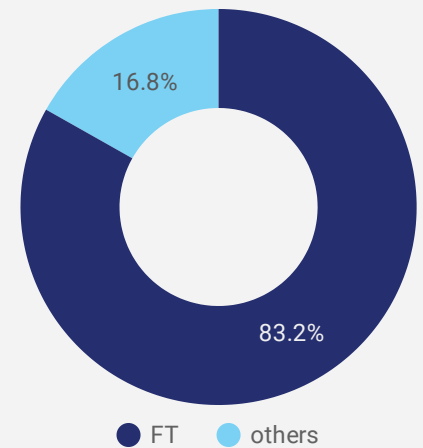
JOB POSTINGS BY AREA

Where are job opportunities being offered?

	UPPER TIER	POSTING COUNT	AVG POSTING LENGTH IN DAYS	MEDIAN POSTING LENGTH IN DAYS
1.	Sarnia	1,611	22.8	23
2.	North Lambton	182	26.0	29
3.	Central Lambton	155	23.3	20
4.	West Lambton	89	21.9	16
5.	Point Edward	84	23.2	28
6.	East Lambton	41	32.5	29

JOB TYPE

Full-time vs Part-time



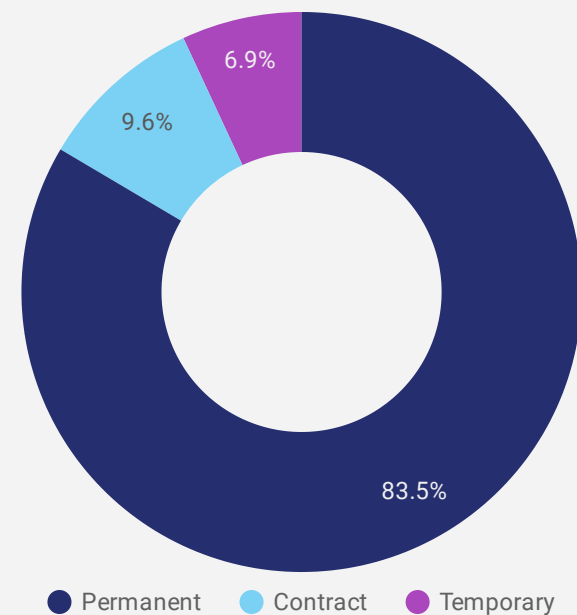
JOB POSTINGS BY MUNICIPALITY

Where are job opportunities being offered?

	MUNICIPALITY	POSTING COUNT	AVG POSTING LENGTH IN DAYS	MEDIAN POSTING LENGTH IN DAYS
1.	City of Sarnia	1,611	22.8	23
2.	Municipality of Lambton Shores	142	27.8	29
3.	Township of St. Clair	115	21.8	16
4.	Town of Petrolia	99	22.6	21
5.	Village of Point Edward	84	23.2	28
6.	Town of Plympton-Wyoming	44	25.3	16
7.	Township of Warwick	37	33.3	29
8.	First Nations	14	17.0	15
9.	Village of Oil Springs	11	22.5	27

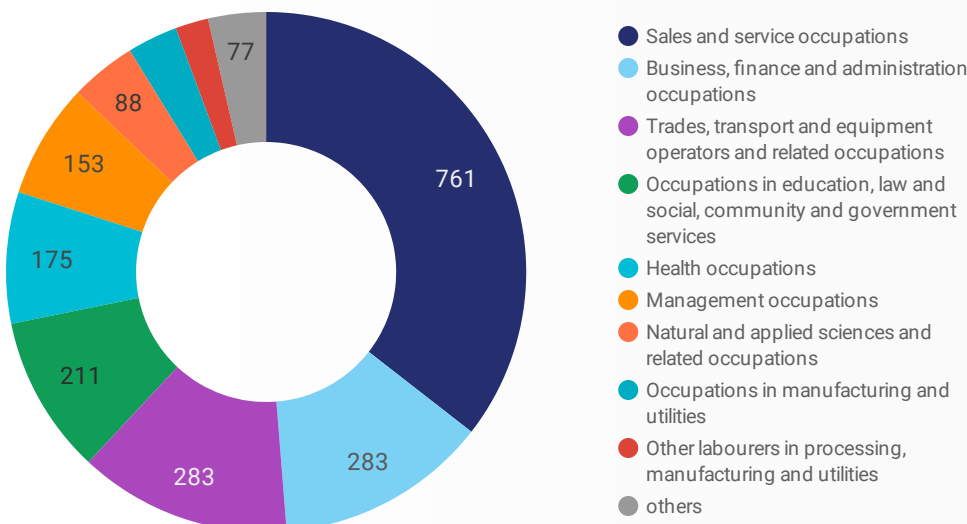
JOB DURATION

Permanency of jobs posted



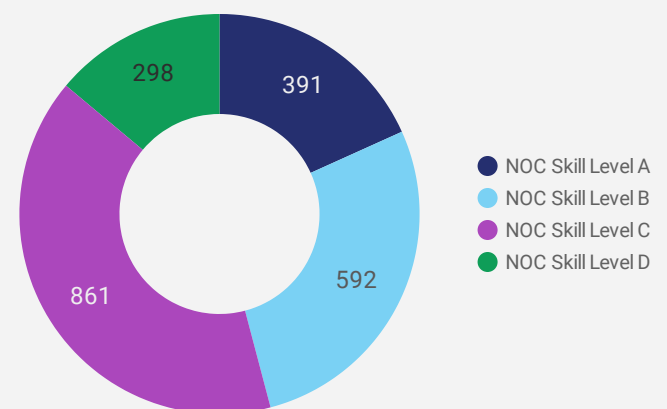
JOB POSTINGS BY SKILL TYPE

What skill type is being recruited?



JOB POSTINGS BY SKILL LEVEL

What education do occupations typically require?



Skill Level A = Usually University education | Skill Level B = Usually College education or Apprenticeship training | Skill Level C = Usually Secondary education or occupation-specific training | Skill Level D = Usually on-the-job training

OCCUPATIONS BY SKILL LEVEL, FREQUENCY & DURATION

What jobs are hard to fill and in-demand?

	4 DIGIT NOC	4 DIGIT NOC NAME	SKILL LEVEL	POSTING COUNT	AVG POSTING LENGTH IN DAYS	MEDIAN POSTING LENGTH IN DAYS
1.	6421	Retail salespersons	NOC Skill Level C	140	24.0	28
2.	6552	Other customer and information services representatives	NOC Skill Level C	126	19.3	15
3.	4412	Home support workers, housekeepers and related occupations	NOC Skill Level C	82	18.2	16
4.	3012	Registered nurses and registered psychiatric nurses	NOC Skill Level A	67	15.0	3
5.	6322	Cooks	NOC Skill Level B	63	25.8	29
6.	7511	Transport truck drivers	NOC Skill Level C	56	24.1	29
7.	4212	Social and community service workers	NOC Skill Level B	53	22.2	28
8.	1241	Administrative assistants	NOC Skill Level B	53	25.3	29
9.	6711	Food counter attendants, kitchen helpers and related support occupations	NOC Skill Level D	47	27.4	29
10.	7514	Delivery and courier service drivers	NOC Skill Level C	45	18.6	16
11.	6541	Security guards and related security service occupations	NOC Skill Level C	43	25.8	29
12.	6513	Food and beverage servers	NOC Skill Level C	41	24.6	29
13.	621	Retail and wholesale trade managers	NOC Skill Level A	39	28.2	29
14.	6731	Light duty cleaners	NOC Skill Level D	37	24.7	29
15.		Supervisor	NOC Skill Level D	34	21.8	28
16.	7452	Material handlers	NOC Skill Level C	29	21.9	27
17.	1414	Receptionists	NOC Skill Level C	26	20.4	20
18.	6222	Retail and wholesale buyers	NOC Skill Level B	25	21.0	16
19.	714	Facility operation and maintenance managers	NOC Skill Level A	25	23.0	29
20.	7611	Construction trades helpers and labourers	NOC Skill Level D	23	27.1	29
21.	1114	Other financial officers	NOC Skill Level A	23	18.8	19
22.	6411	Sales and account representatives - wholesale trade (non-technical)	NOC Skill Level C	21	15.3	14
23.	6733	Janitors, caretakers and building superintendents	NOC Skill Level D	21	22.1	28
24.	8612	Landscaping and grounds maintenance labourers	NOC Skill Level D	21	29.7	28
25.	1221	Administrative officers	NOC Skill Level B	20	20.4	24
26.	6623	Other sales related occupations	NOC Skill Level D	19	20.9	13
27.	6611	Cashiers	NOC Skill Level D	19	25.4	29
28.	6622	Store shelf stockers, clerks and order fillers	NOC Skill Level D	18	22.7	29
29.	631	Restaurant and food service managers	NOC Skill Level A	16	40.2	29

TOP EMPLOYERS/AGENCIES

Who is hiring?

	COMPANY	POSTING COUNT ▾	AVG POSTING LENGTH IN DAYS	MEDIAN POSTING LENGTH IN DAYS
1.	Community Employment Services - Lambton College Main Campus	127	36.9	30
2.	CarePartners	46	5.9	2
3.	EXPRESS EMPLOYMENT PROFESSIONALS	41	31.5	29
4.	Bluewater Health	40	19.7	29
5.	Lambton College	39	14.2	15
6.	County of Lambton	34	25.3	29
7.	Gateway Casinos & Entertainment Limited	29	22.7	25
8.	The Corporation of the County of Lambton	27	1.5	2
9.	Victorian Order of Nurses	26	42.3	29
10.	Platinum Empire Group	23	15.0	12
11.	The Toronto Group of AO	21	9.3	8
12.	Shoppers Drug Mart	20	17.2	20
13.	Loblaws	19	15.1	12
14.	Lambton Kent District School Board	19	24.6	19
15.	Bayshore Home Care Solutions	18	23.3	25
16.	Kijiji	16	15.0	15
17.	SkipTheDishes	16	17.2	15
18.	Agilus	16	22.6	27
19.	Compass Group Canada	14	20.9	23
20.	Walmart Canada	13	15.3	8
21.	AllianceIT	13	15.4	16
22.	East Side Mario's	13	26.8	29
23.	Steeves and Rozema Enterprises Ltd	13	16.0	16
24.	Cogeco	13	4.8	3
25.	Home Depot	12	15.5	16
26.	Oakwood Resort	12	28.9	29
27.	Paladin Security	12	19.9	24
28.	Walpole Island First Nation	11	16.3	15
29.	St Clair Township	10	26.2	29
30.	Duststop Air Filters Inc.	10	26.2	29

JOB POSTINGS BY 2-DIGIT NATIONAL OCCUPATION CLASSIFICATION

What jobs are hard to fill and in-demand?

	2-DIGIT NOC CODE	2-DIGIT NOC LABEL	SKILL LEVEL	POSTING COUNT	AVG POSTING LENGTH IN DAYS	MEDIAN POSTING LENGTH IN DAYS
1.	65	Service representatives and other customer and personal services occupations	NOC Skill Level C	263	21.7	19
2.	64	Sales representatives and salespersons - wholesale and retail trade	NOC Skill Level C	161	22.9	23
3.	75	Transport and heavy equipment operation and related maintenance occupations	NOC Skill Level C	122	22.1	24
4.	67	Service support and other service occupations, n.e.c.	NOC Skill Level D	117	24.8	29
5.	12	Administrative and financial supervisors and administrative occupations	NOC Skill Level B	111	24.0	29
6.	63	Service supervisors and specialized service occupations	NOC Skill Level B	94	25.5	29
7.	44	Care providers and educational, legal and public protection support occupations	NOC Skill Level C	86	18.3	16
8.	14	Office support occupations	NOC Skill Level C	77	21.8	23
9.	42	Paraprofessional occupations in legal, social, community and education services	NOC Skill Level B	77	24.3	29
10.	30	Professional occupations in nursing	NOC Skill Level A	70	15.2	3
11.	62	Retail sales supervisors and specialized sales occupations	NOC Skill Level B	67	20.1	15
12.	66	Sales support occupations	NOC Skill Level D	59	22.8	29
13.	22	Technical occupations related to natural and applied sciences	NOC Skill Level B	59	24.6	29
14.	06	Middle management occupations in retail and wholesale trade and customer services	NOC Skill Level A	58	30.9	29
15.	72	Industrial, electrical and construction trades	NOC Skill Level B	58	25.9	16
16.	11	Professional occupations in business and finance	NOC Skill Level A	50	18.1	15
17.	32	Technical occupations in health	NOC Skill Level B	49	29.5	29
18.	01	Senior managers - construction, transportation, production and utilities	NOC Skill Level A	44	25.7	27
19.	74	Other installers, repairers and servicers and material handlers	NOC Skill Level C	40	24.8	28
20.	76	Trades helpers, construction labourers and related occupations	NOC Skill Level D	36	29.8	29
21.	su	Other labourers in processing, manufacturing and utilities	NOC Skill Level D	34	21.8	28
22.	15	Distribution, tracking and scheduling co-ordination occupations	NOC Skill Level C	34	20.0	16
23.	07	Managers in customer and personal services, n.e.c.	NOC Skill Level A	32	23.5	29
24.	31	Professional occupations in health (except nursing)	NOC Skill Level A	32	20.6	16
25.	21	Professional occupations in natural and applied sciences	NOC Skill Level A	29	19.5	16
26.	41	Professional occupations in law and social, community and government services	NOC Skill Level A	29	21.8	16
27.	73	Maintenance and equipment operation trades	NOC Skill Level B	27	24.8	23

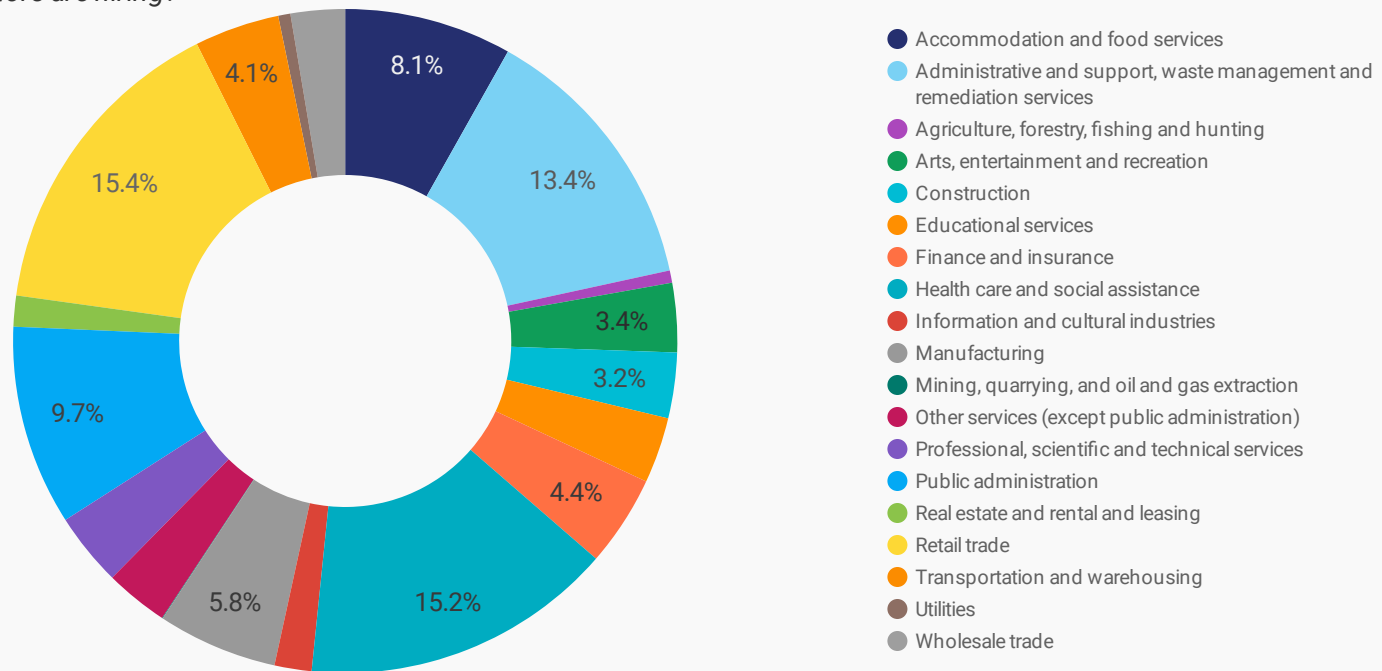
JOB POSTINGS BY 3-DIGIT NATIONAL OCCUPATION CLASSIFICATION

What jobs are hard to fill and in-demand?

	3-DIGIT NOC CODE	3-DIGIT NOC LABEL	SKILL LEVEL	POSTING COUNT	AVG POSTING LENGTH IN DAYS	MEDIAN POSTING LENGTH IN DAYS
1.	642	Retail salespersons	NOC Skill Level C	140	24.0	28
2.	655	Customer and information services representatives	NOC Skill Level C	129	19.4	16
3.	751	Motor vehicle and transit drivers	NOC Skill Level C	104	21.6	23
4.	441	Home care providers and educational support occupations	NOC Skill Level C	86	18.3	16
5.	421	Paraprofessional occupations in legal, social, community and education services	NOC Skill Level B	77	24.3	29
6.	632	Chefs and cooks	NOC Skill Level B	76	25.1	29
7.	301	Professional occupations in nursing	NOC Skill Level A	70	15.2	3
8.	651	Occupations in food and beverage service	NOC Skill Level C	66	23.7	29
9.	673	Cleaners	NOC Skill Level D	66	23.3	29
10.	124	Office administrative assistants - general, legal and medical	NOC Skill Level B	63	25.0	29
11.	671	Food counter attendants, kitchen helpers and related support occupations	NOC Skill Level D	47	27.4	29
12.	654	Security guards and related security service occupations	NOC Skill Level C	43	25.8	29
13.	141	General office workers	NOC Skill Level C	42	21.2	21
14.	662	Other sales support and related occupations	NOC Skill Level D	40	21.6	22
15.	122	Administrative and regulatory occupations	NOC Skill Level B	40	22.2	29
16.	062	Retail and wholesale trade managers	NOC Skill Level A	39	28.2	29
17.	111	Auditors, accountants and investment professionals	NOC Skill Level A	34	18.3	19
18.	622	Technical sales specialists in wholesale trade and retail and wholesale buyers	NOC Skill Level B	34	20.7	16
19.	sup	Other labourers in processing, manufacturing and utilities	NOC Skill Level D	34	21.8	28
20.	761	Trades helpers and labourers	NOC Skill Level D	32	30.5	29
21.	071	Managers in customer and personal services, n.e.c.	NOC Skill Level A	31	23.3	29
22.	745	Longshore workers and material handlers	NOC Skill Level C	29	21.9	27
23.	323	Other technical occupations in health care	NOC Skill Level B	25	32.0	29
24.	861	Harvesting, landscaping and natural resources labourers	NOC Skill Level D	25	28.7	27
25.	623	Insurance, real estate and financial sales occupations	NOC Skill Level B	24	13.5	12
26.	012	Senior managers - construction, transportation, production and utilities	NOC Skill Level A	24	24.0	27
27.	341	Assisting occupations in support of health services	NOC Skill Level C	24	27.5	23
28.	321	Medical technologists and technicians (except dental health)	NOC Skill Level B	24	27.1	29

TOP HIRING SECTORS BY 2-DIGIT NAICS CODE

What sectors are hiring?



	NAICS CODE	2-DIGIT NAICS CODE	POSTING COUNT	AVG POSTING LENGTH IN DAYS	MEDIAN POSTING LENGTH IN DAYS
1.	44-45	Retail trade	325	22.4	29
2.	62	Health care and social assistance	316	21.8	16
3.	56	Administrative and support, waste management and remediation services	251	23.4	24
4.	91	Public administration	217	31.1	29
5.	72	Accommodation and food services	178	26.4	29
6.	31-33	Manufacturing	110	22.8	23
7.	48-49	Transportation and warehousing	81	19.0	16
8.	52	Finance and insurance	80	17.1	15
9.	54	Professional, scientific and technical services	74	22.5	16
10.	61	Educational services	71	21.2	17
11.	23	Construction	65	25.1	29
12.	71	Arts, entertainment and recreation	59	23.3	28
13.	81	Other services (except public administration)	55	22.1	15
14.	41	Wholesale trade	53	25.2	29
15.	51	Information and cultural industries	36	16.1	15
16.	53	Real estate and rental and leasing	34	18.0	15
17.	22	Utilities	15	24.9	29
18.	11	Agriculture, forestry, fishing and hunting	12	30.1	23
19.	21	Mining, quarrying, and oil and gas extraction	2	20.0	20

NOTE: NAICS code 56 includes Employment Agencies. Manufacturing includes codes 31-33, Retail Trade includes codes 44-45 and Transportation and Warehousing includes codes 48-49.

TOP HIRING SECTORS BY 3-DIGIT NAICS CODE

What sectors are hiring?

	NAICS CODE	3-DIGIT NAICS CODE	POSTING COUNT ▾	AVG POSTING LENGTH IN DAYS	MEDIAN POSTING LENGTH IN DAYS
1.	561	Administrative and support services	236	23.4	23
2.	621	Ambulatory health care services	165	18.2	16
3.	912	Provincial and territorial public administration	147	34.4	29
4.	722	Food services and drinking places	135	27.2	29
5.	541	Professional, scientific and technical services	74	22.5	16
6.	611	Educational services	71	21.2	17
7.	623	Nursing and residential care facilities	66	32.6	29
8.	913	Local, municipal and regional public administration	64	24.0	29
9.	713	Amusement, gambling and recreation industries	56	23.3	28
10.	445	Food and beverage stores	46	21.2	29
11.	624	Social assistance	45	22.2	28
12.	448	Clothing and clothing accessories stores	45	22.7	29
13.	721	Accommodation services	43	23.9	29
14.	522	Credit intermediation and related activities	41	20.0	16
15.	622	Hospitals	40	19.7	29
16.	446	Health and personal care stores	39	20.4	25
17.	444	Building material and garden equipment and supplies dealers	39	22.1	16
18.	452	General merchandise stores	37	21.0	21
19.	453	Miscellaneous store retailers	35	29.2	29
20.	238	Specialty trade contractors	34	20.9	16
21.	524	Insurance carriers and related activities	30	12.7	11
22.	492	Couriers and messengers	30	13.5	15
23.	325	Chemical manufacturing	29	22.8	29
24.	517	Telecommunications	28	14.7	15
25.	236	Construction of buildings	27	26.4	29
26.	454	Non-store retailers	26	20.1	15
27.	531	Real estate	22	22.5	29
28.	484	Truck transportation	20	25.8	29
29.	417	Machinery, equipment and supplies merchant wholesalers	20	24.8	15
30.	812	Personal and laundry services	20	19.9	15
31.	333	Machinery manufacturing	19	25.5	29
32.	451	Sporting goods, hobby, book and music stores	18	20.6	19

TOP HIRING SECTORS BY 4-DIGIT NAICS CODE

What sectors are hiring?

	NAICS CODE	4-DIGIT NAICS CODE	POSTING COUNT ▾	AVG POSTING LENGTH IN DAYS	MEDIAN POSTING LENGTH IN DAYS
1.	5613	Employment services	148	24.4	21
2.	9122	Provincial labour and employment services	141	35.0	29
3.	7225	Full-service restaurants and limited-service eating places	119	28.1	29
4.	6216	Home health care services	97	15.1	15
5.	9139	Other local, municipal and regional public administration	64	24.0	29
6.	4481	Clothing stores	41	22.4	29
7.	4451	Grocery stores	40	20.9	29
8.	6221	General medical and surgical hospitals	40	19.7	29
9.	6112	Community colleges and C.E.G.E.P.s	39	14.2	15
10.	4461	Health and personal care stores	39	20.4	25
11.	7211	Traveller accommodation	37	23.8	29
12.	5616	Investigation and security services	36	22.4	29
13.	7132	Gambling industries	34	21.5	16
14.	5617	Services to buildings and dwellings	34	26.2	29
15.	4441	Building material and supplies dealers	33	17.2	16
16.	6241	Individual and family services	33	21.0	16
17.	4921	Couriers	30	13.5	15
18.	6231	Nursing care facilities	28	41.9	29
19.	5241	Insurance carriers	27	11.6	11
20.	6233	Community care facilities for the elderly	27	27.6	29
21.	6111	Elementary and secondary schools	25	28.6	24
22.	4521	Department stores	22	21.0	21
23.	7139	Other amusement and recreation industries	21	26.5	29
24.	4541	Electronic shopping and mail-order houses	21	17.7	15
25.	5221	Depository credit intermediation	20	17.7	16
26.	4841	General freight trucking	19	25.6	29
27.	5415	Computer systems design and related services	19	16.1	16
28.	2361	Residential building construction	19	26.2	29
29.	4172	Construction, forestry, mining, and industrial machinery, equipment and sup...	18	25.1	15
30.	4539	Other miscellaneous store retailers	18	24.4	29
31.	5416	Management, scientific and technical consulting services	17	22.5	23
32.	8129	Other personal services	17	13.6	15

TOP HIRING SECTORS BY 5-DIGIT NAICS CODE

What sectors are hiring?

	NAICS CODE	5-DIGIT NAICS CODE	POSTING COUNT ▾	AVG POSTING LENGTH IN DAYS	MEDIAN POSTING LENGTH IN DAYS
1.	56131	Employment placement agencies and executive search services	148	24.4	21
2.	91221	Provincial labour and employment services	141	35.0	29
3.	72251	Full-service restaurants and limited-service eating places	119	28.1	29
4.	62161	Home health care services	97	15.1	15
5.	91391	Other local, municipal and regional public administration	64	24.0	29
6.	62211	General medical and surgical hospitals	40	19.7	29
7.	61121	Community colleges and C.E.G.E.P.s	39	14.2	15
8.	44511	Supermarkets and other grocery (except convenience) stores	39	20.6	29
9.	72111	Hotels (except casino hotels) and motels	36	23.6	29
10.	71321	Casinos (except casino hotels)	34	21.5	16
11.	56161	Investigation, guard and armoured car services	32	22.8	29
12.	49211	Couriers	30	13.5	15
13.	44611	Pharmacies and drug stores	30	19.3	27
14.	62311	Nursing care facilities	28	41.9	29
15.	62331	Community care facilities for the elderly	27	27.6	29
16.	62412	Services for the elderly and persons with disabilities	26	21.5	16
17.	61111	Elementary and secondary schools	25	28.6	24
18.	52411	Direct life, health and medical insurance carriers	24	10.0	8
19.	45211	Department stores	22	21.0	21
20.	45411	Electronic shopping and mail-order houses	21	17.7	15
21.	44411	Home centres	20	14.8	15
22.	23611	Residential building construction	19	26.2	29
23.	54151	Computer systems design and related services	19	16.1	16
24.	52211	Banking	18	16.6	15
25.	56172	Janitorial services	17	24.3	29
26.	53131	Real estate property managers	17	24.1	29
27.	45399	All other miscellaneous store retailers	17	24.2	29
28.	62149	Other out-patient care centres	16	26.4	23
29.	52229	Other non-depository credit intermediation	15	20.8	15
30.	45299	All other general merchandise stores	15	21.1	29
31.	72231	Food service contractors	14	20.9	23
32.	48412	General freight trucking, long distance	14	25.4	29

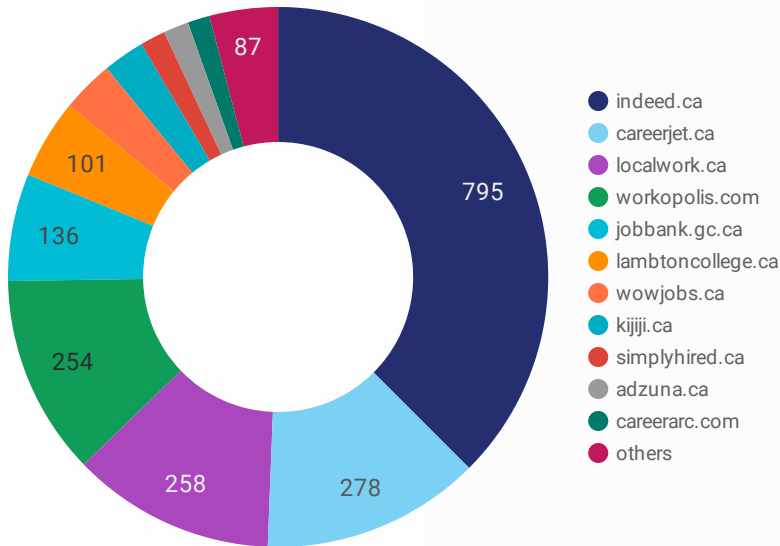
TOP HIRING SECTORS BY 6-DIGIT NAICS CODE

What sectors are hiring?

	NAICS CODE	6-DIGIT NAICS CODE	POSTING COUNT ▾	AVG POSTING LENGTH IN DAYS	MEDIAN POSTING LENGTH IN DAYS
1.	561310	Employment placement agencies and executive search services	148	24.4	21
2.	912210	Provincial labour and employment services	141	35.0	29
3.	621610	Home health care services	97	15.1	15
4.	722511	Full-service restaurants	73	24.0	29
5.	913910	Other local, municipal and regional public administration	64	24.0	29
6.	722512	Limited-service eating places	46	34.5	29
7.	622111	General (except paediatric) hospitals	40	19.7	29
8.	611210	Community colleges and C.E.G.E.P.s	39	14.2	15
9.	445110	Supermarkets and other grocery (except convenience) stores	39	20.6	29
10.	721111	Hotels	36	23.6	29
11.	713210	Casinos (except casino hotels)	34	21.5	16
12.	561612	Security guard and patrol services	30	23.1	29
13.	492110	Couriers	30	13.5	15
14.	446110	Pharmacies and drug stores	30	19.3	27
15.	623110	Nursing care facilities	28	41.9	29
16.	623310	Community care facilities for the elderly	27	27.6	29
17.	624120	Services for the elderly and persons with disabilities	26	21.5	16
18.	611110	Elementary and secondary schools	25	28.6	24
19.	524112	Direct group life, health and medical insurance carriers	23	9.3	8
20.	452110	Department stores	22	21.0	21
21.	454110	Electronic shopping and mail-order houses	21	17.7	15
22.	444110	Home centres	20	14.8	15
23.	541514	Computer systems design and related services (except video game design ...	19	16.1	16
24.	236110	Residential building construction	19	26.2	29
25.	522111	Personal and commercial banking industry	18	16.6	15
26.	531310	Real estate property managers	17	24.1	29
27.	561722	Janitorial services (except window cleaning)	17	24.3	29
28.	621494	Community health centres	16	26.4	23
29.	452999	All other miscellaneous general merchandise stores	15	21.1	29
30.	722310	Food service contractors	14	20.9	23
31.	484121	General freight trucking, long distance, truck-load	14	25.4	29
32.	561730	Landscaping services	13	27.8	15

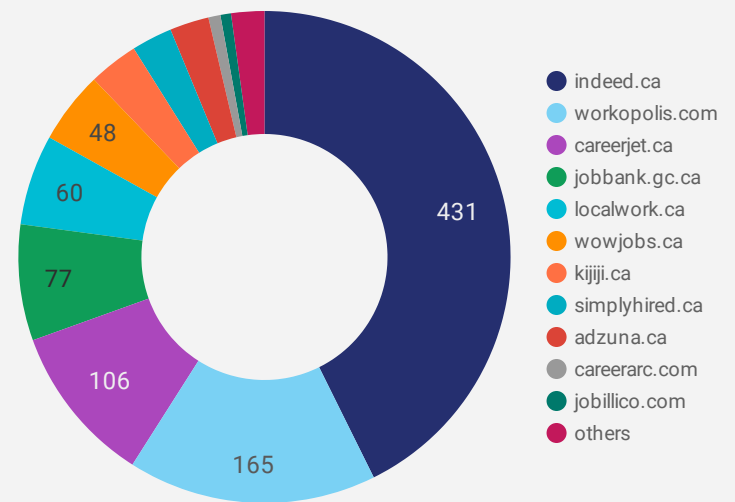
JOB POSTINGS BY JOB BOARD

What share of unique job postings appear on each job board?



COMPANIES BY JOB BOARD

What share of unique job postings appear on each job board?



JOB POSTING DETAILS BY JOB BOARD

How does job posting activity differ by job board?

	JOB BOARD	POSTING COUNT	AVG POSTING LENGTH IN DAYS	MEDIAN POSTING LENGTH IN DAYS	# OF COMPANIES
1.	indeed.ca	795	28.9	29	431
2.	careerjet.ca	278	22.4	13	106
3.	localwork.ca	258	7.6	3	60
4.	workopolis.com	254	15.0	15	165
5.	jobbank.gc.ca	136	27.6	16	77
6.	lambtoncollege.ca	101	42.3	40	1
7.	wowjobs.ca	66	16.0	16	48
8.	kijiji.ca	53	15.0	15	33
9.	adzuna.ca	32	15.0	15	26
10.	simplyhired.ca	32	15.8	16	27
11.	careerarc.com	28	33.3	23	8
12.	countyoflambton.njoyn.com	26	13.4	11	1
13.	jobillico.com	16	39.3	28	7
14.	en.agilus.ca	10	26.8	30	1
15.	emploisfp-psjobs.cfp-psc.gc.ca	5	20.3	7	4
16.	careerbuilder.ca	5	29.0	30	3
17.	sarnia.ca	5	25.0	13	1