



JOB DEMAND REPORT

AUGUST 2021

Job posting data collected by the Sarnia Lambton Workforce Development Board from job boards and employer websites who recruit candidates in the City of Sarnia and Lambton County.

HIGHLIGHTS

JOB POSTINGS BY THE NUMBERS

TOTAL ACTIVE	NEW THIS MONTH	COMPANIES	JOB BOARDS
1,992	1,156	740	23

OF DAYS POSTED

AVERAGE	MEDIAN
20.9	16

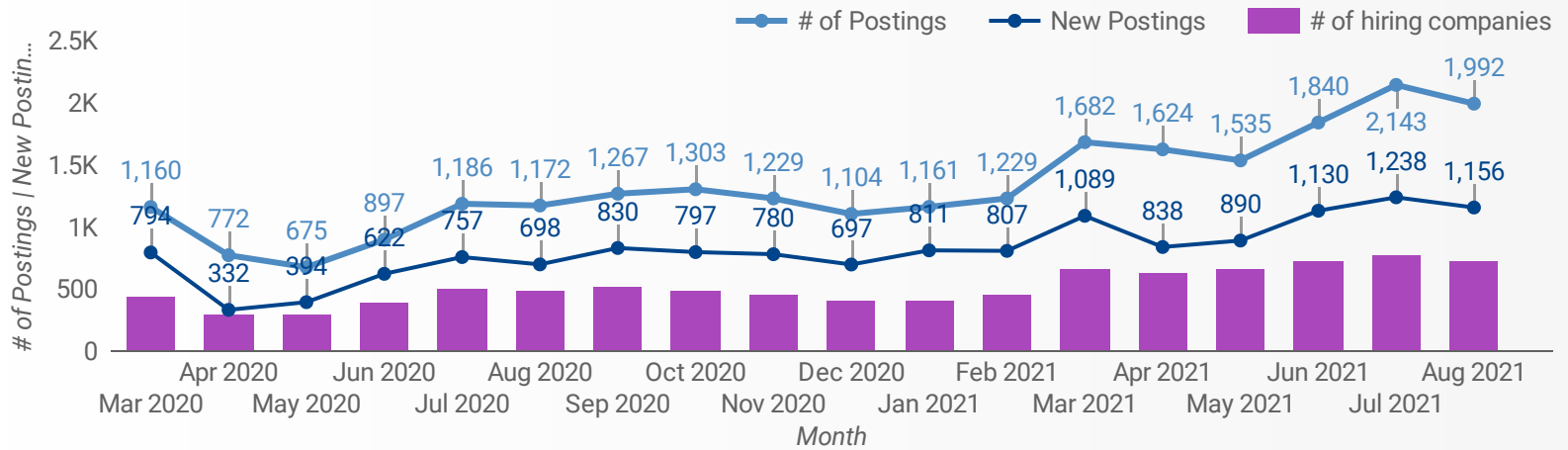
REPORT BUILDER

The default filter selection below will show all job demand data for the month. You can use the filters to create a customized report for the purpose of understanding a subset of the data.

MUNICIPALITY	JOB TYPE	JOB DURATION
JOB BOARD	ADDITIONAL LANGUA...	QUICK FIND
SKILL LEVEL		
SKILL TYPE NAME / 1-DIGIT NATIONAL OCCUPATIONAL CLASSIFICATION CODE		
MAJOR GROUP / 2-DIGIT NATIONAL OCCUPATIONAL CLASSIFICATION CODE		
MINOR GROUP / 3-DIGIT NATIONAL OCCUPATIONAL CLASSIFICATION CODE		
UNIT GROUP / 4-DIGIT NATIONAL OCCUPATIONAL CLASSIFICATION CODE		
COMPANY OR EMPLOYMENT AGENCY		

JOB POSTINGS BY MONTH FOR SARNIA & LAMBTON COUNTY

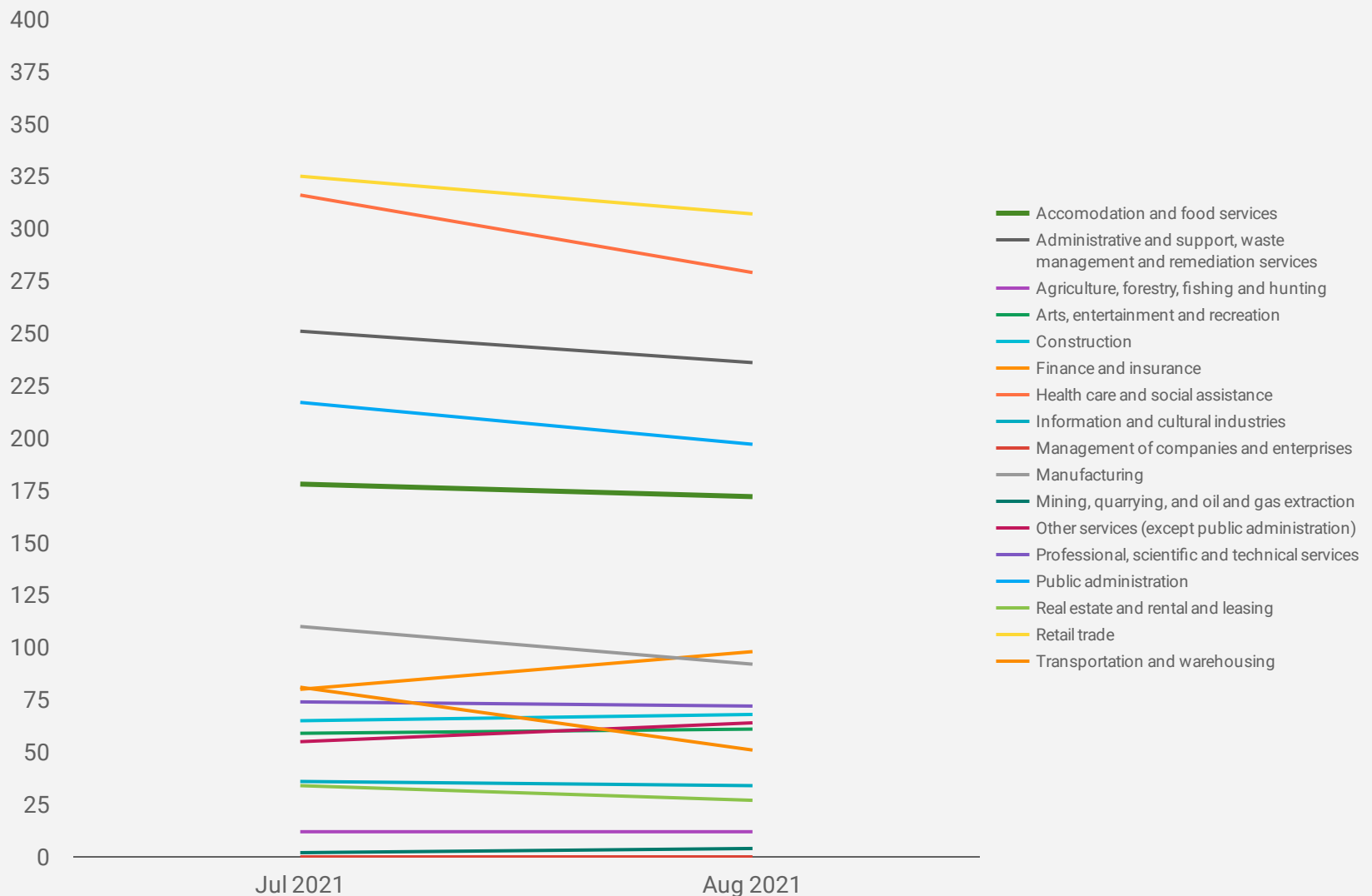
How many job postings were active for at least 1 day this month?



NOTE: This graph cannot be filtered using the controls on the cover page

JOB POSTINGS BY SECTOR FOR SARNIA & LAMBTON COUNTY

How many job postings were active for at least 1 day this month by sector?



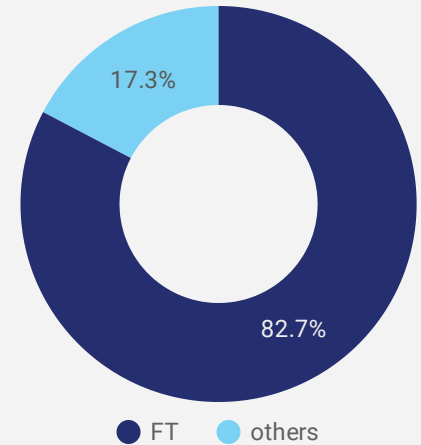
JOB POSTINGS BY AREA

Where are job opportunities being offered?

	UPPER TIER	POSTING COUNT	AVG POSTING LENGTH IN DAYS	MEDIAN POSTING LENGTH IN DAYS
1.	Sarnia	1,516	20.5	16
2.	North Lambton	153	23.4	22
3.	Central Lambton	125	21.1	16
4.	Point Edward	77	23.4	28
5.	West Lambton	65	18.7	16
6.	East Lambton	48	24.7	20

JOB TYPE

Full-time vs Part-time



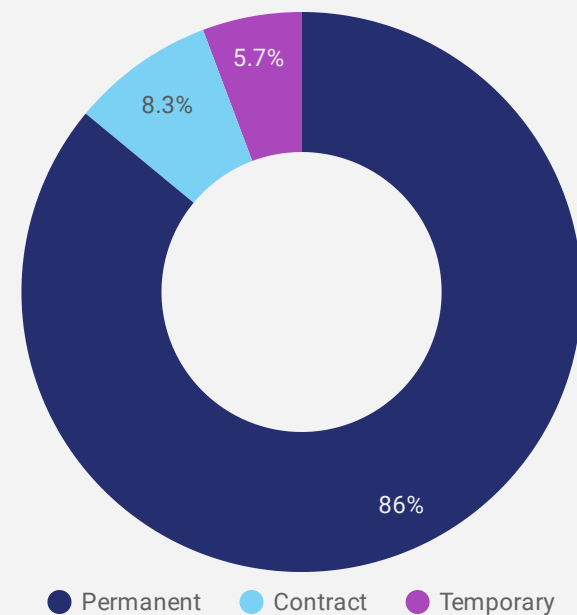
JOB POSTINGS BY MUNICIPALITY

Where are job opportunities being offered?

	MUNICIPALITY	POSTING COUNT	AVG POSTING LENGTH IN DAYS	MEDIAN POSTING LENGTH IN DAYS
1.	City of Sarnia	1,516	20.5	16
2.	Municipality of Lambton Shores	129	24.0	22
3.	Town of Petrolia	85	21.1	16
4.	Township of St. Clair	83	19.4	16
5.	Village of Point Edward	77	23.4	28
6.	Township of Warwick	46	24.4	16
7.	Town of Plympton-Wyoming	27	25.2	16
8.	Village of Oil Springs	11	14.1	15
9.	Township of Dawn-Euphemia	6	15.0	15

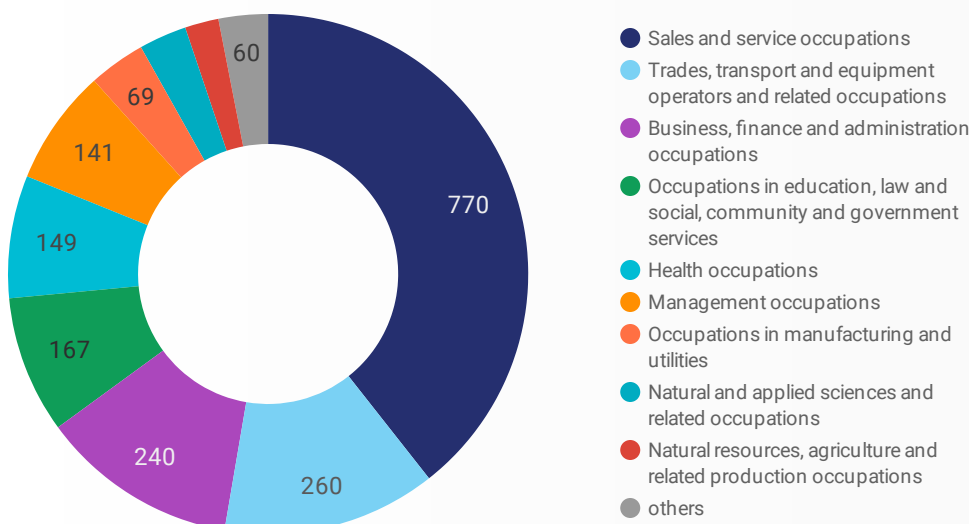
JOB DURATION

Permanency of jobs posted



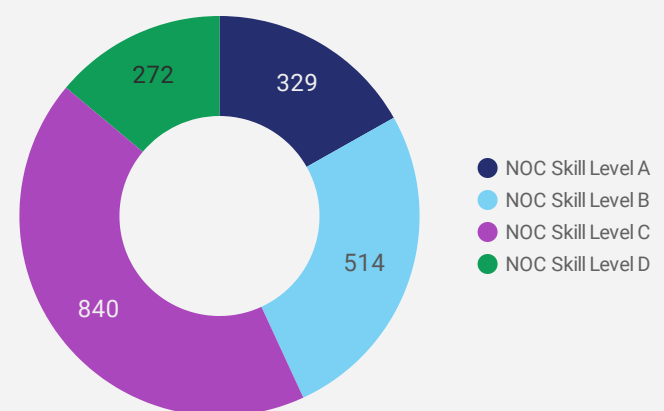
JOB POSTINGS BY SKILL TYPE

What skill type is being recruited?



JOB POSTINGS BY SKILL LEVEL

What education do occupations typically require?



Skill Level A = Usually University education | Skill Level B = Usually College education or Apprenticeship training | Skill Level C = Usually Secondary education or occupation-specific training | Skill Level D = Usually on-the-job training

OCCUPATIONS BY SKILL LEVEL, FREQUENCY & DURATION

What jobs are hard to fill and in-demand?

	4 DIGIT NOC	4 DIGIT NOC NAME	SKILL LEVEL	POSTING COUNT	AVG POSTING LENGTH IN DAYS	MEDIAN POSTING LENGTH IN DAYS
1.	6421	Retail salespersons	NOC Skill Level C	140	23.1	20
2.	6552	Other customer and information services representatives	NOC Skill Level C	118	15.0	11
3.	4412	Home support workers, housekeepers and related occupations	NOC Skill Level C	70	21.3	16
4.	6322	Cooks	NOC Skill Level B	61	24.3	29
5.	7511	Transport truck drivers	NOC Skill Level C	57	20.7	20
6.	6711	Food counter attendants, kitchen helpers and related support occupations	NOC Skill Level D	53	25.3	29
7.	3012	Registered nurses and registered psychiatric nurses	NOC Skill Level A	45	15.3	4
8.	6541	Security guards and related security service occupations	NOC Skill Level C	45	22.5	29
9.	1241	Administrative assistants	NOC Skill Level B	43	23.7	29
10.	6513	Food and beverage servers	NOC Skill Level C	40	26.9	29
11.	6731	Light duty cleaners	NOC Skill Level D	35	21.5	15
12.	4212	Social and community service workers	NOC Skill Level B	33	23.0	29
13.	621	Retail and wholesale trade managers	NOC Skill Level A	33	29.9	16
14.	7452	Material handlers	NOC Skill Level C	31	19.2	15
15.	7514	Delivery and courier service drivers	NOC Skill Level C	25	22.6	29
16.	1114	Other financial officers	NOC Skill Level A	25	14.4	10
17.	7611	Construction trades helpers and labourers	NOC Skill Level D	24	25.4	15
18.		Supervisor	NOC Skill Level D	24	21.9	29
19.	714	Facility operation and maintenance managers	NOC Skill Level A	24	19.3	19
20.	6611	Cashiers	NOC Skill Level D	23	21.3	23
21.	6623	Other sales related occupations	NOC Skill Level D	21	14.8	9
22.	6411	Sales and account representatives - wholesale trade (non-technical)	NOC Skill Level C	20	15.5	15
23.	1414	Receptionists	NOC Skill Level C	20	21.8	26
24.	8431	General farm workers	NOC Skill Level C	19	25.3	22
25.	6511	Maîtres d'hôtel and hosts/hostesses	NOC Skill Level C	18	10.9	4
26.	6512	Bartenders	NOC Skill Level C	18	22.8	29
27.	4214	Early childhood educators and assistants	NOC Skill Level B	17	21.6	23
28.	6222	Retail and wholesale buyers	NOC Skill Level B	15	24.2	27
29.	1411	General office support workers	NOC Skill Level C	15	20.2	23

TOP EMPLOYERS/AGENCIES

Who is hiring?

	COMPANY	POSTING COUNT ▾	AVG POSTING LENGTH IN DAYS	MEDIAN POSTING LENGTH IN DAYS
1.	Community Employment Services - Lambton College Main Campus	139	32.1	28
2.	Bluewater Health	45	14.2	12
3.	The Toronto Group of AO	35	7.8	8
4.	Compass Group Canada	31	7.3	2
5.	Gateway Casinos & Entertainment Limited	29	23.5	28
6.	Victorian Order of Nurses	28	39.6	30
7.	EXPRESS EMPLOYMENT PROFESSIONALS	26	22.9	29
8.	Lambton College	21	16.8	15
9.	County of Lambton	21	22.3	29
10.	Platinum Empire Group	18	10.9	8
11.	Kijiji	17	15.0	15
12.	Paladin Security	17	19.5	20
13.	Bayshore Home Care Solutions	16	18.9	15
14.	CarePartners	15	14.8	9
15.	Cogeco	14	5.3	2
16.	The Corporation of the County of Lambton	14	1.6	2
17.	Lambton Kent District School Board	14	28.4	29
18.	Steeves and Rozema Enterprises Ltd	14	17.3	16
19.	Shoppers Drug Mart	14	7.0	3
20.	Sienna Senior Living- Fairwinds Lodge	13	23.9	29
21.	Walmart Canada	13	10.4	9
22.	Home Depot	13	18.1	16
23.	Recipe Unlimited Corporation	12	null	null
24.	Loblaws	12	19.6	29
25.	Duststop Air Filters Inc.	12	23.4	29
26.	Shoppers Drug Mart / Pharmaprix	11	20.0	16
27.	Voyago	10	5.8	4
28.	Clean Harbors Environmental Services, Inc.	10	20.7	15
29.	The Brick	10	18.5	15
30.	Reliance Home Comfort	9	23.1	29

JOB POSTINGS BY 2-DIGIT NATIONAL OCCUPATION CLASSIFICATION

What jobs are hard to fill and in-demand?

	2-DIGIT NOC CODE	2-DIGIT NOC LABEL	SKILL LEVEL	POSTING COUNT	AVG POSTING LENGTH IN DAYS	MEDIAN POSTING LENGTH IN DAYS
1.	65	Service representatives and other customer and personal services occupations	NOC Skill Level C	285	18.0	15
2.	64	Sales representatives and salespersons - wholesale and retail trade	NOC Skill Level C	160	22.1	16
3.	67	Service support and other service occupations, n.e.c.	NOC Skill Level D	119	23.0	16
4.	12	Administrative and financial supervisors and administrative occupations	NOC Skill Level B	99	21.7	21
5.	63	Service supervisors and specialized service occupations	NOC Skill Level B	99	22.9	28
6.	75	Transport and heavy equipment operation and related maintenance occupations	NOC Skill Level C	96	21.2	25
7.	44	Care providers and educational, legal and public protection support occupations	NOC Skill Level C	76	21.0	16
8.	14	Office support occupations	NOC Skill Level C	64	21.4	19
9.	42	Paraprofessional occupations in legal, social, community and education services	NOC Skill Level B	56	23.0	29
10.	66	Sales support occupations	NOC Skill Level D	56	17.6	15
11.	06	Middle management occupations in retail and wholesale trade and customer services	NOC Skill Level A	52	30.4	15
12.	62	Retail sales supervisors and specialized sales occupations	NOC Skill Level B	51	19.8	15
13.	72	Industrial, electrical and construction trades	NOC Skill Level B	49	23.8	16
14.	30	Professional occupations in nursing	NOC Skill Level A	47	15.3	4
15.	01	Senior managers - construction, transportation, production and utilities	NOC Skill Level A	47	19.1	15
16.	11	Professional occupations in business and finance	NOC Skill Level A	47	15.6	12
17.	74	Other installers, repairers and servicers and material handlers	NOC Skill Level C	46	21.8	15
18.	32	Technical occupations in health	NOC Skill Level B	43	24.9	16
19.	22	Technical occupations related to natural and applied sciences	NOC Skill Level B	40	18.2	16
20.	73	Maintenance and equipment operation trades	NOC Skill Level B	37	26.4	23
21.	31	Professional occupations in health (except nursing)	NOC Skill Level A	36	24.6	15
22.	76	Trades helpers, construction labourers and related occupations	NOC Skill Level D	32	26.9	29
23.	07	Managers in customer and personal services, n.e.c.	NOC Skill Level A	31	19.3	19
24.	15	Distribution, tracking and scheduling co-ordination occupations	NOC Skill Level C	27	21.9	19
25.	su	Other labourers in processing, manufacturing and utilities	NOC Skill Level D	24	21.9	29
26.	34	Assisting occupations in support of health services	NOC Skill Level C	23	19.9	15
27.	95	Assemblers in manufacturing	NOC Skill Level C	22	27.0	29

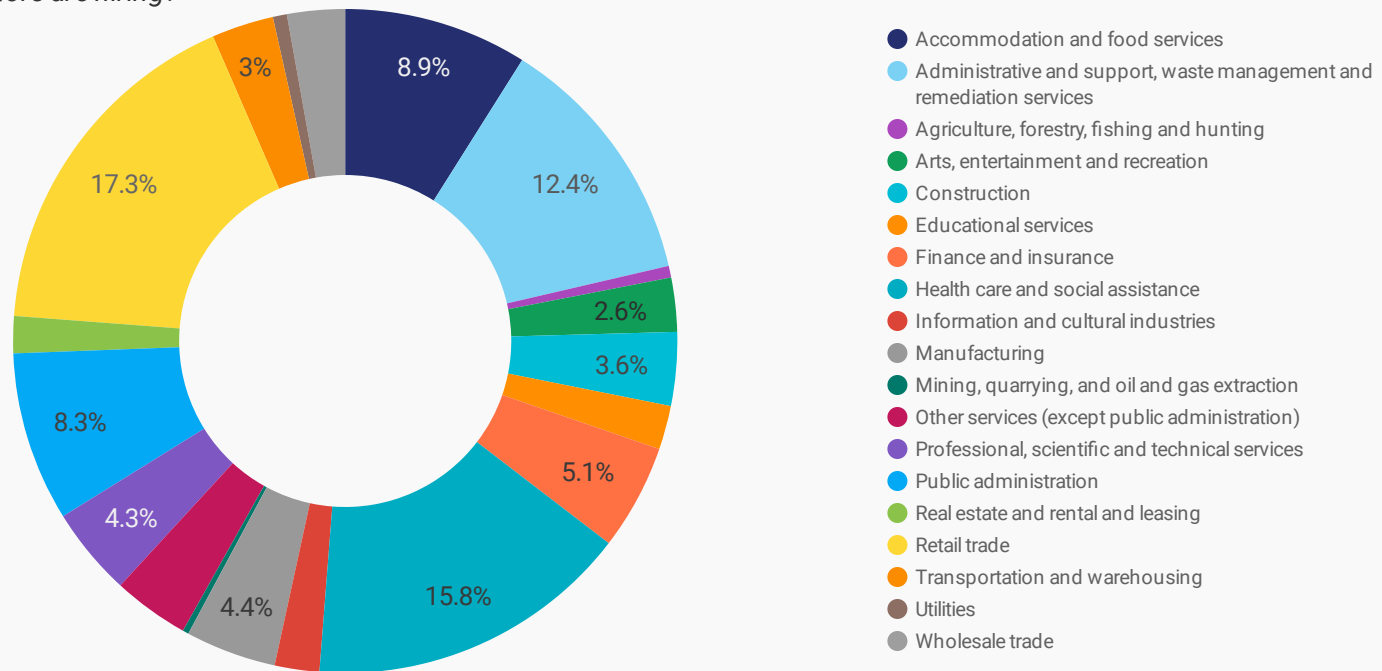
JOB POSTINGS BY 3-DIGIT NATIONAL OCCUPATION CLASSIFICATION

What jobs are hard to fill and in-demand?

	3-DIGIT NOC CODE	3-DIGIT NOC LABEL	SKILL LEVEL	POSTING COUNT	AVG POSTING LENGTH IN DAYS	MEDIAN POSTING LENGTH IN DAYS
1.	642	Retail salespersons	NOC Skill Level C	140	23.1	20
2.	655	Customer and information services representatives	NOC Skill Level C	130	15.0	12
3.	751	Motor vehicle and transit drivers	NOC Skill Level C	87	21.3	27
4.	632	Chefs and cooks	NOC Skill Level B	76	23.1	27
5.	651	Occupations in food and beverage service	NOC Skill Level C	76	21.8	29
6.	441	Home care providers and educational support occupations	NOC Skill Level C	76	21.0	16
7.	673	Cleaners	NOC Skill Level D	60	21.1	15
8.	421	Paraprofessional occupations in legal, social, community and education services	NOC Skill Level B	56	23.0	29
9.	124	Office administrative assistants - general, legal and medical	NOC Skill Level B	55	23.3	29
10.	671	Food counter attendants, kitchen helpers and related support occupations	NOC Skill Level D	53	25.3	29
11.	301	Professional occupations in nursing	NOC Skill Level A	47	15.3	4
12.	654	Security guards and related security service occupations	NOC Skill Level C	45	22.5	29
13.	122	Administrative and regulatory occupations	NOC Skill Level B	36	20.5	18
14.	141	General office workers	NOC Skill Level C	36	21.2	26
15.	662	Other sales support and related occupations	NOC Skill Level D	33	15.7	9
16.	062	Retail and wholesale trade managers	NOC Skill Level A	33	29.9	16
17.	111	Auditors, accountants and investment professionals	NOC Skill Level A	31	13.9	10
18.	745	Longshore workers and material handlers	NOC Skill Level C	31	19.2	15
19.	071	Managers in customer and personal services, n.e.c.	NOC Skill Level A	31	19.3	19
20.	761	Trades helpers and labourers	NOC Skill Level D	29	27.3	29
21.	012	Senior managers - construction, transportation, production and utilities	NOC Skill Level A	26	20.1	15
22.	323	Other technical occupations in health care	NOC Skill Level B	24	30.6	29
23.	sup	Other labourers in processing, manufacturing and utilities	NOC Skill Level D	24	21.9	29
24.	661	Cashiers	NOC Skill Level D	23	21.3	23
25.	341	Assisting occupations in support of health services	NOC Skill Level C	23	19.9	15
26.	623	Insurance, real estate and financial sales occupations	NOC Skill Level B	22	15.3	15
27.	843	Agriculture and horticulture workers	NOC Skill Level C	21	24.6	19
28.	641	Sales and account representatives - wholesale trade (non-technical)	NOC Skill Level C	20	15.5	15

TOP HIRING SECTORS BY 2-DIGIT NAICS CODE

What sectors are hiring?



	NAICS CODE	2-DIGIT NAICS CODE	POSTING COUNT	AVG POSTING LENGTH IN DAYS	MEDIAN POSTING LENGTH IN DAYS
1.	44-45	Retail trade	307	20.5	16
2.	62	Health care and social assistance	279	20.5	16
3.	56	Administrative and support, waste management and remediation services	236	18.9	16
4.	91	Public administration	197	28.8	27
5.	72	Accommodation and food services	172	21.3	16
6.	52	Finance and insurance	98	13.7	9
7.	31-33	Manufacturing	92	21.2	16
8.	54	Professional, scientific and technical services	72	17.3	15
9.	23	Construction	68	21.5	16
10.	81	Other services (except public administration)	64	23.0	16
11.	71	Arts, entertainment and recreation	61	23.3	28
12.	48-49	Transportation and warehousing	51	23.4	29
13.	41	Wholesale trade	51	26.3	29
14.	61	Educational services	43	21.9	16
15.	51	Information and cultural industries	34	11.1	8
16.	53	Real estate and rental and leasing	27	12.8	13
17.	11	Agriculture, forestry, fishing and hunting	12	26.4	15
18.	22	Utilities	11	21.9	23
19.	21	Mining, quarrying, and oil and gas extraction	4	12.3	13

NOTE: NAICS code 56 includes Employment Agencies. Manufacturing includes codes 31-33, Retail Trade includes codes 44-45 and Transportation and Warehousing includes codes 48-49.

TOP HIRING SECTORS BY 3-DIGIT NAICS CODE

What sectors are hiring?

	NAICS CODE	3-DIGIT NAICS CODE	POSTING COUNT ▾	AVG POSTING LENGTH IN DAYS	MEDIAN POSTING LENGTH IN DAYS
1.	561	Administrative and support services	219	18.7	16
2.	912	Provincial and territorial public administration	157	30.3	25
3.	722	Food services and drinking places	135	21.2	16
4.	621	Ambulatory health care services	124	18.2	15
5.	541	Professional, scientific and technical services	72	17.3	15
6.	623	Nursing and residential care facilities	64	30.1	29
7.	713	Amusement, gambling and recreation industries	55	23.0	28
8.	522	Credit intermediation and related activities	47	15.3	11
9.	624	Social assistance	46	21.7	16
10.	622	Hospitals	45	14.2	12
11.	524	Insurance carriers and related activities	44	10.5	8
12.	238	Specialty trade contractors	44	20.9	16
13.	611	Educational services	43	21.9	16
14.	446	Health and personal care stores	42	15.2	15
15.	453	Miscellaneous store retailers	40	25.3	23
16.	445	Food and beverage stores	40	23.7	29
17.	448	Clothing and clothing accessories stores	38	17.1	15
18.	721	Accommodation services	37	21.6	23
19.	452	General merchandise stores	34	22.0	17
20.	913	Local, municipal and regional public administration	32	23.0	29
21.	444	Building material and garden equipment and supplies dealers	32	23.4	22
22.	454	Non-store retailers	27	18.7	15
23.	517	Telecommunications	26	11.0	3
24.	813	Religious, grant-making, civic, and professional and similar organizations	26	21.8	29
25.	325	Chemical manufacturing	23	19.7	16
26.	236	Construction of buildings	22	21.8	29
27.	416	Building material and supplies merchant wholesalers	20	24.0	29
28.	811	Repair and maintenance	19	21.1	16
29.	442	Furniture and home furnishings stores	19	19.7	15
30.	812	Personal and laundry services	19	27.4	15
31.	484	Truck transportation	19	26.2	29
32.	333	Machinery manufacturing	17	23.5	29

TOP HIRING SECTORS BY 4-DIGIT NAICS CODE

What sectors are hiring?

	NAICS CODE	4-DIGIT NAICS CODE	POSTING COUNT ▾	AVG POSTING LENGTH IN DAYS	MEDIAN POSTING LENGTH IN DAYS
1.	9122	Provincial labour and employment services	152	30.5	25
2.	5613	Employment services	135	18.0	14
3.	7225	Full-service restaurants and limited-service eating places	103	26.0	29
4.	6216	Home health care services	66	19.5	16
5.	6221	General medical and surgical hospitals	45	14.2	12
6.	4461	Health and personal care stores	42	15.2	15
7.	5616	Investigation and security services	41	21.0	23
8.	5241	Insurance carriers	39	9.1	8
9.	4481	Clothing stores	34	16.8	15
10.	4451	Grocery stores	34	23.7	29
11.	7132	Gambling industries	33	23.3	28
12.	9139	Other local, municipal and regional public administration	32	23.0	29
13.	7211	Traveller accommodation	32	21.5	23
14.	7223	Special food services	32	7.3	2
15.	6231	Nursing care facilities	30	40.3	30
16.	5617	Services to buildings and dwellings	29	22.1	29
17.	5221	Depository credit intermediation	29	12.7	13
18.	6241	Individual and family services	27	19.9	16
19.	4539	Other miscellaneous store retailers	27	19.6	16
20.	5416	Management, scientific and technical consulting services	26	14.4	15
21.	6233	Community care facilities for the elderly	26	24.3	29
22.	4441	Building material and supplies dealers	25	19.7	16
23.	6112	Community colleges and C.E.G.E.P.s	21	16.8	15
24.	7139	Other amusement and recreation industries	21	22.8	29
25.	4521	Department stores	20	21.0	12
26.	4161	Electrical, plumbing, heating and air-conditioning equipment and supplies m...	20	24.0	29
27.	4541	Electronic shopping and mail-order houses	19	17.0	15
28.	6111	Elementary and secondary schools	17	29.9	29
29.	4421	Furniture stores	17	19.0	15
30.	4841	General freight trucking	17	25.8	29
31.	6244	Child day-care services	17	24.3	29
32.	6213	Offices of other health practitioners	16	18.2	15

TOP HIRING SECTORS BY 5-DIGIT NAICS CODE

What sectors are hiring?

	NAICS CODE	5-DIGIT NAICS CODE	POSTING COUNT ▾	AVG POSTING LENGTH IN DAYS	MEDIAN POSTING LENGTH IN DAYS
1.	91221	Provincial labour and employment services	152	30.5	25
2.	56131	Employment placement agencies and executive search services	133	18.1	14
3.	72251	Full-service restaurants and limited-service eating places	103	26.0	29
4.	62161	Home health care services	66	19.5	16
5.	62211	General medical and surgical hospitals	45	14.2	12
6.	56161	Investigation, guard and armoured car services	36	21.7	27
7.	52411	Direct life, health and medical insurance carriers	36	8.0	8
8.	44511	Supermarkets and other grocery (except convenience) stores	34	23.7	29
9.	91391	Other local, municipal and regional public administration	32	23.0	29
10.	72231	Food service contractors	31	7.3	2
11.	72111	Hotels (except casino hotels) and motels	31	21.2	16
12.	44611	Pharmacies and drug stores	30	13.2	15
13.	71321	Casinos (except casino hotels)	30	23.8	28
14.	62311	Nursing care facilities	30	40.3	30
15.	62331	Community care facilities for the elderly	26	24.3	29
16.	52211	Banking	25	12.3	10
17.	45399	All other miscellaneous store retailers	22	22.6	29
18.	61121	Community colleges and C.E.G.E.P.s	21	16.8	15
19.	45211	Department stores	20	21.0	12
20.	44411	Home centres	20	17.0	16
21.	45411	Electronic shopping and mail-order houses	19	17.0	15
22.	61111	Elementary and secondary schools	17	29.9	29
23.	44211	Furniture stores	17	19.0	15
24.	62441	Child day-care services	17	24.3	29
25.	23611	Residential building construction	16	22.0	22
26.	81341	Civic and social organizations	16	22.2	29
27.	62412	Services for the elderly and persons with disabilities	14	20.4	16
28.	56172	Janitorial services	14	21.5	29
29.	52229	Other non-depository credit intermediation	14	23.0	11
30.	51741	Satellite telecommunications	14	5.3	2
31.	45299	All other general merchandise stores	14	23.1	22
32.	54169	Other scientific and technical consulting services	13	17.1	16

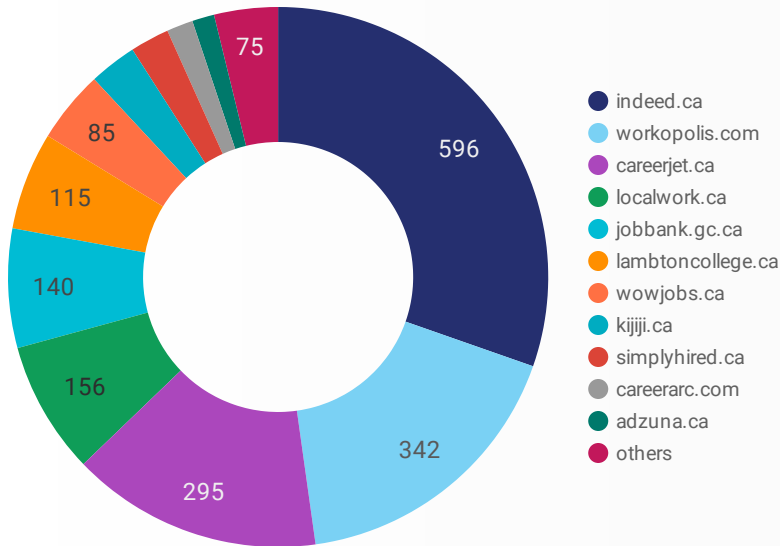
TOP HIRING SECTORS BY 6-DIGIT NAICS CODE

What sectors are hiring?

	NAICS CODE	6-DIGIT NAICS CODE	POSTING COUNT ▾	AVG POSTING LENGTH IN DAYS	MEDIAN POSTING LENGTH IN DAYS
1.	912210	Provincial labour and employment services	152	30.5	25
2.	561310	Employment placement agencies and executive search services	133	18.1	14
3.	621610	Home health care services	66	19.5	16
4.	722511	Full-service restaurants	61	23.9	29
5.	622111	General (except paediatric) hospitals	45	14.2	12
6.	722512	Limited-service eating places	42	28.8	29
7.	524112	Direct group life, health and medical insurance carriers	36	8.0	8
8.	561612	Security guard and patrol services	35	22.2	29
9.	445110	Supermarkets and other grocery (except convenience) stores	34	23.7	29
10.	913910	Other local, municipal and regional public administration	32	23.0	29
11.	721111	Hotels	31	21.2	16
12.	722310	Food service contractors	31	7.3	2
13.	713210	Casinos (except casino hotels)	30	23.8	28
14.	446110	Pharmacies and drug stores	30	13.2	15
15.	623110	Nursing care facilities	30	40.3	30
16.	623310	Community care facilities for the elderly	26	24.3	29
17.	522111	Personal and commercial banking industry	25	12.3	10
18.	611210	Community colleges and C.E.G.E.P.s	21	16.8	15
19.	444110	Home centres	20	17.0	16
20.	452110	Department stores	20	21.0	12
21.	454110	Electronic shopping and mail-order houses	19	17.0	15
22.	442110	Furniture stores	17	19.0	15
23.	624410	Child day-care services	17	24.3	29
24.	611110	Elementary and secondary schools	17	29.9	29
25.	813410	Civic and social organizations	16	22.2	29
26.	236110	Residential building construction	16	22.0	22
27.	517410	Satellite telecommunications	14	5.3	2
28.	452999	All other miscellaneous general merchandise stores	14	23.1	22
29.	561722	Janitorial services (except window cleaning)	14	21.5	29
30.	624120	Services for the elderly and persons with disabilities	14	20.4	16
31.	541690	Other scientific and technical consulting services	13	17.1	16
32.	484121	General freight trucking, long distance, truck-load	12	25.5	29

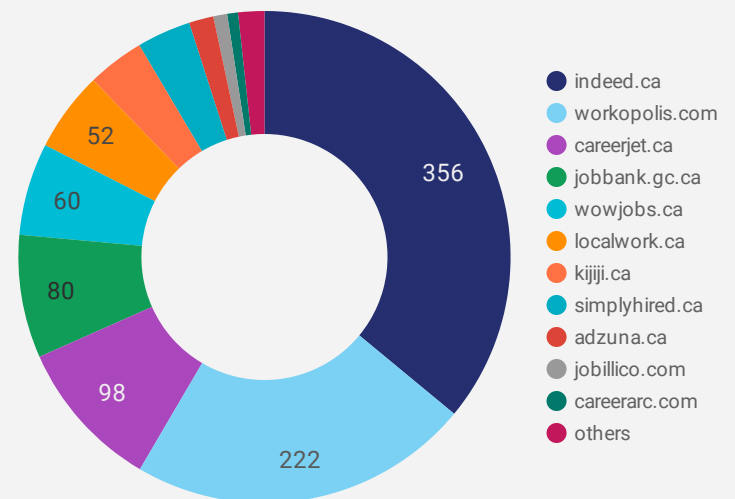
JOB POSTINGS BY JOB BOARD

What share of unique job postings appear on each job board?



COMPANIES BY JOB BOARD

What share of unique job postings appear on each job board?



JOB POSTING DETAILS BY JOB BOARD

How does job posting activity differ by job board?

	JOB BOARD	POSTING COUNT	AVG POSTING LENGTH IN DAYS	MEDIAN POSTING LENGTH IN DAYS	# OF COMPANIES
1.	indeed.ca	596	28.9	29	356
2.	workopolis.com	342	15.0	15	222
3.	careerjet.ca	295	15.7	8	98
4.	localwork.ca	156	7.1	3	52
5.	jobbank.gc.ca	140	23.7	16	80
6.	lambtoncollege.ca	115	36.4	32	1
7.	wowjobs.ca	85	16.0	16	60
8.	kijiji.ca	56	15.0	15	37
9.	simplyhired.ca	46	15.8	16	35
10.	careerarc.com	31	37.1	23	7
11.	adzuna.ca	26	15.0	15	16
12.	countyoflambton.njoyn.com	24	12.2	11	1
13.	jobillico.com	17	26.1	19	9
14.	en.agilus.ca	6	28.3	32	1
15.	drcareers.ca	5	22.3	29	1
16.	network.applytoeducation.com	5	7.3	7	2
17.	careerbuilder.ca	4	26.0	26	3