

JOB DEMAND REPORT

NOVEMBER 2021

HIGHLIGHTS

JOB POSTINGS BY THE NUMBERS

POSTING COUNT	NEW POSTINGS	COMPANIES	JOB BOARDS
2,004	1,178	711	27

OF DAYS POSTED

AVERAGE	MEDIAN
32.8	29

REPORT BUILDER

The default filter selection below will show all job demand data for the month. You can use the filters to create a customized report for the purpose of understanding a subset of the data.

OCCUPATION FILTERS

SKILL TYPE NAME / 1-DIGIT NOC	▼
MAJOR GROUP / 2-DIGIT NOC	▼
MINOR GROUP / 3-DIGIT NOC	▼
UNIT GROUP / 4-DIGIT NOC	▼
SKILL LEVEL	▼
JOB TYPE	▼
JOB DURATION	▼
ADDITIONAL LANGUAGE	▼
SPECIFIC JOB TAGS	▼

INDUSTRY/SECTOR FILTERS

HIRING SECTOR BY 2-DIGIT NAICS CODE	▼
HIRING SECTOR BY 3-DIGIT NAICS CODE	▼
HIRING SECTOR BY 4-DIGIT NAICS CODE	▼
HIRING SECTOR BY 5-DIGIT NAICS CODE	▼
HIRING SECTOR BY 6-DIGIT NAICS CODE	▼

OTHER FILTERS

MUNICIPALITY	▼
CITY OR COUNTY	▼
JOB BOARD	▼

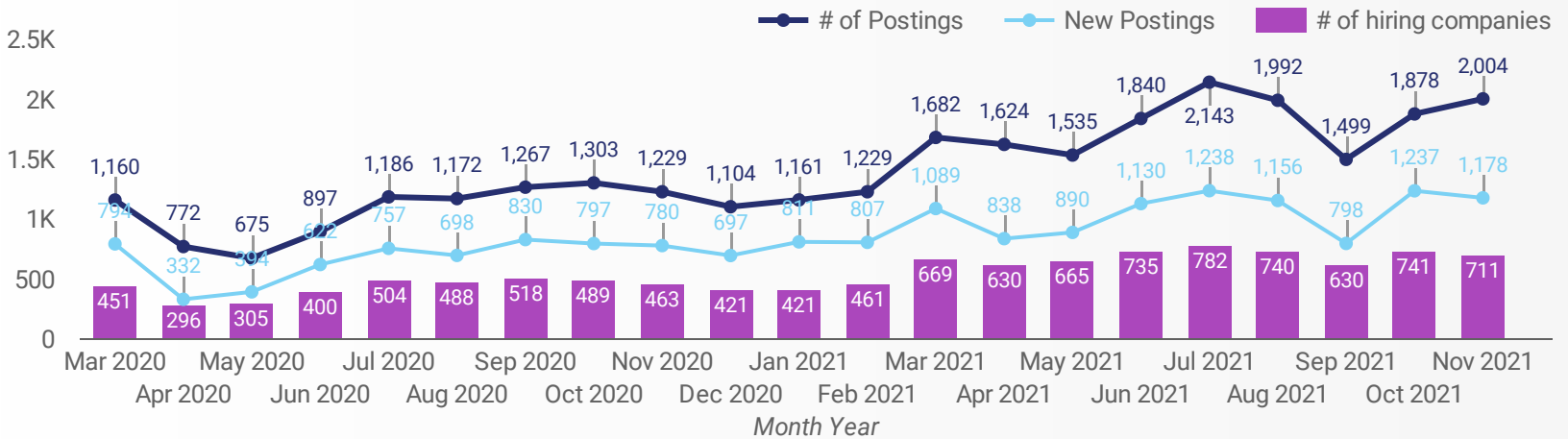
NOC = National Occupation Classification | NAICS = North American Industry Classification System

Source:

Job posting data collected by the Sarnia Lambton Workforce Development Board from job boards and employer websites who recruit candidates in the City of Sarnia and Lambton County.

JOB POSTINGS BY MONTH FOR SARNIA & LAMBTON AREA

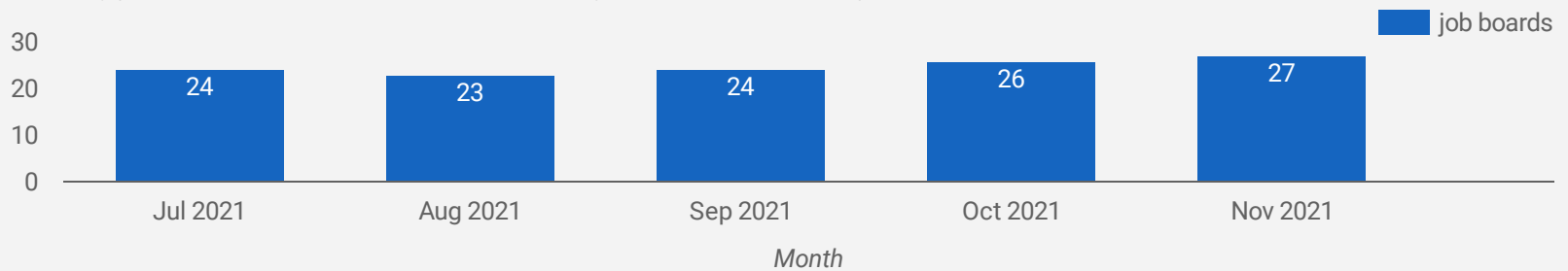
How many job postings were active for at least 1 day this month?



NOTE: This graph cannot be filtered using the controls on the cover page

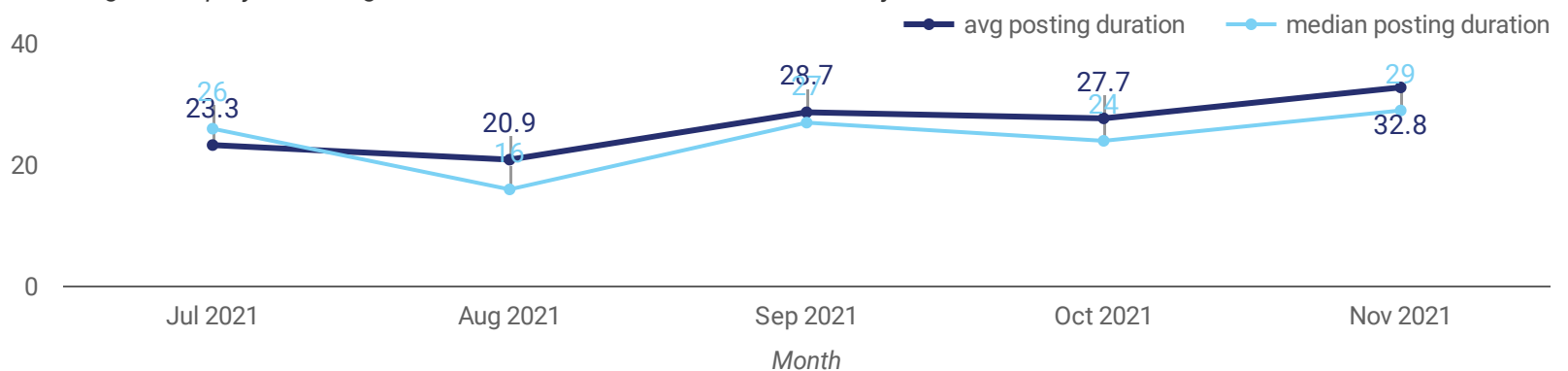
NUMBER OF ACTIVE JOB BOARDS

How many job postings were active for at least 1 day this month on these job boards?



AVG & MEDIAN POSTING LENGTH BY DAYS

How long are employers having to recruit for to find candidates to fill their job vacancies?



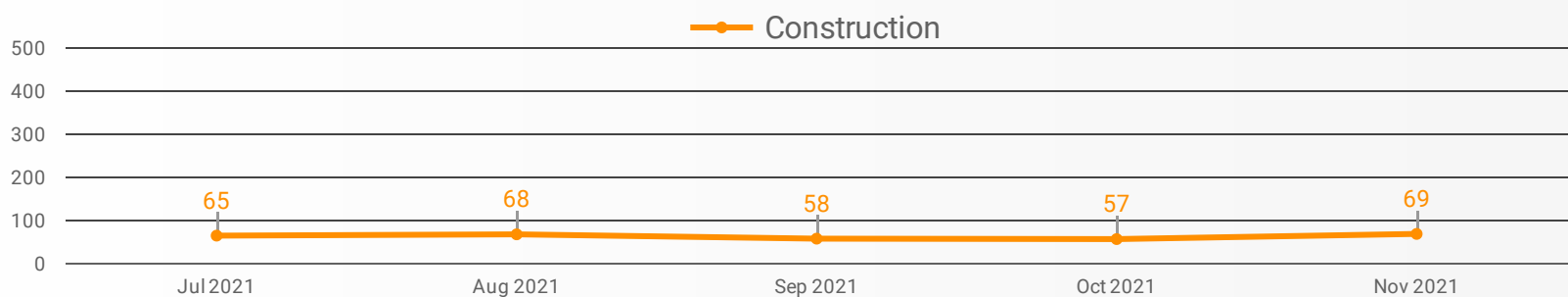
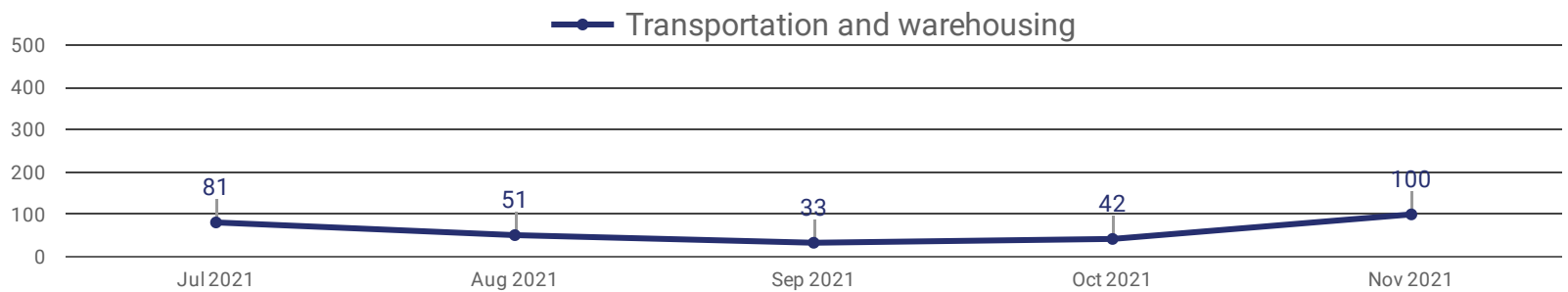
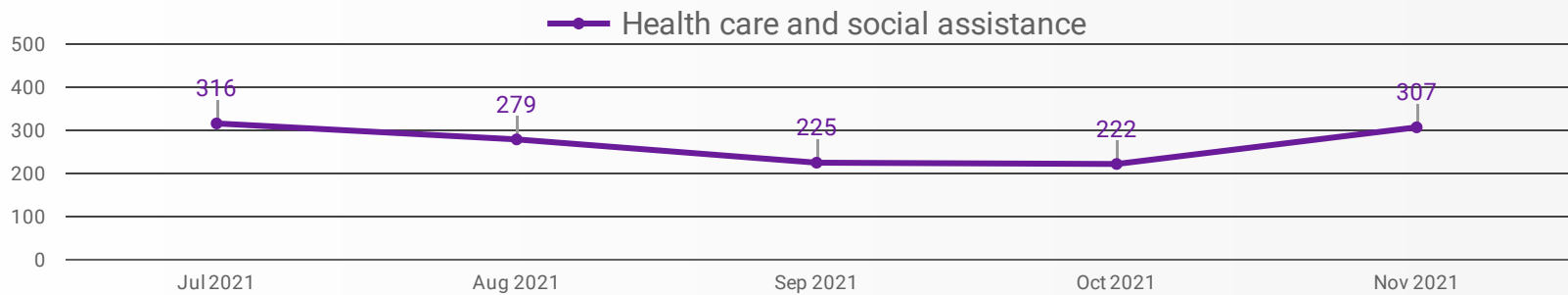
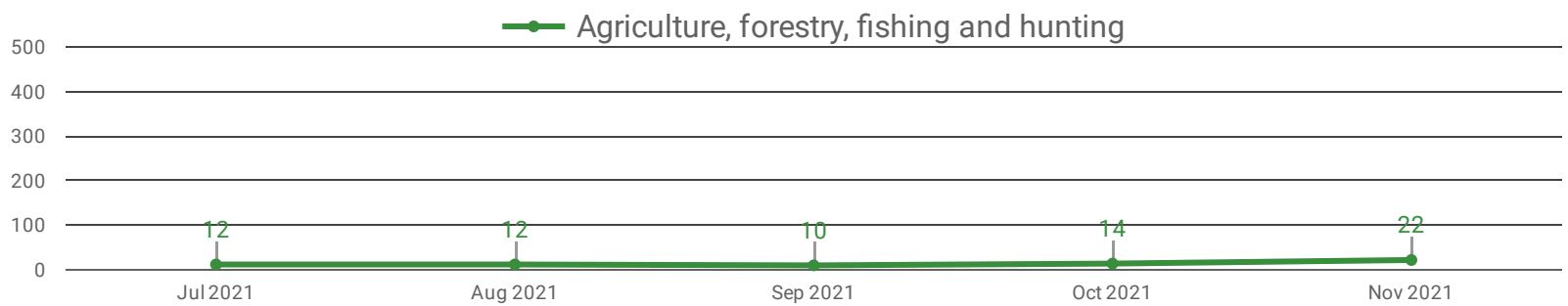
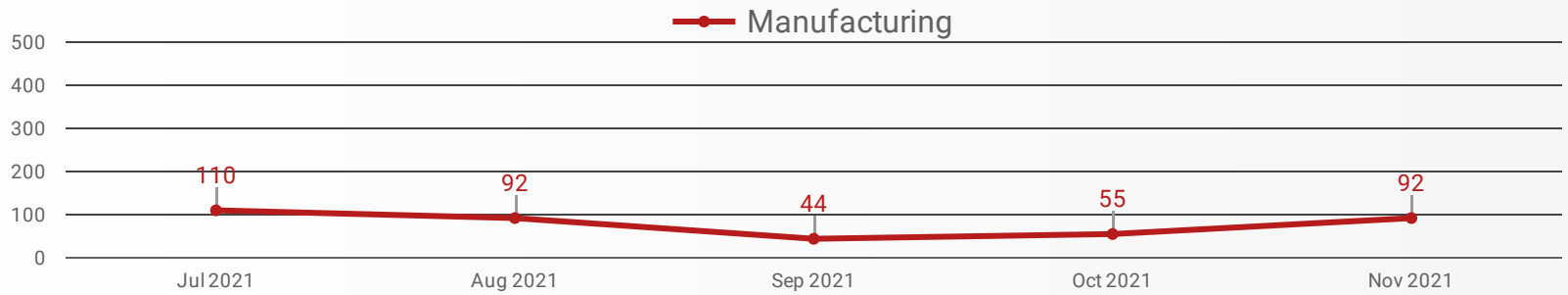
POST DATE TIMELINE FOR THIS MONTH'S ACTIVE JOB POSTINGS

How many job postings were active for at least 1 day this month?



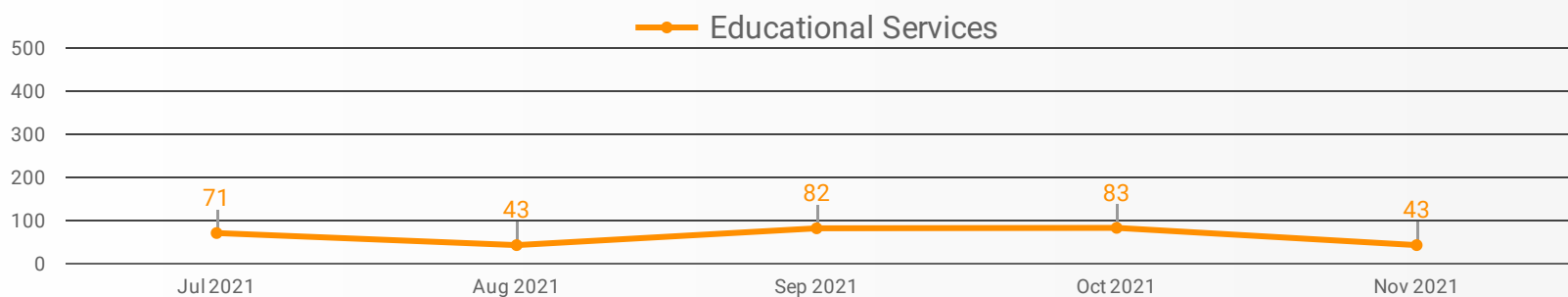
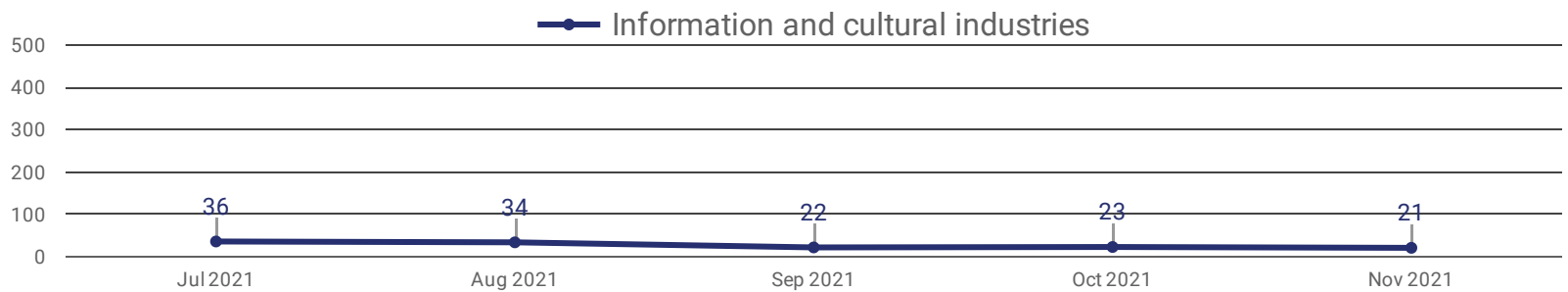
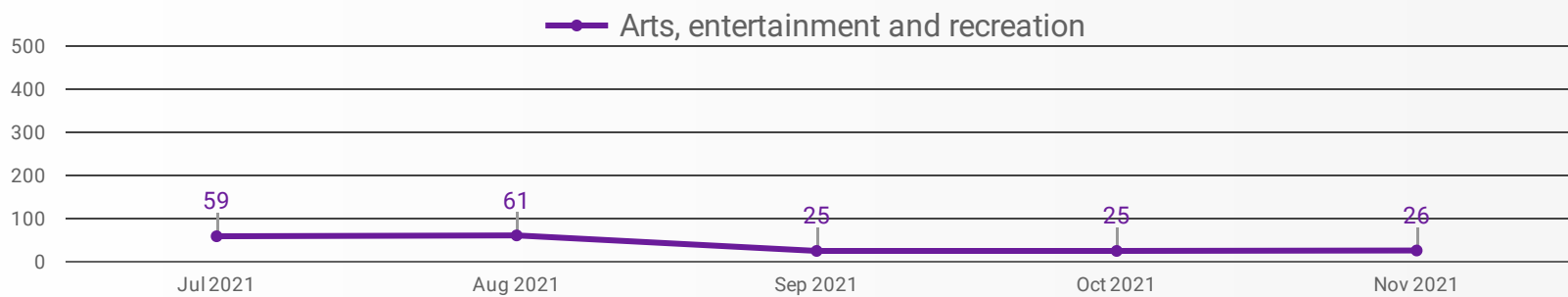
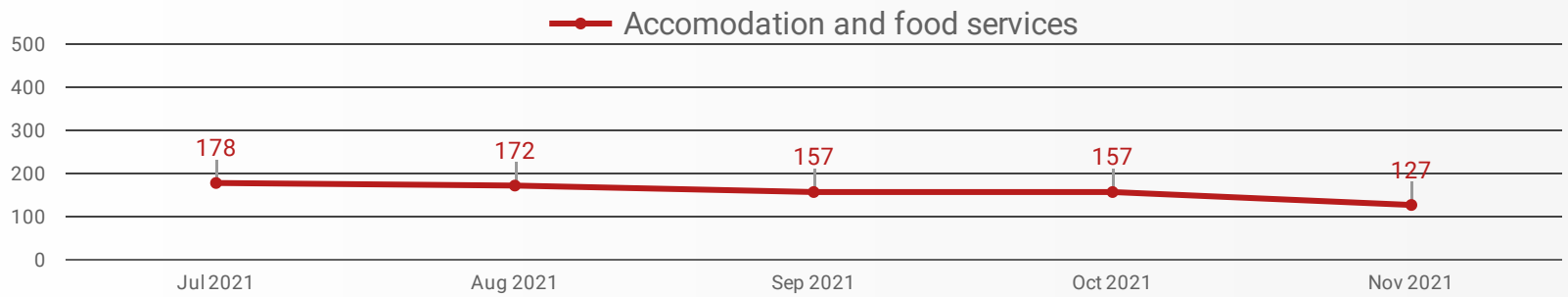
DEMAND BY KEY SECTOR (SARNIA & LAMBTON AREA)

How many job postings were active for at least 1 day this month by sector?



DEMAND BY IMPACTED SECTOR (SARNIA & LAMBTON COUNTY)

How many job postings were active for at least 1 day this month by sector?

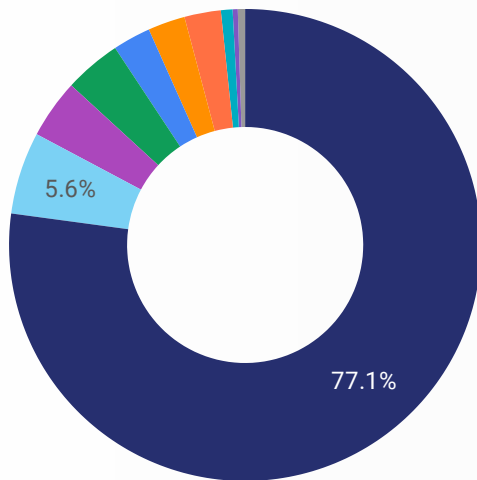


NOTE: This graph cannot be filtered using the controls on the cover page

JOB POSTINGS BY MUNICIPALITY

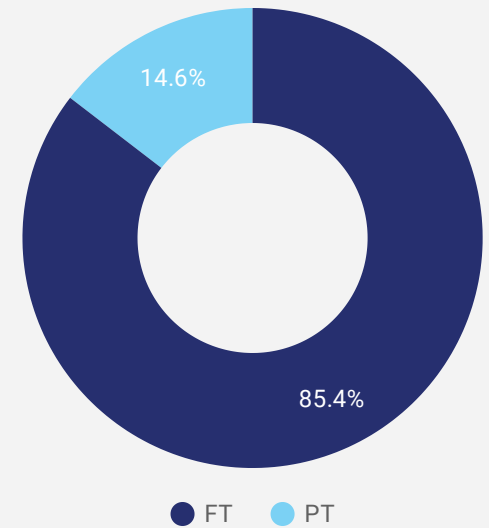
Where are job opportunities being offered?

	MUNICIPALITY	POSTING COUNT	AVG POSTING LENGTH IN DAYS	MEDIAN POSTING LENGTH IN DAYS
1.	City of Sarnia	1,545	33.3	29
2.	Municipality of Lambton Shores	113	34.9	29
3.	Township of St. Clair	81	30.5	29
4.	Town of Petrolia	78	31.1	29
5.	Township of Warwick	52	25.8	17
6.	Village of Point Edward	51	31.9	29
7.	Town of Plympton-Wyoming	50	29.5	28
8.	Township of Dawn-Euphemia	16	24.7	29
9.	Village of Oil Springs	7	24.1	29
10.	First Nations	5	42.2	29
11.	Township of Enniskillen	4	23.8	29



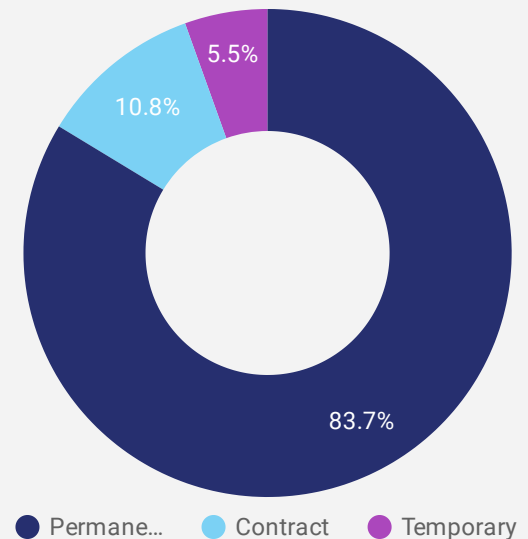
JOB TYPE

Full-time vs Part-time



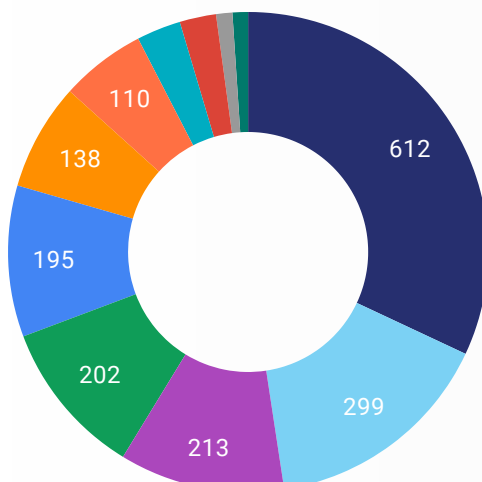
JOB DURATION

Permanency of jobs posted




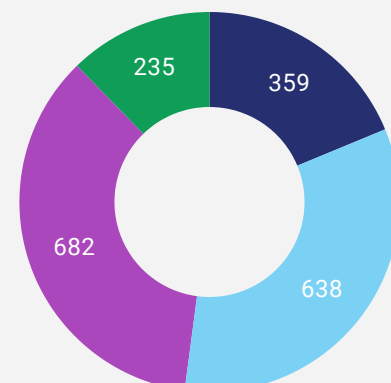
JOB POSTINGS BY SKILL TYPE

What skill type is being recruited?



JOB POSTINGS BY SKILL LEVEL

What education do occupations typically require?



Skill Level A = Usually University education | Skill Level B = Usually College education or Apprenticeship training | Skill Level C = Usually Secondary education or occupation-specific training | Skill Level D = Usually on-the-job training

TOP HIRING COMPANIES & AGENCIES

What companies are hiring?

	COMPANY	POSTINGS ▾	AVERAGE POSTING DURATION IN DAYS	MEDIAN POSTING DURATION IN DAYS
1.	Community Employment Services - Lambton College Petrolia	105	32.1	26
2.	County of Lambton	60	31.6	29
3.	Bluewater Health	49	27.9	29
4.	EXPRESS EMPLOYMENT PROFESSIONALS	38	30.3	26
5.	Victorian Order of Nurses	35	60.2	32
6.	Home Depot	33	33.3	29
7.	Compass Group Canada	24	16.8	15
8.	Reliance Home Comfort	22	41.1	33
9.	Shoppers Drug Mart	21	29.9	29
10.	McDonald's Restaurants	21	21.4	18
11.	Lambton College	20	22.0	23
12.	Bayshore Home Care Solutions	19	26.2	25
13.	Canada Post	17	17.5	16
14.	Lowe's	15	24.2	29
15.	City of Sarnia	15	56.3	29
16.	Cushman & Wakefield	14	26.0	29
17.	AON Inc.	13	20.7	15
18.	The Co-operators	12	25.7	29
19.	Lambton Elderly Outreach	12	25.6	29
20.	Godfathers Pizza - Tri Group Management	11	23.1	28
21.	YMCA of Southwestern Ontario	10	18.3	15
22.	Canadian Tire	10	35.8	15
23.	Gateway Casinos	10	35.4	30
24.	TJX Canada	10	16.0	16
25.	Suncor	10	33.8	29
26.	PetSmart Canada	9	101.8	111
27.	Waterville TG Inc.	8	27.3	29
28.	CarePartners	8	48.5	42
29.	Revera Living	8	90.0	90
30.	SOS Personnel (Sarnia) Inc.	8	49.5	29
31.	Erie St. Clair LHIN	8	27.5	23

TOP HOURLY WAGES IN JOB POSTINGS

What are employers willing to pay to find the perfect candidate?

of Minimum Wage Jobs

53

	JOB TITLE	COMPANY	LOCATION	WAGE POTENTIAL ▾
1.	Developer, Software	Hashtag Local	City of Sarnia	60 
2.	Health and Safety Advisor	EXPRESS EMPLOYMENT PROFESSIONALS	City of Sarnia	55 
3.	Pharmacist	Randstad Canada	City of Sarnia	55 
4.	Trade Worker	Kel-Gor Limited	City of Sarnia	55 
5.	Electrician	Community Employment Services - Lambton College Petrolia	City of Sarnia	52.36 
6.	Supervisor, Children's Services & EarlyON	Community Employment Services - Lambton College Petrolia	City of Sarnia	50.32 
7.	Registered Nurse	Community Employment Services - Lambton College Petrolia	Town of Plympton-Wyoming	49.47 
8.	Registered Nurse	Community Employment Services - Lambton College Petrolia	City of Sarnia	49.47 
9.	Electrical Apprentice	Canadian Union of Skilled Workers	City of Sarnia	49 
10.	Concrete Form Builders Foreman/woman - Carpentry	Full Tilt Concrete Forming Inc.	Municipality of Lambton Shores	48.83 
11.	Steamfitters (Pipefitters)/Plumbers	Community Employment Services - Lambton College Petrolia	City of Sarnia	48.67 
12.	Pipefitter/steamfitter	Sarnia Construction Association	City of Sarnia	48.67 
				1 - 100 / 536 < >

TOP SALARIES IN JOB POSTINGS

What are employers willing to pay to find the perfect candidate?

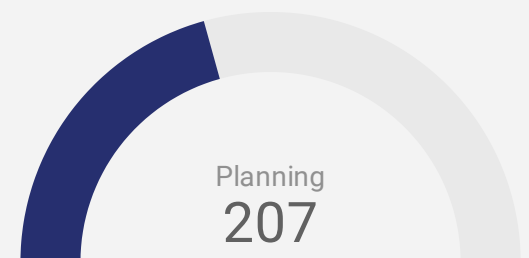
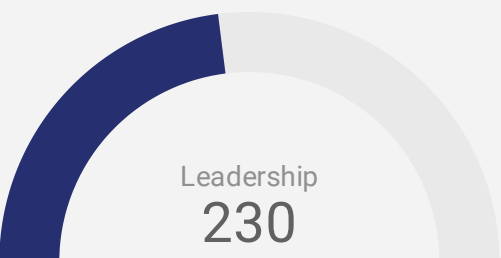
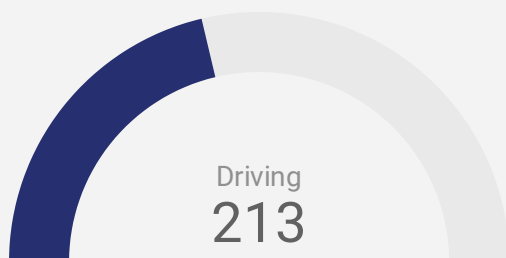
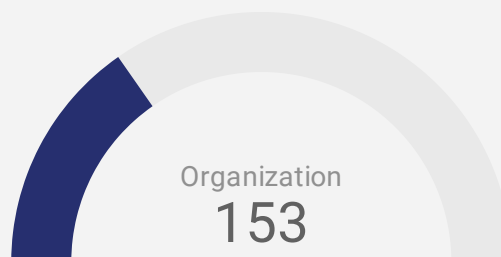
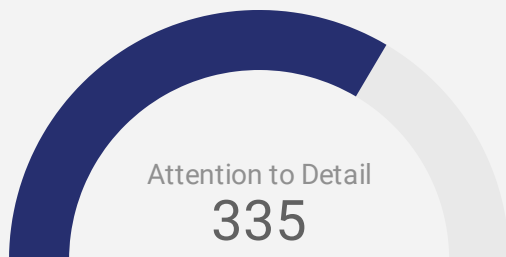

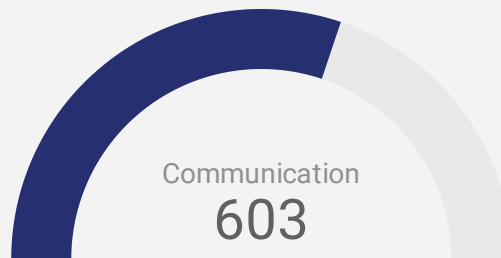
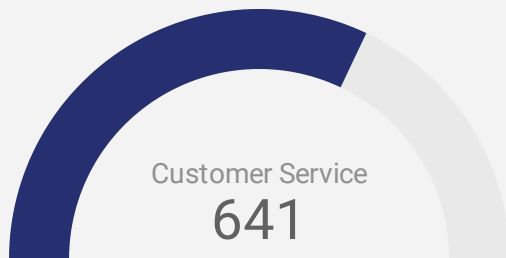
	JOB TITLE	COMPANY	LOCATION	SALARY POTENTIAL ▾
1.	Engineering Manager	EXPRESS EMPLOYMENT PROFESSIONALS	City of Sarnia	200,000 
2.	Chiropractor	MASSAGE ADDICT SARNIA	City of Sarnia	157,184 
3.	Outside Sales Advisor	Reliance Home Comfort	City of Sarnia	150,000 
4.	Quality Assurance Analyst	Deke	City of Sarnia	150,000 
5.	Duty Counsel - Family & Criminal (hybrid) (6 Mths)	Legal Aid Ontario	City of Sarnia	142,422 
6.	General Manager	Reliance Home Comfort	City of Sarnia	130,000 
7.	Veterinarian	Sarnia Animal Hospital	City of Sarnia	125,000 
8.	Associate Director, The Lambton College Foundation, Alumni and Brand & Marketing Services	Lambton College	City of Sarnia	122,390 
9.	Az Driver- Car Hauler (fast/usa Runs)	CCT Auto-Trans Inc.	City of Sarnia	120,000 
10.	Electrical Engineer	EXPRESS EMPLOYMENT PROFESSIONALS	City of Sarnia	120,000 
				1 - 100 / 776 < >

TOP IN-DEMAND SKILLS

How many times were these skills found in job postings?

ACTIVE JOB POSTINGS THIS MONTH

2,004



KEY JOB REQUIREMENTS

How often are these requirements desired in job postings?

ACTIVE JOB POSTINGS THIS MONTH

2,004



Driver's License

2



First Aid

125



Regular Access to a Vehicle

58



Criminal Record Check

100



Microsoft Office

178



Food Safety

27

JOB POSTINGS BY 4-DIGIT NOC, SKILL LEVEL, FREQUENCY & DURATION

What jobs are hard-to-fill and/or in-demand?

	4-DIGIT NOC CODE	4-DIGIT NOC LABEL	OCCUPATION'S SKILL LEVEL	POSTING COUNT	AVG POSTING LENGTH IN DAYS	MEDIAN POSTING LENGTH IN DAYS
1.	6421	Retail salespersons	NOC Skill Level C	124	33	29
2.	6552	Other customer and information services representatives	NOC Skill Level C	73	32	29
3.	4212	Social and community service workers	NOC Skill Level B	67	26	29
4.	4412	Home support workers, housekeepers and related occupations	NOC Skill Level C	60	48	29
5.	7511	Transport truck drivers	NOC Skill Level C	49	36	29
6.	621	Retail and wholesale trade managers	NOC Skill Level A	48	28	29
7.	6322	Cooks	NOC Skill Level B	41	43	29
8.	6541	Security guards and related security service occupations	NOC Skill Level C	39	35	29
9.	6731	Light duty cleaners	NOC Skill Level D	39	39	29
10.	3012	Registered nurses and registered psychiatric nurses	NOC Skill Level A	38	35	29
11.	6711	Food counter attendants, kitchen helpers and related support occupations	NOC Skill Level D	34	31	29
12.	1241	Administrative assistants	NOC Skill Level B	34	26	29
13.	7514	Delivery and courier service drivers	NOC Skill Level C	30	27	29
14.	6611	Cashiers	NOC Skill Level D	28	45	29
15.	8431	General farm workers	NOC Skill Level C	24	37	22
16.	6733	Janitors, caretakers and building superintendents	NOC Skill Level D	22	26	29
17.	6513	Food and beverage servers	NOC Skill Level C	22	37	29
18.	714	Facility operation and maintenance managers	NOC Skill Level A	21	36	29
19.	3413	Nurse aides, orderlies and patient service associates	NOC Skill Level C	20	25	29
20.	7452	Material handlers	NOC Skill Level C	20	38	29
21.	7611	Construction trades helpers and labourers	NOC Skill Level D	19	25	21
22.	1411	General office support workers	NOC Skill Level C	19	24	16
23.	6311	Food service supervisors	NOC Skill Level B	18	33	29
24.	4214	Early childhood educators and assistants	NOC Skill Level B	18	27	29
25.		Supervisor	NOC Skill Level D	17	24	29
26.	3219	Other medical technologists and technicians (except dental health)	NOC Skill Level B	17	38	29
27.	1114	Other financial officers	NOC Skill Level A	15	43	31
28.	6622	Store shelf stockers, clerks and order fillers	NOC Skill Level D	14	53	29
29.	2263	Inspectors in public and environmental health and occupational health and safety	NOC Skill Level B	14	27	29

JOB POSTINGS BY 3-DIGIT NOC, SKILL LEVEL, FREQUENCY & DURATION

What jobs are hard to fill and/or in-demand?

	3-DIGIT NOC CODE	3-DIGIT NOC LABEL	OCCUPATION'S SKILL LEVEL	POSTING COUNT ▾	AVG POSTING LENGTH IN DAYS	MEDIAN POSTING LENGTH IN DAYS
1.	642	Retail salespersons	NOC Skill Level C	124	33	29
2.	421	Paraprofessional occupations in legal, social, community and education services	NOC Skill Level B	97	26	29
3.	751	Motor vehicle and transit drivers	NOC Skill Level C	93	33	29
4.	655	Customer and information services representatives	NOC Skill Level C	85	32	29
5.	673	Cleaners	NOC Skill Level D	68	33	29
6.	441	Home care providers and educational support occupations	NOC Skill Level C	63	48	29
7.	062	Retail and wholesale trade managers	NOC Skill Level A	48	28	29
8.	632	Chefs and cooks	NOC Skill Level B	47	43	29
9.	301	Professional occupations in nursing	NOC Skill Level A	42	35	29
10.	651	Occupations in food and beverage service	NOC Skill Level C	40	40	29
11.	654	Security guards and related security service occupations	NOC Skill Level C	39	35	29
12.	124	Office administrative assistants - general, legal and medical	NOC Skill Level B	39	30	29
13.	321	Medical technologists and technicians (except dental health)	NOC Skill Level B	36	31	29
14.	341	Assisting occupations in support of health services	NOC Skill Level C	35	25	29
15.	671	Food counter attendants, kitchen helpers and related support occupations	NOC Skill Level D	34	31	29
16.	122	Administrative and regulatory occupations	NOC Skill Level B	29	24	22.5
17.	141	General office workers	NOC Skill Level C	29	24	29
18.	843	Agriculture and horticulture workers	NOC Skill Level C	28	40	25.5
19.	111	Auditors, accountants and investment professionals	NOC Skill Level A	28	39	29
20.	661	Cashiers	NOC Skill Level D	28	45	29
21.	071	Managers in customer and personal services, n.e.c.	NOC Skill Level A	26	33	29
22.	761	Trades helpers and labourers	NOC Skill Level D	25	30	29
23.	662	Other sales support and related occupations	NOC Skill Level D	24	43	29
24.	226	Other technical inspectors and regulatory officers	NOC Skill Level B	23	32	29
25.	623	Insurance, real estate and financial sales occupations	NOC Skill Level B	22	31	29
26.	223	Technical occupations in civil, mechanical and industrial engineering	NOC Skill Level B	22	45	29
27.	323	Other technical occupations in health care	NOC Skill Level B	21	41	29
28.	731	Machinery and transportation equipment mechanics (except motor vehicles)	NOC Skill Level B	21	43	29
29.	631	Service supervisors	NOC Skill Level B	21	24	29

JOB POSTINGS BY 2-DIGIT NOC, SKILL LEVEL, FREQUENCY & DURATION

What jobs are hard to fill and/or in-demand?

	2-DIGIT NOC CODE	2-DIGIT NOC LABEL	OCCUPATION'S SKILL LEVEL	POSTING COUNT ▾	AVG POSTING LENGTH IN DAYS	MEDIAN POSTING LENGTH IN DAYS
1.	65	Service representatives and other customer and personal services occupations	NOC Skill Level C	189	35	29
2.	64	Sales representatives and salespersons - wholesale and retail trade	NOC Skill Level C	131	33	29
3.	75	Transport and heavy equipment operation and related maintenance occupations	NOC Skill Level C	108	32	29
4.	67	Service support and other service occupations, n.e.c.	NOC Skill Level D	108	32	29
5.	42	Paraprofessional occupations in legal, social, community and education services	NOC Skill Level B	97	26	29
6.	12	Administrative and financial supervisors and administrative occupations	NOC Skill Level B	83	26	23
7.	63	Service supervisors and specialized service occupations	NOC Skill Level B	81	38	29
8.	22	Technical occupations related to natural and applied sciences	NOC Skill Level B	81	35	29
9.	72	Industrial, electrical and construction trades	NOC Skill Level B	79	31	29
10.	44	Care providers and educational, legal and public protection support occupations	NOC Skill Level C	63	48	29
11.	31	Professional occupations in health (except nursing)	NOC Skill Level A	61	36	29
12.	06	Middle management occupations in retail and wholesale trade and customer services	NOC Skill Level A	60	32	29
13.	32	Technical occupations in health	NOC Skill Level B	57	35	29
14.	66	Sales support occupations	NOC Skill Level D	52	44	29
15.	62	Retail sales supervisors and specialized sales occupations	NOC Skill Level B	51	37	29
16.	73	Maintenance and equipment operation trades	NOC Skill Level B	49	39	29
17.	14	Office support occupations	NOC Skill Level C	49	22	16
18.	30	Professional occupations in nursing	NOC Skill Level A	42	35	29
19.	11	Professional occupations in business and finance	NOC Skill Level A	39	34	29
20.	34	Assisting occupations in support of health services	NOC Skill Level C	35	25	29
21.	76	Trades helpers, construction labourers and related occupations	NOC Skill Level D	33	33	29
22.	15	Distribution, tracking and scheduling co-ordination occupations	NOC Skill Level C	31	27	21
23.	92	Processing, manufacturing and utilities supervisors and central control operators	NOC Skill Level B	30	30	29
24.	74	Other installers, repairers and servicers and material handlers	NOC Skill Level C	30	36	29
25.	41	Professional occupations in law and social, community and government services	NOC Skill Level A	29	26	29
26.	84	Workers in natural resources, agriculture and related production	NOC Skill Level C	29	41	29
27.	21	Professional occupations in natural and applied sciences	NOC Skill Level A	29	46	29

MULTILINGUAL JOB POSTINGS BY THE NUMBERS

ACTIVE POSTINGS
52

NEW POSTINGS
52

COMPANIES
26

LANGUAGES
4

OF DAYS POSTED

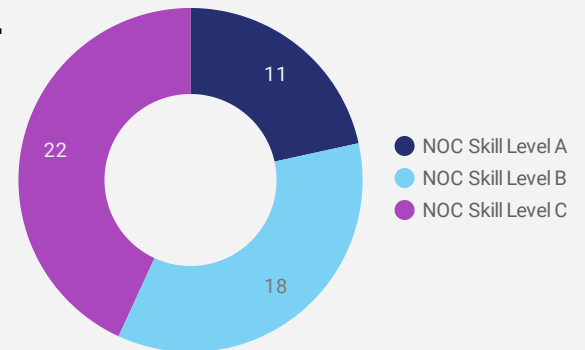
AVERAGE
45.4

MEDIAN
29

MULTILINGUAL JOB POSTINGS BY SKILL LEVEL

What language skills are employers looking for by occupational skill level?

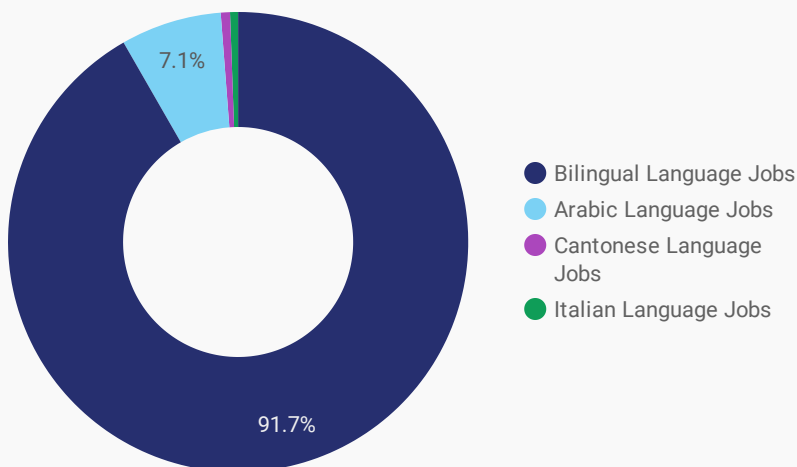
- 11** Skill Level A - Management/ Professional Occupations usually requiring University
- 18** Skill Level B - Usually college education or apprenticeship training
- 22** Skill Level C - Usually secondary education or occupation-specific training
- 0** Skill Level D - Usually on-the-job training



LANGUAGES	NOC Skill Level A	NOC Skill Level B	NOC Skill Level C
Bilingual Language Jobs
Italian Language Jobs	3	2	
Arabic Language Jobs	3		
Cantonese Language Jobs	1		

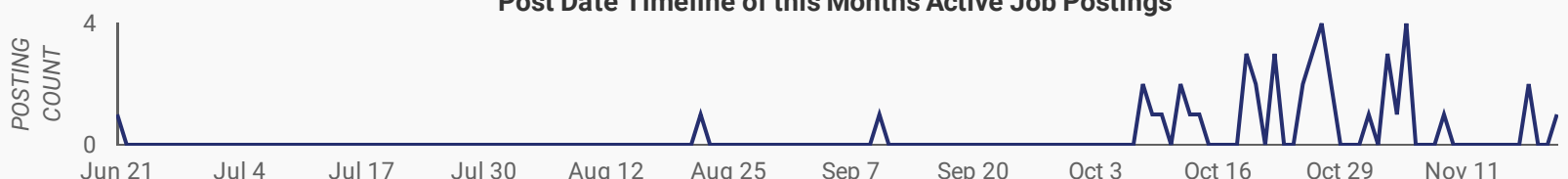
LANGUAGE SKILLS BREAKDOWN

Which kinds of language skills do employers seek?



	LANGUAGES	POSTING COUNT
1.	Bilingual Language Jobs	43
2.	Italian Language Jobs	5
3.	Arabic Language Jobs	3
4.	Cantonese Language Jobs	1

Post Date Timeline of this Month's Active Job Postings



LANGUAGE SKILLS BEING RECRUITED BY SKILL TYPE

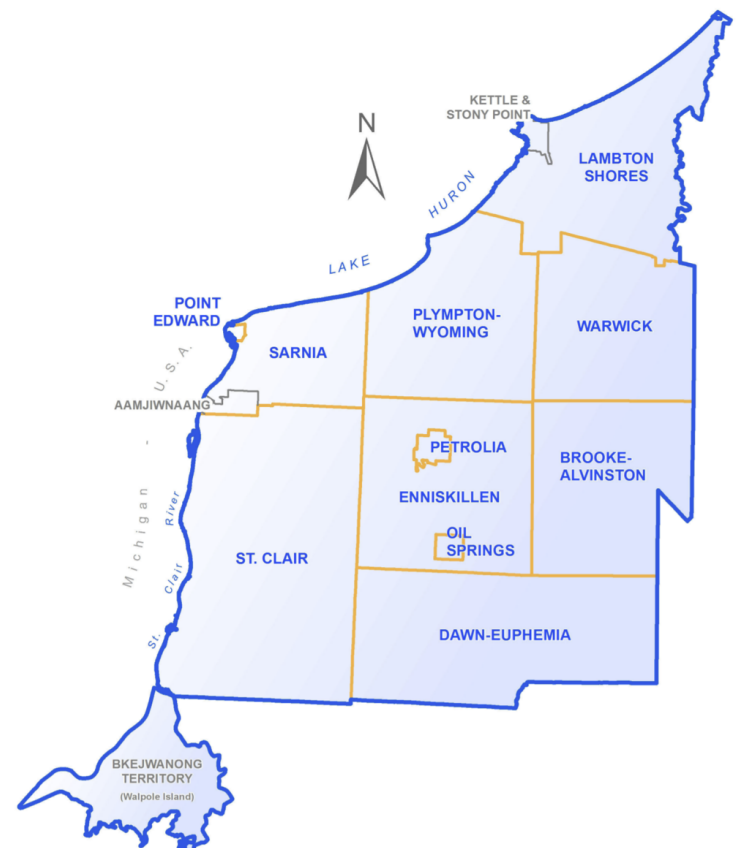
What language skills are sought by 1-Digit NOC?

SKILL TYPE NAME	Bilingual Language...	Italian Language ...	Arabic Language ...	Cantonese Langu...	Grand total
Business, finance and administration occu...	8				8
Health occupations	7			1	8
Management occupations	1				1
Natural and applied sciences and related o...	2				2
Occupations in art, culture, recreation and ...	1				1
Occupations in education, law and social, ...	12		3		15
Occupations in manufacturing and utilities	1				1
Sales and service occupations	8	5			13
Trades, transport and equipment operator...	2				2
Grand total	42	5	3	1	51

MULTILINGUAL JOB POSTINGS BY MUNICIPALITY

What language skills are sought by 4-Digit NOC?

MUNICIPALITY	JOB LANGUAGES	AVG POSTING LENGTH IN DAYS	MEDIAN POSTING LENGTH IN DAYS
1. City of Sarnia	45	44.5	29
2. Township of St. Clair	2	70.5	70.5
3. Village of Point Edward	2	15.0	15
4. Village of Oil Springs	2	29.0	29
5. Town of Plympton-Wyoming	1	126.0	126



LANGUAGE DEMAND BY JOB

What language skills are sought by 4-Digit NOC?

4 DIGIT NOC NAME	POSTINGS
1. Home support workers, housekeepers an...	4
2. Other customer and information service...	4
3. Retail salespersons	3
4. Licensed practical nurses	3
5. Social and community service workers	3
6. Cooks	2
7. Employment insurance, immigration, bor...	2
8. Letter carriers	2
9. Delivery and courier service drivers	2
10. Elementary school and kindergarten teac...	2
11. Nurse aides, orderlies and patient servic...	2
12. College and other vocational instructors	1
13. Nursing co-ordinators and supervisors	1
14. Early childhood educators and assistants	1
15. Elementary and secondary school teache...	1
16. Authors and writers	1
17. Food service supervisors	1
18. General office support workers	1
19. User support technicians	1
20. Human resources and recruitment officers	1
21. Professional occupations in advertising, ...	1
22. Secondary school teachers	1
23. Bartenders	1
24. Hotel front desk clerks	1
25. Other instructors	1
26. Business development officers and mark...	1
27. Electronic service technicians (househol...	1
28. Administrative assistants	1
29. Supervisors, other mechanical and metal...	1
30. Managers in health care	1
31. Pharmacists	1
32. Food and beverage servers	1

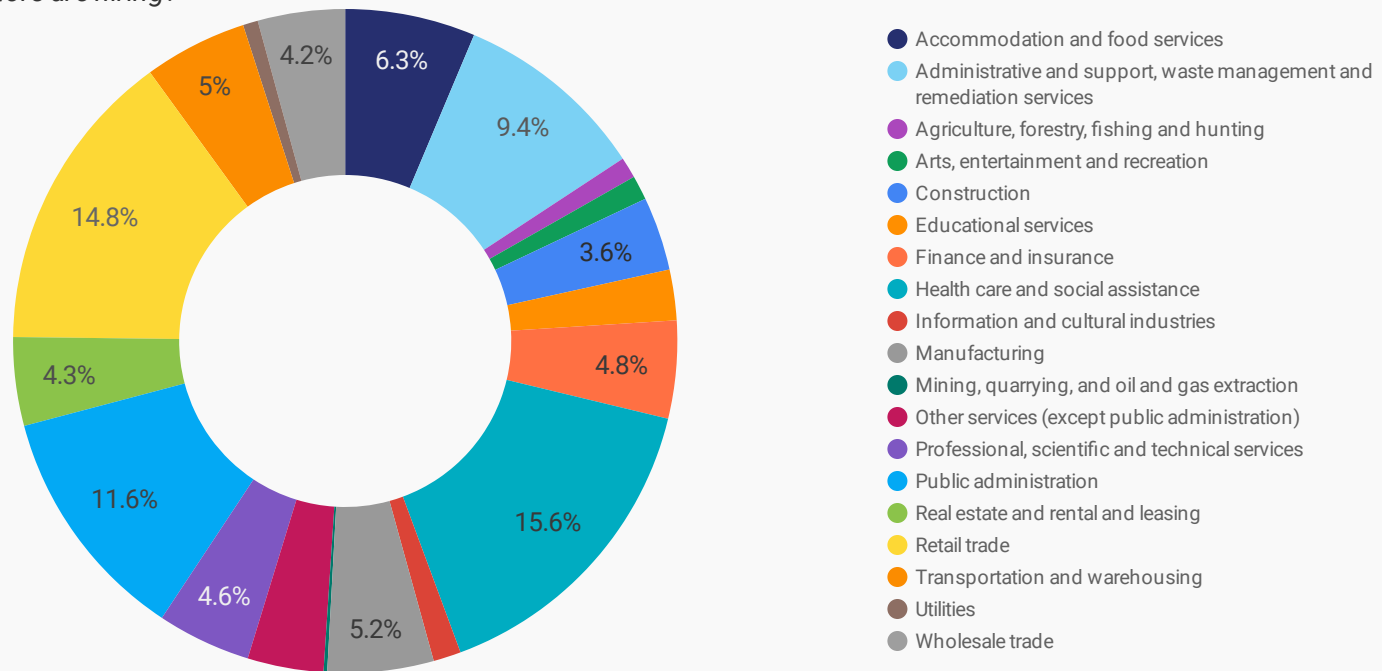
MULTILINGUAL HIRING EMPLOYERS

Which employers are seeking multilingual candidates?

COMPANY	POSTINGS
1. Victorian Order of Nurses	10
2. Swiss chalet	5
3. Canada Post	5
4. LCBO	3
5. Community Employment Services - Lambton College Petrolia	3
6. Web Conductors Inc.	2
7. Alorica	2
8. The Federal Bridge Corporation Limited	2
9. YMCA of Southwestern Ontario	2
10. Erie St. Clair LHIN	2
11. Guillevin International	1
12. The Co-operators	1
13. La ribambelle	1
14. Precision Calibration & Equipment	1
15. EXPRESS EMPLOYMENT PROFESSIONALS	1
16. H&S Company	1
17. Marriott International, Inc	1
18. Personnel by Prostaff	1
19. Bayshore Home Care Solutions	1
20. St. Clair Catholic District School Board	1
21. Canadian National Railway	1
22. Santa'Ville	1
23. Conseil scolaire catholique Providence (Ontario)	1
24. Giant Tiger	1
25. METRO INC.	1
26. SkaDna Family Learning Centre	1

TOP HIRING SECTORS BY 2-DIGIT NAICS CODE

What sectors are hiring?



	NAICS CODE	2-DIGIT NAICS LABEL	POSTING COUNT	AVG POSTING LENGTH IN DAYS	MEDIAN POSTING LENGTH IN DAYS
1.	44-45	Retail trade	320	35.3	29
2.	62	Health care and social assistance	307	33.8	29
3.	91	Public administration	214	33.3	29
4.	56	Administrative and support, waste management and remediation services	197	36.8	29
5.	72	Accommodation and food services	127	33.8	29
6.	48-49	Transportation and warehousing	100	29.8	29
7.	31-33	Manufacturing	92	28.2	29
8.	54	Professional, scientific and technical services	90	31.9	29
9.	52	Finance and insurance	83	29.2	29
10.	81	Other services (except public administration)	76	28.0	29
11.	53	Real estate and rental and leasing	70	32.6	29
12.	23	Construction	69	29.2	29
13.	41	Wholesale trade	65	34.8	29
14.	61	Educational services	43	23.7	22
15.	71	Arts, entertainment and recreation	26	41.4	29
16.	11	Agriculture, forestry, fishing and hunting	22	39.5	26
17.	51	Information and cultural industries	21	29.0	29
18.	22	Utilities	14	23.4	18
19.	21	Mining, quarrying, and oil and gas extraction	3	24.3	29

NOTE: NAICS code 56 includes Employment Agencies. Manufacturing includes codes 31-33, Retail Trade includes codes 44-45 and Transportation and Warehousing includes codes 48-49.

TOP HIRING SECTORS BY 3-DIGIT NAICS CODE

What sectors are hiring?

	NAICS CODE	3-DIGIT NAICS LABEL	POSTING COUNT ▾	AVERAGE POSTING LENGTH IN DAYS	MEDIAN POSTING LENGTH IN DAYS
1.	561	Administrative and support services	171	38.8	29
2.	621	Ambulatory health care services	148	37.2	29
3.	912	Provincial and territorial public administration	115	32.8	25
4.	722	Food services and drinking places	113	33.3	29
5.	541	Professional, scientific and technical services	90	31.9	29
6.	913	Local, municipal and regional public administration	81	35.5	29
7.	624	Social assistance	56	26.8	29
8.	444	Building material and garden equipment and supplies dealers	55	32.0	29
9.	622	Hospitals	52	29.1	29
10.	623	Nursing and residential care facilities	51	36.3	29
11.	452	General merchandise stores	48	39.5	29
12.	531	Real estate	47	26.6	29
13.	522	Credit intermediation and related activities	47	30.5	29
14.	448	Clothing and clothing accessories stores	43	34.6	29
15.	611	Educational services	43	23.7	22
16.	238	Specialty trade contractors	41	28.7	29
17.	813	Religious, grant-making, civic, and professional and similar organizations	40	26.3	29
18.	484	Truck transportation	39	32.9	20.5
19.	445	Food and beverage stores	38	35.2	29
20.	446	Health and personal care stores	35	30.8	29
21.	453	Miscellaneous store retailers	32	61.3	29
22.	416	Building material and supplies merchant wholesalers	29	40.4	29
23.	811	Repair and maintenance	28	32.8	29
24.	454	Non-store retailers	27	18.6	15
25.	562	Waste management and remediation services	26	23.6	16
26.	713	Amusement, gambling and recreation industries	24	42.4	30
27.	236	Construction of buildings	24	28.4	29
28.	325	Chemical manufacturing	23	31.9	27.5
29.	532	Rental and leasing services	22	44.7	30.5
30.	524	Insurance carriers and related activities	21	27.0	29
31.	442	Furniture and home furnishings stores	20	27.2	29

TOP HIRING SECTORS BY 4-DIGIT NAICS CODE

What sectors are hiring?

	NAICS CODE	4-DIGIT NAICS LABEL	POSTING COUNT ▾	AVERAGE POSTING LENGTH IN DAYS	MEDIAN POSTING DAYS IN LENGTH
1.	9122	Provincial labour and employment services	112	32.4	26
2.	5613	Employment services	102	41.7	29
3.	7225	Full-service restaurants and limited-service eating places	84	37.7	29
4.	9139	Other local, municipal and regional public administration	81	35.5	29
5.	6216	Home health care services	77	44.0	29
6.	4441	Building material and supplies dealers	53	30.9	29
7.	6221	General medical and surgical hospitals	52	29.1	29
8.	4481	Clothing stores	42	34.8	29
9.	6241	Individual and family services	41	26.7	29
10.	4841	General freight trucking	36	33.3	23
11.	4461	Health and personal care stores	35	30.8	29
12.	5221	Depository credit intermediation	35	32.3	29
13.	4529	Other general merchandise stores	35	36.9	21
14.	5413	Architectural, engineering and related services	33	33.1	29
15.	5616	Investigation and security services	32	32.7	29
16.	6233	Community care facilities for the elderly	30	43.6	29
17.	5617	Services to buildings and dwellings	30	32.4	29
18.	8134	Civic and social organizations	27	25.0	16
19.	5313	Activities related to real estate	26	26.0	15.5
20.	4161	Electrical, plumbing, heating and air-conditioning equipment and supplies merchant wholesalers	26	39.8	29
21.	7223	Special food services	24	16.8	15
22.	4451	Grocery stores	24	38.9	29
23.	4541	Electronic shopping and mail-order houses	23	16.2	15
24.	5419	Other professional, scientific and technical services	22	30.0	29
25.	8111	Automotive repair and maintenance	22	26.6	29
26.	4539	Other miscellaneous store retailers	21	59.0	29
27.	6213	Offices of other health practitioners	21	36.3	29
28.	6112	Community colleges and C.E.G.E.P.s	20	22.0	22.5
29.	6215	Medical and diagnostic laboratories	19	27.3	29
30.	4421	Furniture stores	19	27.7	29
31.	4911	Postal service	17	17.5	16

TOP HIRING SECTORS BY 5-DIGIT NAICS CODE

What sectors are hiring?

	NAICS CODE	5-DIGIT NAICS LABEL	POSTING COUNT ▾	AVERAGE POSTING LENGTH IN DAYS	MEDIAN POSTING LENGTH IN DAYS
1.	91221	Provincial labour and employment services	112	32.4	26
2.	56131	Employment placement agencies and executive search services	102	41.7	29
3.	72251	Full-service restaurants and limited-service eating places	84	37.7	29
4.	91391	Other local, municipal and regional public administration	81	35.5	29
5.	62161	Home health care services	77	44.0	29
6.	62211	General medical and surgical hospitals	52	29.1	29
7.	44411	Home centres	51	31.0	29
8.	45299	All other general merchandise stores	35	36.9	21
9.	52211	Banking	32	32.9	29
10.	48412	General freight trucking, long distance	32	32.7	17
11.	62331	Community care facilities for the elderly	30	43.6	29
12.	81341	Civic and social organizations	27	25.0	16
13.	56161	Investigation, guard and armoured car services	26	37.7	29
14.	53131	Real estate property managers	26	26.0	15.5
15.	44611	Pharmacies and drug stores	26	30.9	29
16.	62412	Services for the elderly and persons with disabilities	25	28.9	29
17.	72231	Food service contractors	24	16.8	15
18.	54133	Engineering services	24	36.4	29
19.	45411	Electronic shopping and mail-order houses	23	16.2	15
20.	41612	Plumbing, heating and air-conditioning equipment and supplies merchant wholesalers	22	41.1	32.5
21.	61121	Community colleges and C.E.G.E.P.s	20	22.0	22.5
22.	44511	Supermarkets and other grocery (except convenience) stores	20	42.4	29
23.	44211	Furniture stores	19	27.7	29
24.	62151	Medical and diagnostic laboratories	19	27.3	29
25.	44814	Family clothing stores	19	35.6	29
26.	49111	Postal service	17	17.5	16
27.	53121	Offices of real estate agents and brokers	17	26.9	29
28.	23611	Residential building construction	17	31.9	29
29.	62311	Nursing care facilities	16	26.5	29
30.	71321	Casinos (except casino hotels)	15	47.7	31
31.	56173	Landscaping services	15	28.1	29

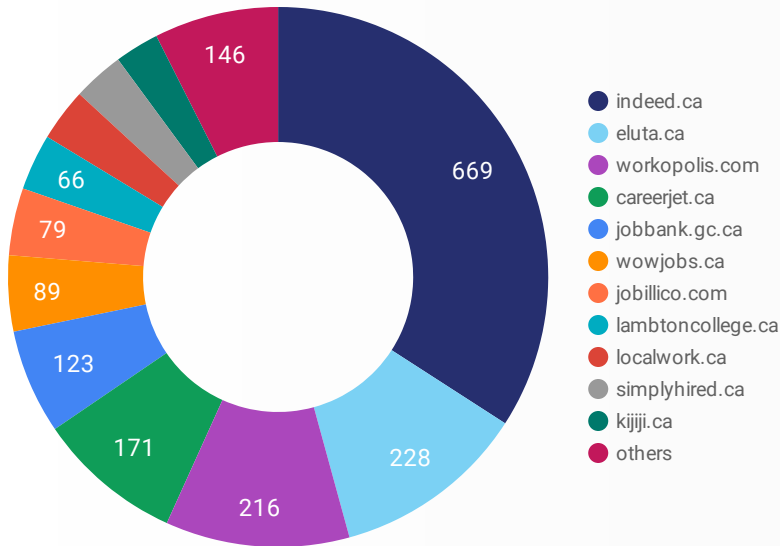
TOP HIRING SECTORS BY 6-DIGIT NAICS CODE

What sectors are hiring?

	NAICS CODE	6-DIGIT NAICS LABEL	POSTING COUNT ▾	AVG POSTING LENGTH IN DAYS	MEDIAN POSTING LENGTH IN DAYS
1.	912210	Provincial labour and employment services	112	32.4	26
2.	561310	Employment placement agencies and executive search services	102	41.7	29
3.	913910	Other local, municipal and regional public administration	81	35.5	29
4.	621610	Home health care services	77	44.0	29
5.	622111	General (except paediatric) hospitals	52	29.1	29
6.	444110	Home centres	51	31.0	29
7.	722512	Limited-service eating places	50	26.7	28
8.	452999	All other miscellaneous general merchandise stores	35	36.9	21
9.	722511	Full-service restaurants	34	53.9	29
10.	522111	Personal and commercial banking industry	32	32.9	29
11.	484121	General freight trucking, long distance, truck-load	32	32.7	17
12.	623310	Community care facilities for the elderly	30	43.6	29
13.	813410	Civic and social organizations	27	25.0	16
14.	446110	Pharmacies and drug stores	26	30.9	29
15.	561612	Security guard and patrol services	26	37.7	29
16.	531310	Real estate property managers	26	26.0	15.5
17.	624120	Services for the elderly and persons with disabilities	25	28.9	29
18.	541330	Engineering services	24	36.4	29
19.	722310	Food service contractors	24	16.8	15
20.	454110	Electronic shopping and mail-order houses	23	16.2	15
21.	416120	Plumbing, heating and air-conditioning equipment and supplies merchant wholesalers	22	41.1	32.5
22.	611210	Community colleges and C.E.G.E.P.s	20	22.0	22.5
23.	445110	Supermarkets and other grocery (except convenience) stores	20	42.4	29
24.	621510	Medical and diagnostic laboratories	19	27.3	29
25.	442110	Furniture stores	19	27.7	29
26.	448140	Family clothing stores	19	35.6	29
27.	531212	Offices of real estate brokers	17	26.9	29
28.	236110	Residential building construction	17	31.9	29
29.	491110	Postal service	17	17.5	16
30.	623110	Nursing care facilities	16	26.5	29
31.	713210	Casinos (except casino hotels)	15	17.7	31

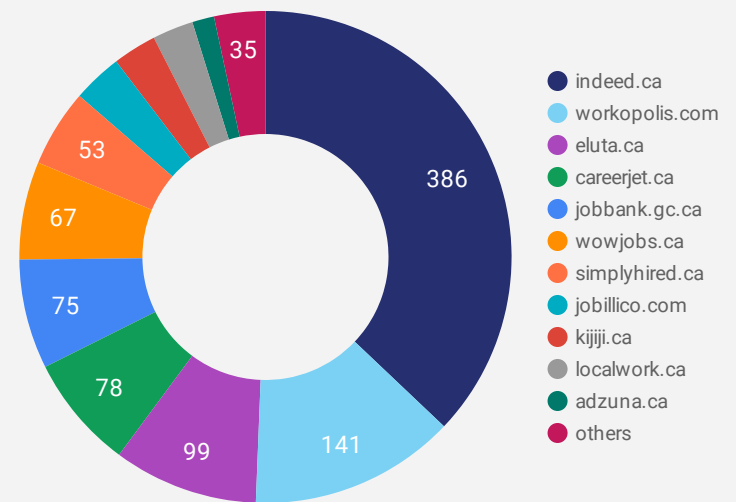
JOB POSTINGS BY JOB BOARD

What share of unique job postings appear on each job board?



COMPANIES BY JOB BOARD

What share of unique job postings appear on each job board?



JOB POSTING DETAILS BY JOB BOARD

How does job posting activity differ by job board?

	JOB BOARD	POSTING COUNT ▾	AVG POSTING LENGTH IN DAYS	MEDIAN POSTING LENGTH IN DAYS	# OF COMPANIES
1.	indeed.ca	669	34	29	386
2.	eluta.ca	228	31	29	99
3.	workopolis.com	216	23	15	141
4.	careerjet.ca	171	46	31	78
5.	jobbank.gc.ca	123	43	29.5	75
6.	wowjobs.ca	89	20	16	67
7.	jobillico.com	79	40	19	34
8.	lambtoncollege.ca	66	36	32	1
9.	localwork.ca	62	22	16.5	28
10.	simplyhired.ca	60	25	15	53
11.	kijiji.ca	52	15	15	30
12.	countyoflambton.njoyn.com	39	26	10	1
13.	careerarc.com	25	48	30	9
14.	adzuna.ca	24	23	15	15
15.	sarnia.ca	9	75	80	1
16.	gojobs.gov.on.ca	8	29	21	3
17.	careerbuilder.ca	8	27	30	5
18.	agilec.ca	6	50	32	3