

# JOB DEMAND REPORT

## DECEMBER 2021

### HIGHLIGHTS

#### JOB POSTINGS BY THE NUMBERS

POSTING COUNT	NEW POSTINGS	COMPANIES	JOB BOARDS
1,979	872	671	26

#### # OF DAYS POSTED

AVERAGE	MEDIAN
33.4	29

### REPORT BUILDER

The default filter selection below will show all job demand data for the month. You can use the filters to create a customized report for the purpose of understanding a subset of the data.

#### OCCUPATION FILTERS

SKILL TYPE NAME / 1-DIGIT NOC	▼
MAJOR GROUP / 2-DIGIT NOC	▼
MINOR GROUP / 3-DIGIT NOC	▼
UNIT GROUP / 4-DIGIT NOC	▼
SKILL LEVEL	▼
JOB TYPE	▼
JOB DURATION	▼
ADDITIONAL LANGUAGE	▼
SPECIFIC JOB TAGS	▼

#### INDUSTRY/SECTOR FILTERS

HIRING SECTOR BY 2-DIGIT NAICS CODE	▼
HIRING SECTOR BY 3-DIGIT NAICS CODE	▼
HIRING SECTOR BY 4-DIGIT NAICS CODE	▼
HIRING SECTOR BY 5-DIGIT NAICS CODE	▼
HIRING SECTOR BY 6-DIGIT NAICS CODE	▼

#### OTHER FILTERS

MUNICIPALITY	▼
CITY OR COUNTY	▼
JOB BOARD	▼

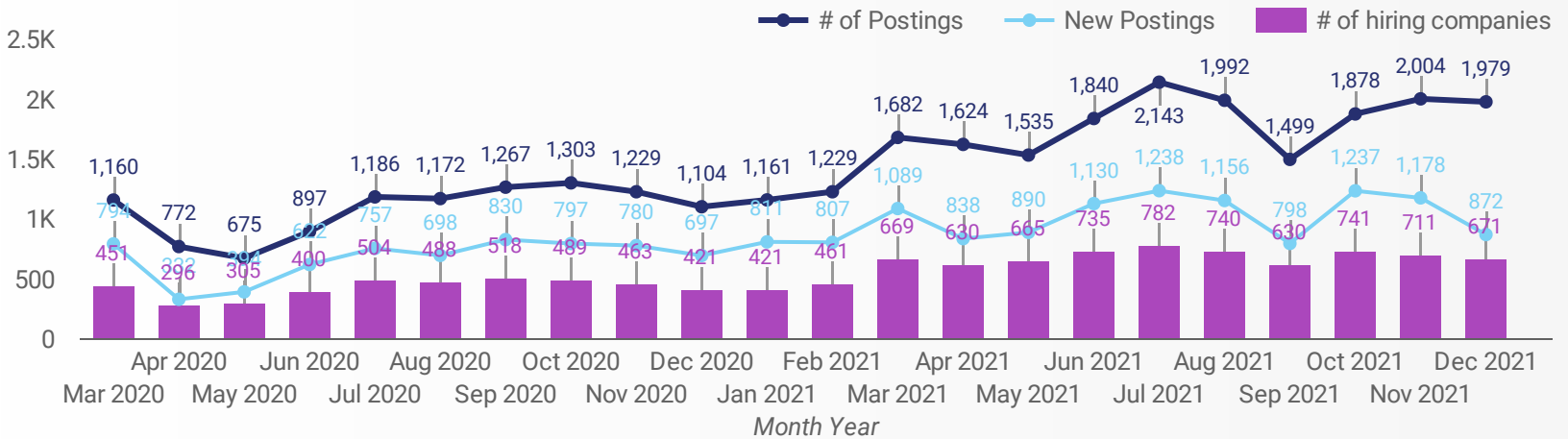
NOC = National Occupation Classification | NAICS = North American Industry Classification System

#### Source:

Job posting data collected by the Sarnia Lambton Workforce Development Board from job boards and employer websites who recruit candidates in the City of Sarnia and Lambton County.

## JOB POSTINGS BY MONTH FOR SARNIA & LAMBTON AREA

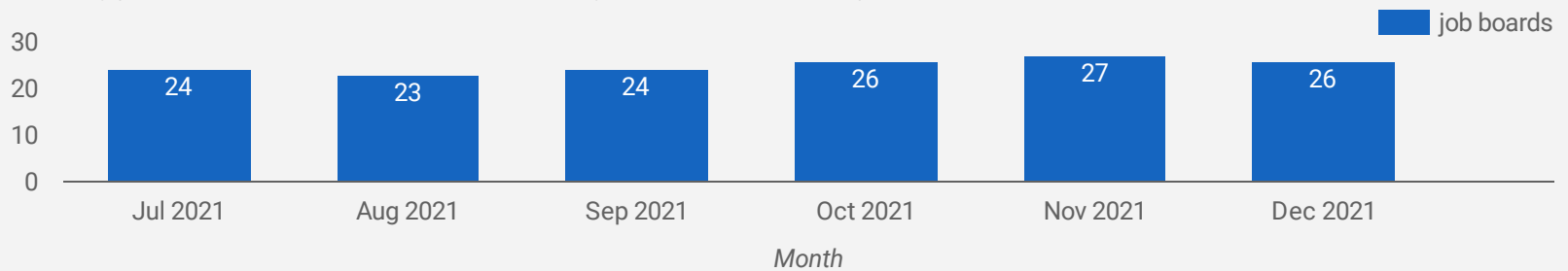
How many job postings were active for at least 1 day this month?



NOTE: This graph cannot be filtered using the controls on the cover page

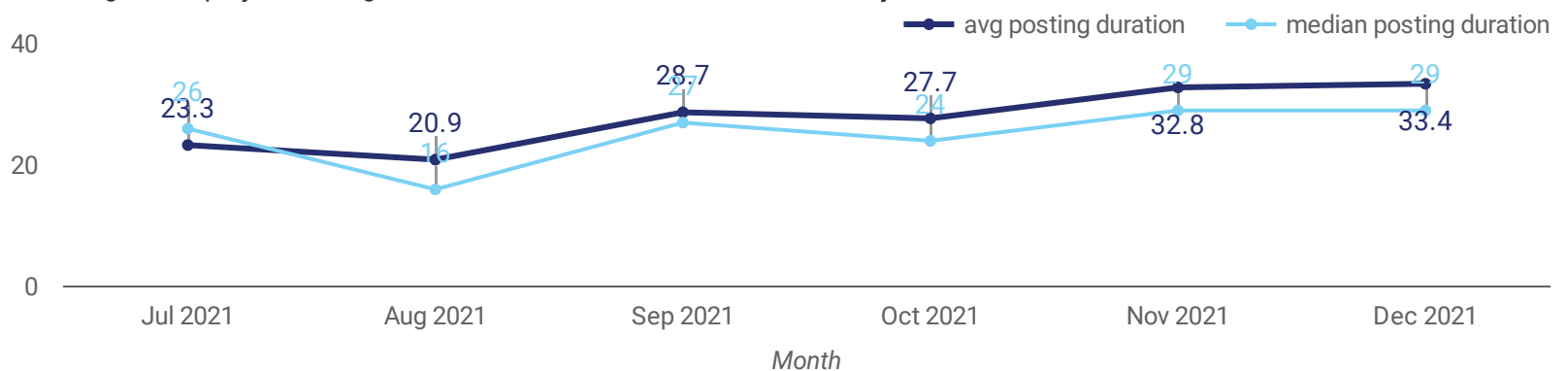
## NUMBER OF ACTIVE JOB BOARDS

How many job postings were active for at least 1 day this month on these job boards?



## AVG & MEDIAN POSTING LENGTH BY DAYS

How long are employers having to recruit for to find candidates to fill their job vacancies?



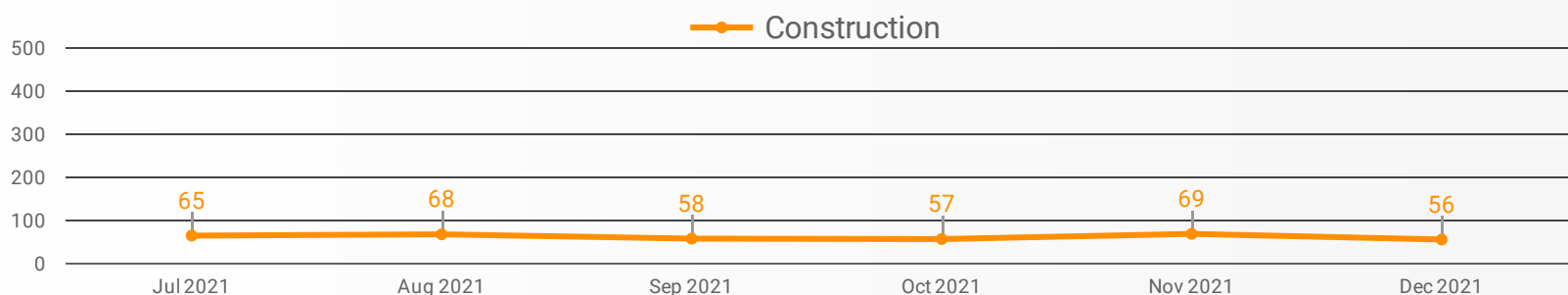
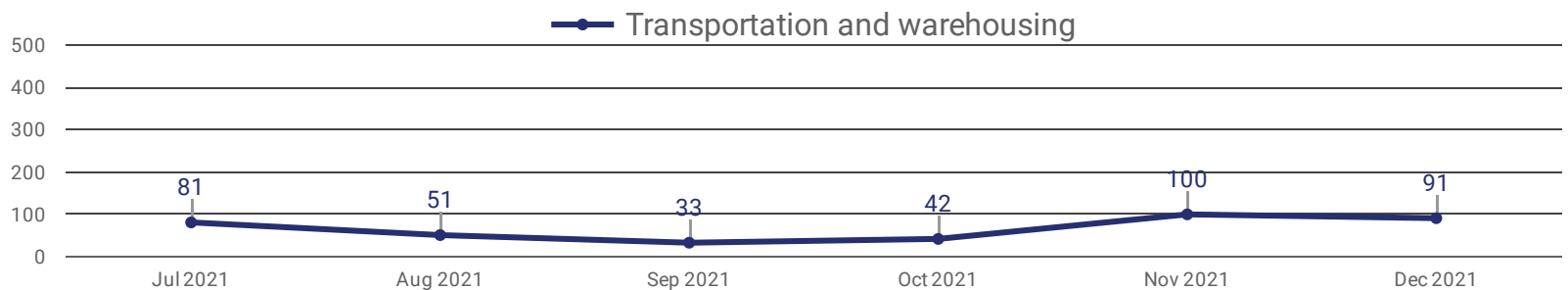
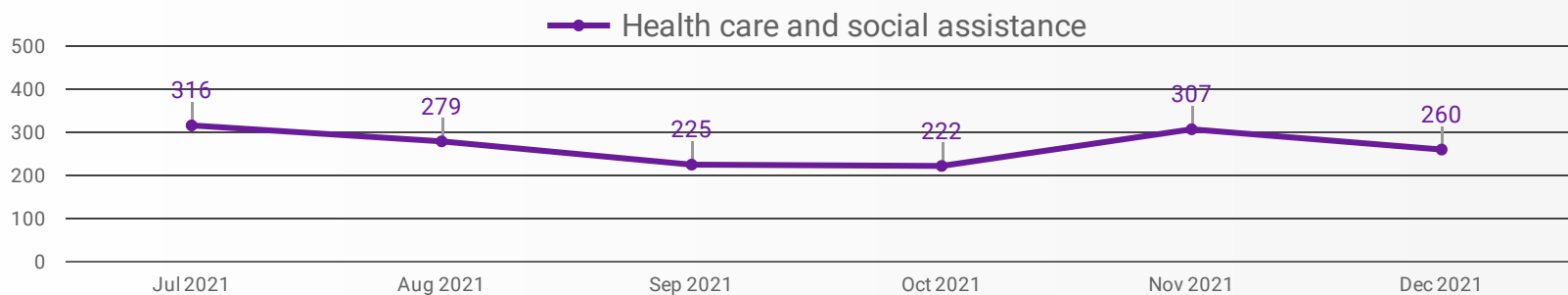
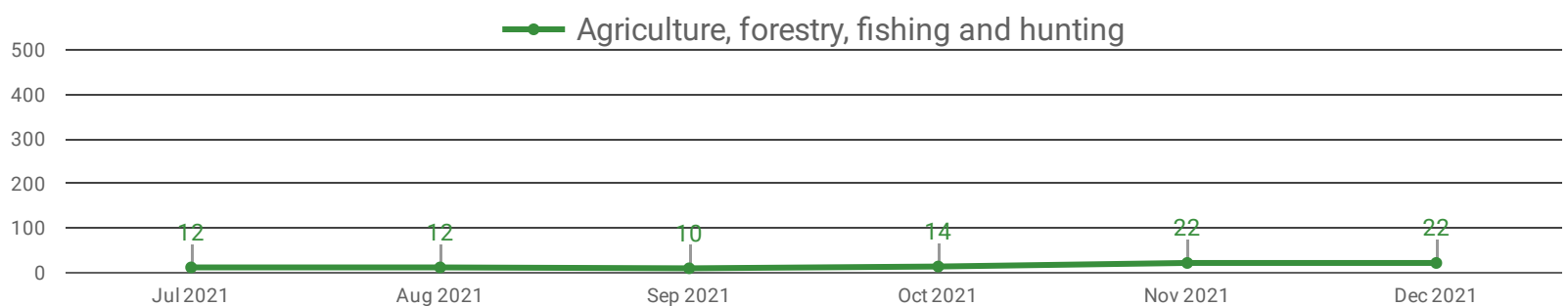
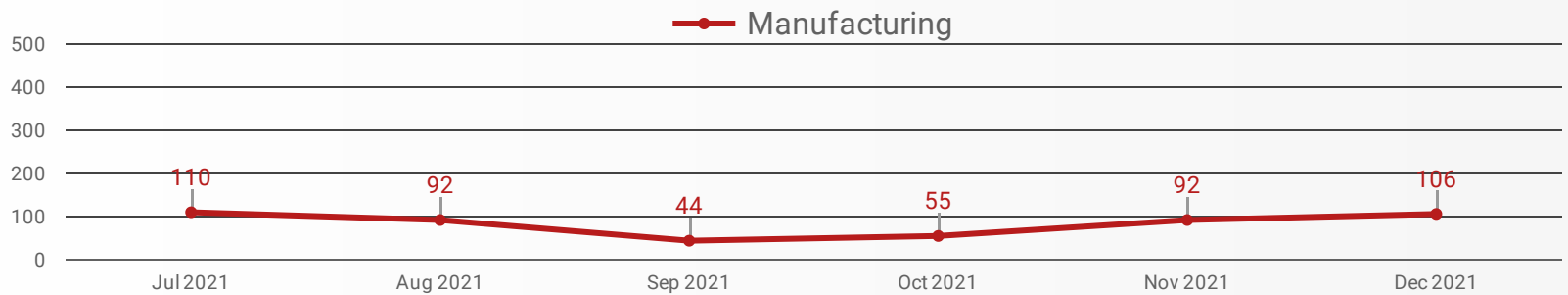
## POST DATE TIMELINE FOR THIS MONTH'S ACTIVE JOB POSTINGS

How many job postings were active for at least 1 day this month?



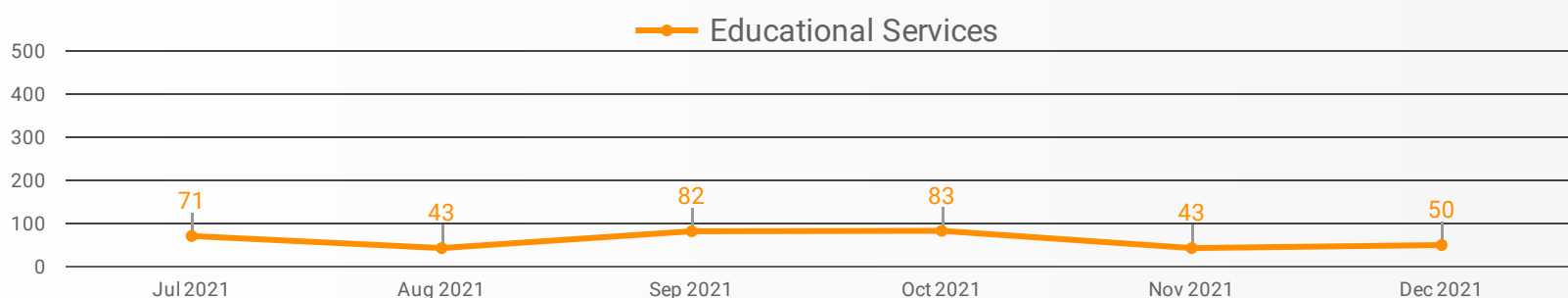
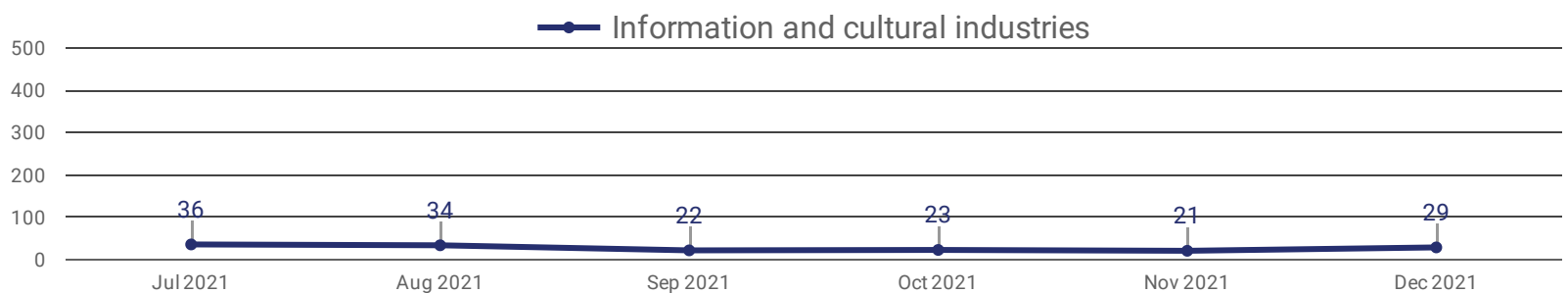
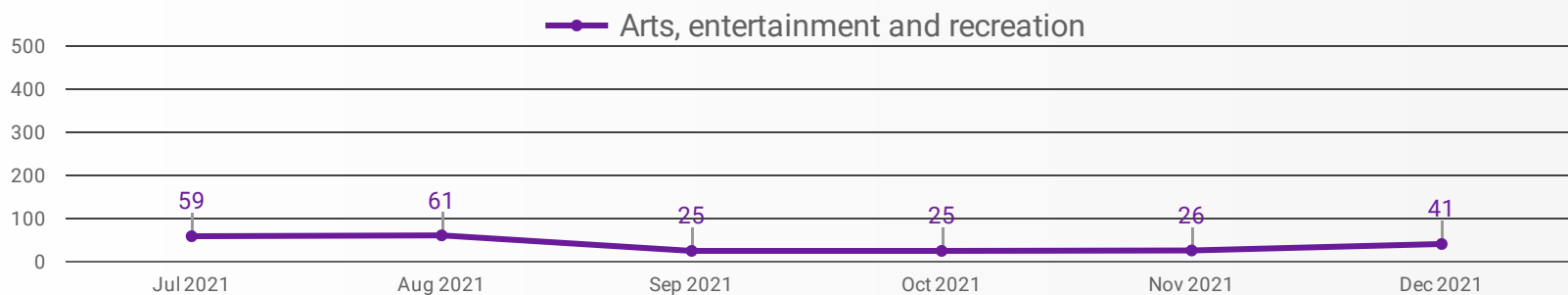
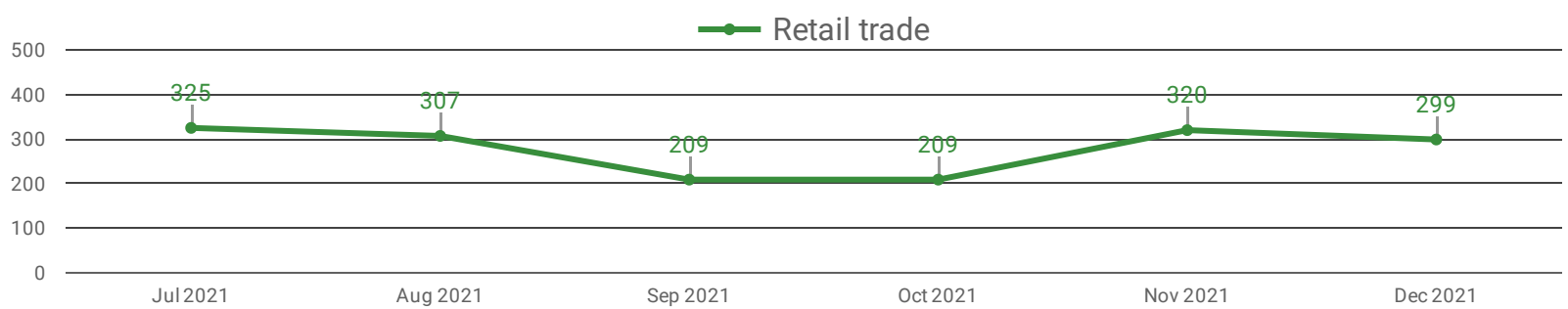
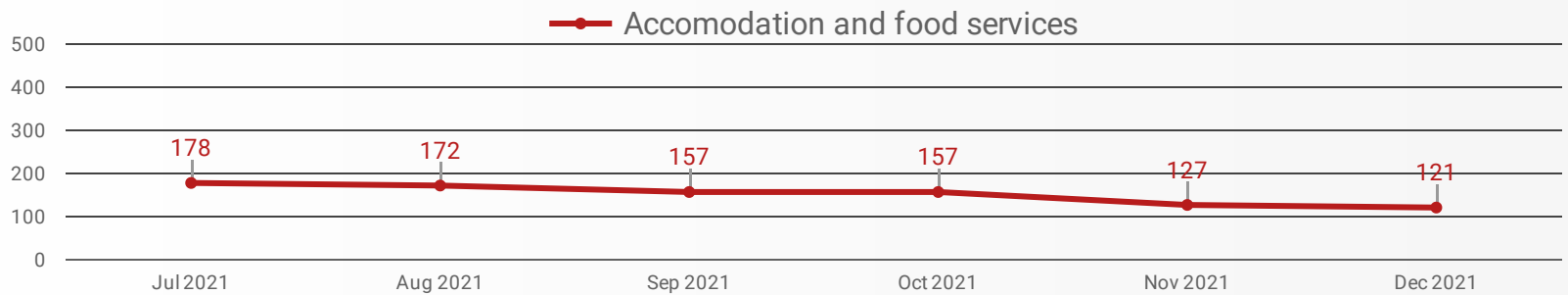
## DEMAND BY KEY SECTOR (SARNIA & LAMBTON AREA)

How many job postings were active for at least 1 day this month by sector?



## DEMAND BY IMPACTED SECTOR (SARNIA & LAMBTON COUNTY)

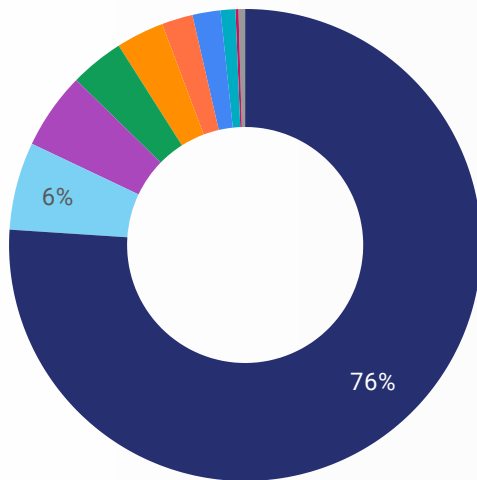
How many job postings were active for at least 1 day this month by sector?



## JOB POSTINGS BY MUNICIPALITY

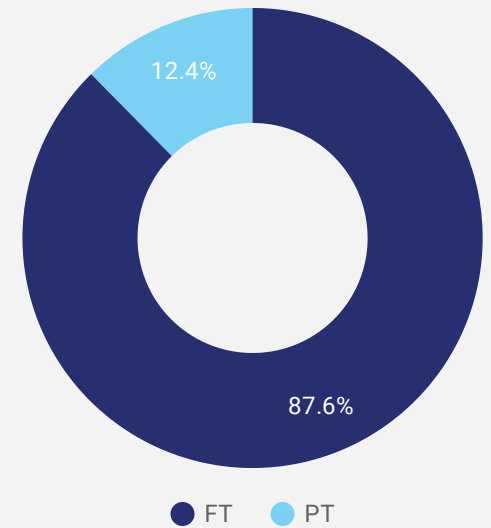
Where are job opportunities being offered?

	MUNICIPALITY	POSTING COUNT	AVG POSTING LENGTH IN DAYS	MEDIAN POSTING LENGTH IN DAYS
1.	City of Sarnia	1,504	34.0	29
2.	Municipality of Lambton Shores	119	34.6	29
3.	Township of St. Clair	104	28.4	29
4.	Town of Petrolia	73	32.0	29
5.	Village of Point Edward	65	32.4	29
6.	Town of Plympton-Wyoming	42	32.4	28
7.	Township of Warwick	38	30.6	29
8.	Township of Dawn-Euphemia	20	26.1	29
9.	Township of Enniskillen	4	29.0	29
10.	Village of Oil Springs	4	22.0	22
11.	Municipality of Brooke-Alvinston	3	19.7	15



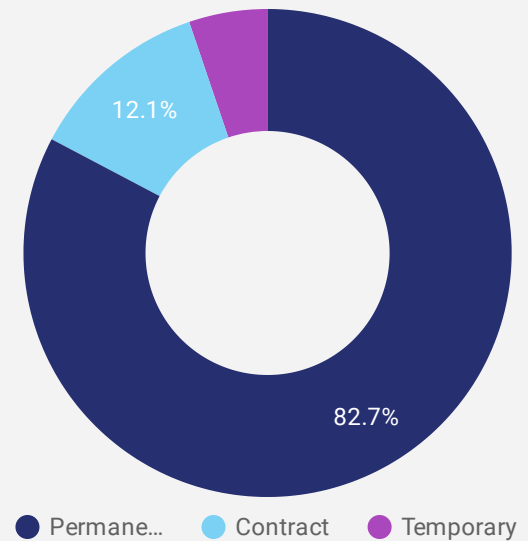
## JOB TYPE

Full-time vs Part-time



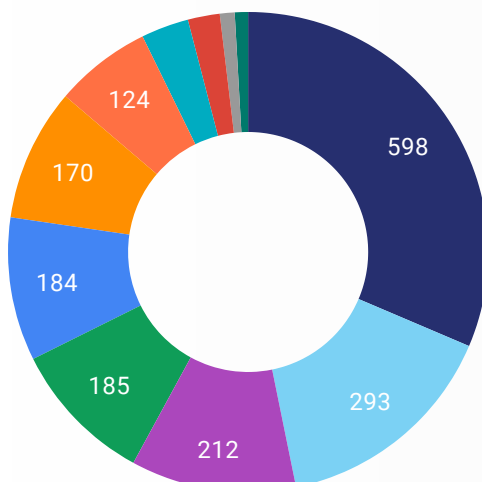
## JOB DURATION

Permanency of jobs posted




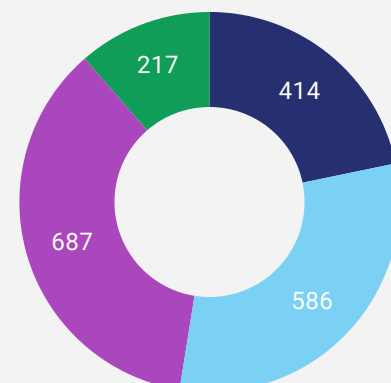
## JOB POSTINGS BY SKILL TYPE

What skill type is being recruited?



## JOB POSTINGS BY SKILL LEVEL

What education do occupations typically require?



Skill Level A = Usually University education | Skill Level B = Usually College education or Apprenticeship training | Skill Level C = Usually Secondary education or occupation-specific training | Skill Level D = Usually on-the-job training

## TOP HIRING COMPANIES & AGENCIES

What companies are hiring?

	COMPANY	POSTINGS ▾	AVERAGE POSTING DURATION IN DAYS	MEDIAN POSTING DURATION IN DAYS
1.	Community Employment Services - Lambton College Petrolia	94	35.7	31
2.	County of Lambton	75	29.2	29
3.	EXPRESS EMPLOYMENT PROFESSIONALS	45	31.5	28
4.	Bluewater Health	36	35.5	29
5.	Victorian Order of Nurses	30	66.7	60
6.	Shoppers Drug Mart	27	28.4	29
7.	McDonald's Restaurants	26	21.3	17
8.	Lambton College	22	25.0	29
9.	Canada Post	21	18.1	13
10.	Home Depot	20	46.6	29
11.	Reliance Home Comfort	20	46.0	43
12.	Cushman & Wakefield	19	26.1	29
13.	City of Sarnia	17	43.0	29
14.	Paladin Security	16	21.9	16
15.	G-Tel Engineering	15	14.7	10
16.	Compass Group Canada	14	24.4	29
17.	CarePartners	13	28.3	16
18.	BDO Canada	13	28.8	29
19.	Bayshore Home Care Solutions	12	30.5	29
20.	Gateway Casinos	12	42.3	44
21.	Varsity Tutors	12	14.7	13
22.	Lowe's	12	31.1	29
23.	Suncor	11	33.5	29
24.	Professional Valve Service	11	56.4	55
25.	Walmart Canada Corp.	11	31.2	29
26.	Paladin Security Group Ltd.	11	30.1	29
27.	Clean Harbors Environmental Services, Inc.	10	27.7	28
28.	YMCA of Southwestern Ontario	10	21.4	16
29.	The Co-operators	10	25.9	29
30.	Revera Living	10	76.2	90
31.	PetSmart Canada	9	101.8	111

## TOP HOURLY WAGES IN JOB POSTINGS

What are employers willing to pay to find the perfect candidate?

# of Minimum Wage Jobs

39

	JOB TITLE	COMPANY	LOCATION	WAGE POTENTIAL
1.	Construction Supervisor	Prominent Safety Company	City of Sarnia	65
2.	Health and Safety Advisor	EXPRESS EMPLOYMENT PROFESSIONALS	City of Sarnia	55
3.	Health and Safety Coordinator	EXPRESS EMPLOYMENT PROFESSIONALS	City of Sarnia	55
4.	Trade Worker	Kel-Gor Limited	City of Sarnia	55
5.	Pharmacist	Randstad Canada	City of Sarnia	55
6.	Electrician	Community Employment Services - Lambton College Petrolia	City of Sarnia	52.36
7.	Supervisor, Children's Services & EarlyON	Community Employment Services - Lambton College Petrolia	City of Sarnia	50.32
8.	Inspectors - Piping/Welding/Field	EXPRESS EMPLOYMENT PROFESSIONALS	City of Sarnia	50
9.	Registered Nurse	Community Employment Services - Lambton College Petrolia	Municipality of Lambton Shores	49.47
10.	Registered Nurse	Community Employment Services - Lambton College Petrolia	Town of Plympton-Wyoming	49.47
11.	Concrete Form Builders Foreman/woman - Carpentry	Full Tilt Concrete Forming Inc.	Municipality of Lambton Shores	48.83
12.	Plumber - Pipefitting	Sarnia Construction Association	City of Sarnia	48.67

1 - 100 / 488

## TOP SALARIES IN JOB POSTINGS

What are employers willing to pay to find the perfect candidate?

	JOB TITLE	COMPANY	LOCATION	SALARY POTENTIAL
1.	Engineering Manager	EXPRESS EMPLOYMENT PROFESSIONALS	City of Sarnia	200,000
2.	Quality Assurance Analyst	Deke	City of Sarnia	150,000
3.	Outside Sales Advisor	Reliance Home Comfort	City of Sarnia	150,000
4.	Duty Counsel - Family & Criminal (hybrid) (6 Mths)	Legal Aid Ontario	City of Sarnia	142,422
5.	Sales Consultant - Wyoming	Oliveira Equipment	Town of Plympton-Wyoming	140,000
6.	General Manager, Corporate Services	City of Sarnia	City of Sarnia	137,483
7.	Senior Government Managers And Officials	City of Sarnia	City of Sarnia	137,482.8
8.	General Manager	Reliance Home Comfort	City of Sarnia	130,000
9.	Electrical Engineer	EXPRESS EMPLOYMENT PROFESSIONALS	City of Sarnia	120,000
10.	General Manager	Park Derochie Coatings Inc. (Ontario)	City of Sarnia	120,000

1 - 100 / 697

## TOP IN-DEMAND SKILLS

How many times were these skills found in job postings?

ACTIVE JOB POSTINGS THIS MONTH

1,979




## KEY JOB REQUIREMENTS

How often are these requirements desired in job postings?

ACTIVE JOB POSTINGS THIS MONTH

1,979



Driver's License

4



First Aid

129



Regular Access to a Vehicle

51



Criminal Record Check

79



Microsoft Office

181



Food Safety

35



## JOB POSTINGS BY 4-DIGIT NOC, SKILL LEVEL, FREQUENCY & DURATION

What jobs are hard-to-fill and/or in-demand?

	4-DIGIT NOC CODE	4-DIGIT NOC LABEL	OCCUPATION'S SKILL LEVEL	POSTING COUNT	AVG POSTING LENGTH IN DAYS	MEDIAN POSTING LENGTH IN DAYS
1.	6421	Retail salespersons	NOC Skill Level C	134	34	29
2.	6552	Other customer and information services representatives	NOC Skill Level C	65	32	29
3.	4412	Home support workers, housekeepers and related occupations	NOC Skill Level C	49	56	38.5
4.	6541	Security guards and related security service occupations	NOC Skill Level C	47	29	29
5.	4212	Social and community service workers	NOC Skill Level B	46	29	29
6.	621	Retail and wholesale trade managers	NOC Skill Level A	46	31	29
7.	6322	Cooks	NOC Skill Level B	43	40	29
8.	7511	Transport truck drivers	NOC Skill Level C	41	41	29
9.	3012	Registered nurses and registered psychiatric nurses	NOC Skill Level A	40	35	29
10.	6731	Light duty cleaners	NOC Skill Level D	37	40	29
11.	6711	Food counter attendants, kitchen helpers and related support occupations	NOC Skill Level D	37	29	29
12.	7514	Delivery and courier service drivers	NOC Skill Level C	33	31	29
13.	7452	Material handlers	NOC Skill Level C	29	35	29
14.	1241	Administrative assistants	NOC Skill Level B	28	27	29
15.	6733	Janitors, caretakers and building superintendents	NOC Skill Level D	26	28	29
16.	714	Facility operation and maintenance managers	NOC Skill Level A	26	33	29
17.	6611	Cashiers	NOC Skill Level D	25	48	29
18.	3219	Other medical technologists and technicians (except dental health)	NOC Skill Level B	22	34	29
19.	8431	General farm workers	NOC Skill Level C	22	43	29
20.	6513	Food and beverage servers	NOC Skill Level C	21	36	29
21.	3413	Nurse aides, orderlies and patient service associates	NOC Skill Level C	20	27	29
22.	6222	Retail and wholesale buyers	NOC Skill Level B	19	27	29
23.	2263	Inspectors in public and environmental health and occupational health and safety	NOC Skill Level B	18	29	29
24.	1114	Other financial officers	NOC Skill Level A	18	44	30
25.	4216	Other instructors	NOC Skill Level B	16	21	15
26.	2281	Computer network technicians	NOC Skill Level B	16	29	20.5
27.	7522	Public works maintenance equipment operators and related workers	NOC Skill Level C	16	23	15.5
28.	122	Banking, credit and other investment managers	NOC Skill Level A	16	29	29
29.	2121	Pharmacists	NOC Skill Level A	15	20	20

## JOB POSTINGS BY 3-DIGIT NOC, SKILL LEVEL, FREQUENCY & DURATION

What jobs are hard to fill and/or in-demand?

	3-DIGIT NOC CODE	3-DIGIT NOC LABEL	OCCUPATION'S SKILL LEVEL	POSTING COUNT ▾	AVG POSTING LENGTH IN DAYS	MEDIAN POSTING LENGTH IN DAYS
1.	642	Retail salespersons	NOC Skill Level C	134	34	29
2.	751	Motor vehicle and transit drivers	NOC Skill Level C	84	37	29
3.	421	Paraprofessional occupations in legal, social, community and education services	NOC Skill Level B	79	27	27.5
4.	655	Customer and information services representatives	NOC Skill Level C	76	32	29
5.	673	Cleaners	NOC Skill Level D	69	34	29
6.	441	Home care providers and educational support occupations	NOC Skill Level C	53	55	35.5
7.	632	Chefs and cooks	NOC Skill Level B	49	40	29
8.	654	Security guards and related security service occupations	NOC Skill Level C	47	29	29
9.	062	Retail and wholesale trade managers	NOC Skill Level A	46	31	29
10.	301	Professional occupations in nursing	NOC Skill Level A	41	36	29
11.	321	Medical technologists and technicians (except dental health)	NOC Skill Level B	40	31	29
12.	671	Food counter attendants, kitchen helpers and related support occupations	NOC Skill Level D	37	29	29
13.	651	Occupations in food and beverage service	NOC Skill Level C	36	36	29
14.	111	Auditors, accountants and investment professionals	NOC Skill Level A	34	41	31
15.	124	Office administrative assistants - general, legal and medical	NOC Skill Level B	34	32	29
16.	071	Managers in customer and personal services, n.e.c.	NOC Skill Level A	31	31	29
17.	745	Longshore workers and material handlers	NOC Skill Level C	29	35	29
18.	341	Assisting occupations in support of health services	NOC Skill Level C	29	28	29
19.	843	Agriculture and horticulture workers	NOC Skill Level C	27	46	29
20.	226	Other technical inspectors and regulatory officers	NOC Skill Level B	26	31	29
21.	661	Cashiers	NOC Skill Level D	25	48	29
22.	662	Other sales support and related occupations	NOC Skill Level D	25	42	29
23.	622	Technical sales specialists in wholesale trade and retail and wholesale buyers	NOC Skill Level B	23	31	29
24.	416	Policy and program researchers, consultants and officers	NOC Skill Level A	22	21	20.5
25.	223	Technical occupations in civil, mechanical and industrial engineering	NOC Skill Level B	22	40	29
26.	752	Heavy equipment operators	NOC Skill Level C	22	24	23
27.	731	Machinery and transportation equipment mechanics (except motor vehicles)	NOC Skill Level B	21	44	29
28.	012	Senior managers - construction, transportation, production and utilities	NOC Skill Level A	21	28	29

## JOB POSTINGS BY 2-DIGIT NOC, SKILL LEVEL, FREQUENCY & DURATION

What jobs are hard to fill and/or in-demand?

	2-DIGIT NOC CODE	2-DIGIT NOC LABEL	OCCUPATION'S SKILL LEVEL	POSTING COUNT	AVG POSTING LENGTH IN DAYS	MEDIAN POSTING LENGTH IN DAYS
1.	65	Service representatives and other customer and personal services occupations	NOC Skill Level C	185	33	29
2.	64	Sales representatives and salespersons - wholesale and retail trade	NOC Skill Level C	136	34	29
3.	75	Transport and heavy equipment operation and related maintenance occupations	NOC Skill Level C	113	34	29
4.	67	Service support and other service occupations, n.e.c.	NOC Skill Level D	108	32	29
5.	22	Technical occupations related to natural and applied sciences	NOC Skill Level B	89	33	29
6.	42	Paraprofessional occupations in legal, social, community and education services	NOC Skill Level B	79	27	27.5
7.	63	Service supervisors and specialized service occupations	NOC Skill Level B	74	39	29
8.	72	Industrial, electrical and construction trades	NOC Skill Level B	66	35	29
9.	12	Administrative and financial supervisors and administrative occupations	NOC Skill Level B	63	28	29
10.	31	Professional occupations in health (except nursing)	NOC Skill Level A	61	33	29
11.	06	Middle management occupations in retail and wholesale trade and customer services	NOC Skill Level A	59	34	29
12.	32	Technical occupations in health	NOC Skill Level B	54	34	29
13.	44	Care providers and educational, legal and public protection support occupations	NOC Skill Level C	53	55	35.5
14.	66	Sales support occupations	NOC Skill Level D	50	45	29
15.	11	Professional occupations in business and finance	NOC Skill Level A	50	35	29
16.	14	Office support occupations	NOC Skill Level C	47	22	16
17.	73	Maintenance and equipment operation trades	NOC Skill Level B	46	40	29
18.	74	Other installers, repairers and servicers and material handlers	NOC Skill Level C	45	34	29
19.	62	Retail sales supervisors and specialized sales occupations	NOC Skill Level B	45	34	29
20.	30	Professional occupations in nursing	NOC Skill Level A	41	36	29
21.	41	Professional occupations in law and social, community and government services	NOC Skill Level A	41	23	25
22.	01	Senior managers - construction, transportation, production and utilities	NOC Skill Level A	36	29	29
23.	21	Professional occupations in natural and applied sciences	NOC Skill Level A	35	39	29
24.	15	Distribution, tracking and scheduling co-ordination occupations	NOC Skill Level C	31	26	16
25.	07	Managers in customer and personal services, n.e.c.	NOC Skill Level A	31	31	29
26.	92	Processing, manufacturing and utilities supervisors and central control operators	NOC Skill Level B	30	35	29
27.	24	Assisting occupations in support of health services	NOC Skill Level C	28	28	28

## MULTILINGUAL JOB POSTINGS BY THE NUMBERS

ACTIVE POSTINGS  
**28**

NEW POSTINGS  
**28**

COMPANIES  
**21**

LANGUAGES  
**3**

## # OF DAYS POSTED

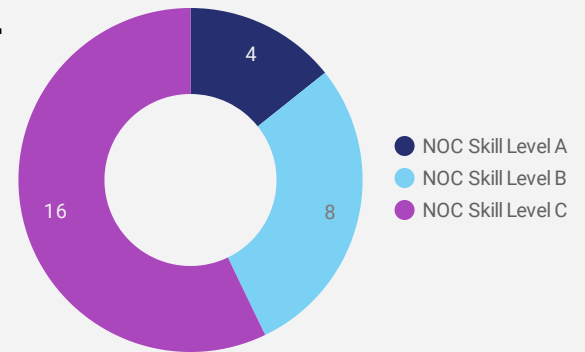
AVERAGE  
**52.8**

MEDIAN  
**29**

## MULTILINGUAL JOB POSTINGS BY SKILL LEVEL

What language skills are employers looking for by occupational skill level?

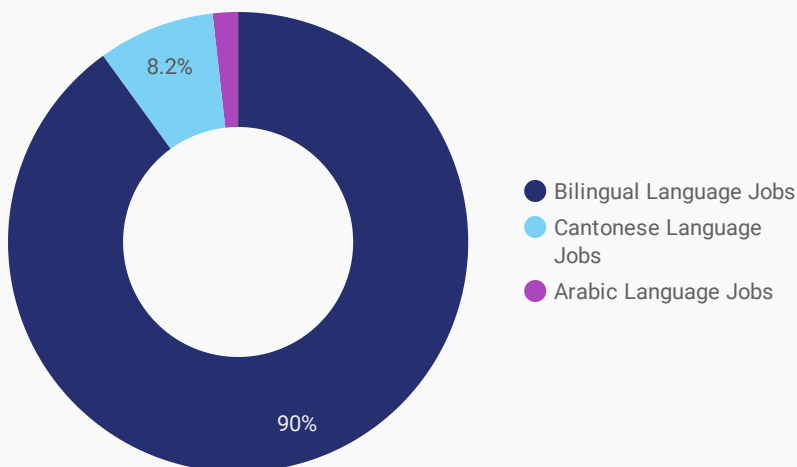
- 4** Skill Level A - Management/ Professional Occupations usually requiring University
- 8** Skill Level B - Usually college education or apprenticeship training
- 16** Skill Level C - Usually secondary education or occupation-specific training
- 0** Skill Level D - Usually on-the-job training



LANGUAGES	NOC Skill Level A	NOC Skill Level B	NOC Skill Level C
Bilingual Language Jobs	4	6	...
Arabic Language Jobs	2		
Cantonese Language Jobs		1	

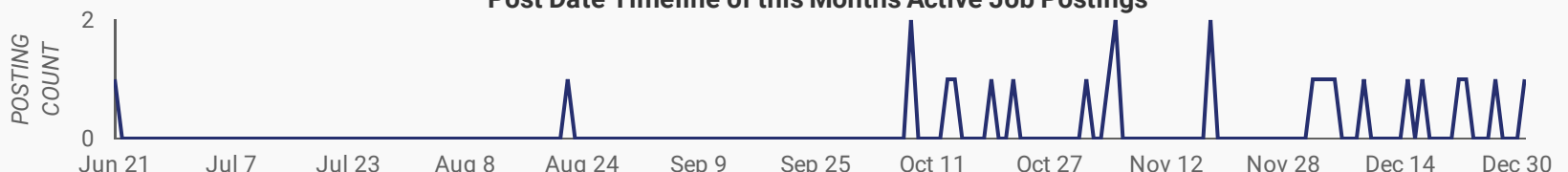
## LANGUAGE SKILLS BREAKDOWN

Which kinds of language skills do employers seek?



LANGUAGES	POSTING COUNT
1. Bilingual Language Jobs	25
2. Arabic Language Jobs	2
3. Cantonese Language Jobs	1

## Post Date Timeline of this Month's Active Job Postings



## LANGUAGE SKILLS BEING RECRUITED BY SKILL TYPE

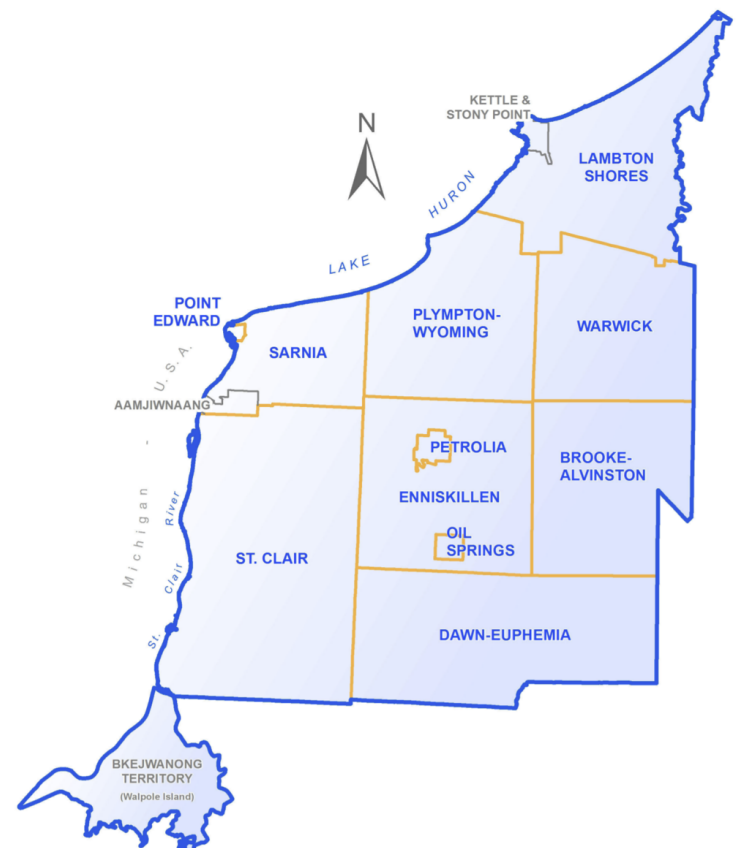
What language skills are sought by 1-Digit NOC?

SKILL TYPE NAME	Bilingual Language Jobs	Arabic Language Jobs	Cantonese Language Jobs	Grand total
Business, finance and administration occu...	3			3
Health occupations	3			3
Management occupations	1			1
Natural and applied sciences and related o...	1			1
Occupations in education, law and social, ...	7	2		9
Occupations in manufacturing and utilities	1			1
Sales and service occupations	8		1	9
Trades, transport and equipment operator...	1			1
<b>Grand total</b>	<b>25</b>	<b>2</b>	<b>1</b>	<b>28</b>

## MULTILINGUAL JOB POSTINGS BY MUNICIPALITY

What language skills are sought by 4-Digit NOC?

MUNICIPALITY	JOB LANGUAGES	AVG POSTING LENGTH IN DAYS	MEDIAN POSTING LENGTH IN DAYS
1. City of Sarnia	25	47.5	29
2. Town of Plympton-Wyoming	1	126.0	126
3. Village of Oil Springs	1	29.0	29
4. Township of St. Clair	1	131.0	131



## LANGUAGE DEMAND BY JOB

*What language skills are sought by 4-Digit NOC?*

4 DIGIT NOC NAME		POSTINGS ▾
1.	Other customer and information service...	5
2.	Retail salespersons	3
3.	Other instructors	2
4.	Social and community service workers	2
5.	Home support workers, housekeepers an...	2
6.	Customer services representatives - fina...	1
7.	Elementary school and kindergarten teac...	1
8.	Nurse aides, orderlies and patient servic...	1
9.	Supervisors, other mechanical and metal...	1
10.	Delivery and courier service drivers	1
11.	College and other vocational instructors	1
12.	Managers in customer and personal serv...	1
13.	Accounting technicians and bookkeepers	1
14.	Letter carriers	1
15.	Construction inspectors	1
16.	Mail, postal and related workers	1
17.	Elementary and secondary school teache...	1
18.	Licensed practical nurses	1
19.	Registered nurses and registered psychi...	1

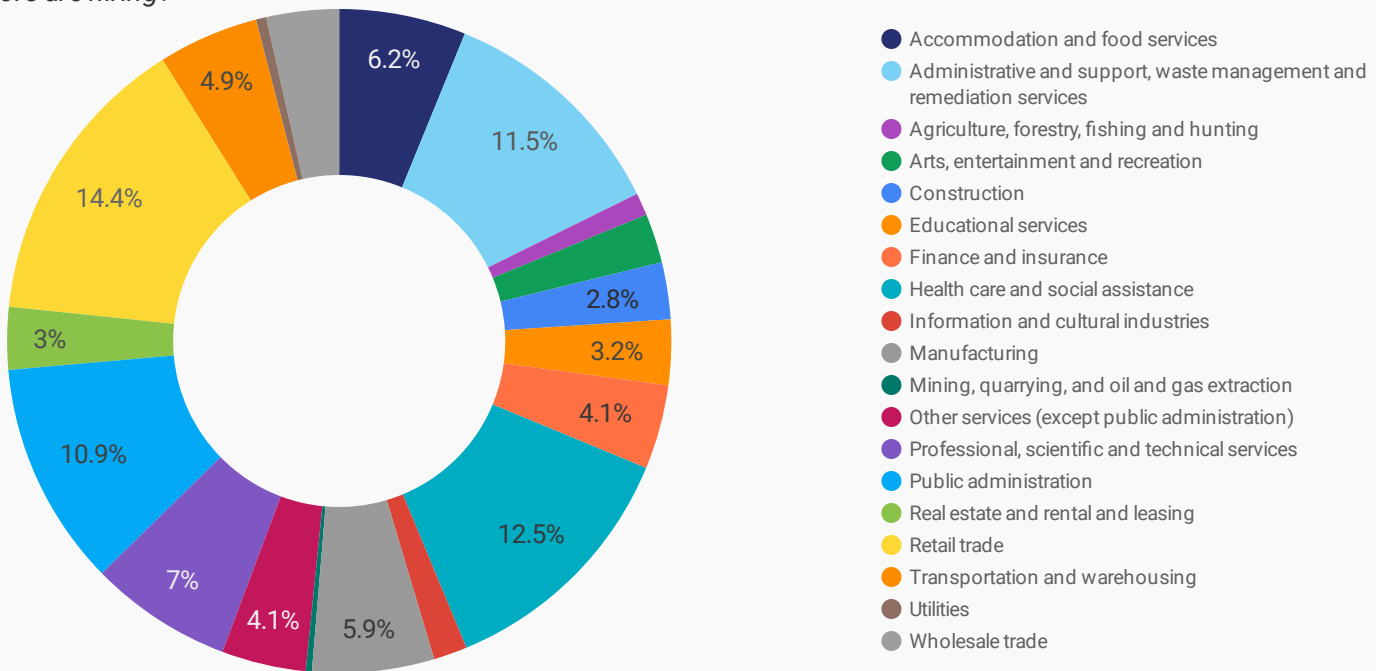
## MULTILINGUAL HIRING EMPLOYERS

### Which employers are seeking multilingual candidates?

COMPANY		POSTINGS ▾
1.	Victorian Order of Nurses	4
2.	Community Employment Services - Lambton College Petrolia	3
3.	Canada Post	3
4.	Personnel by Prostaff	1
5.	Varsity Tutors	1
6.	Giant Tiger	1
7.	Canadian National Railway	1
8.	La ribambelle	1
9.	Bayshore Home Care Solutions	1
10.	BELL MOBILITY/BELL MOBILITÄ%	1
11.	Fairstone Financial Inc.	1
12.	BELL MOBILITY	1
13.	Marriott International, Inc	1
14.	OWSA Rail Car	1
15.	Allstate Insurance	1
16.	Sun Life Financial	1
17.	Fisheries and Oceans Canada - Canadian Coast Guard	1
18.	Lowe's	1
19.	H&S Company	1
20.	YMCA of Southwestern Ontario	1
21.	LCBO	1
1 - 21 / 21 < >		

## TOP HIRING SECTORS BY 2-DIGIT NAICS CODE

What sectors are hiring?



	NAICS CODE	2-DIGIT NAICS LABEL	POSTING COUNT	AVG POSTING LENGTH IN DAYS	MEDIAN POSTING LENGTH IN DAYS
1.	44-45	Retail trade	299	37.3	29
2.	62	Health care and social assistance	260	35.6	29
3.	91	Public administration	219	32.9	29
4.	56	Administrative and support, waste management and remediation services	212	35.8	29
5.	72	Accommodation and food services	121	32.9	29
6.	54	Professional, scientific and technical services	119	27.4	29
7.	31-33	Manufacturing	106	29.3	29
8.	48-49	Transportation and warehousing	91	29.7	29
9.	52	Finance and insurance	80	31.3	29
10.	41	Wholesale trade	72	36.0	29
11.	81	Other services (except public administration)	72	32.1	29
12.	53	Real estate and rental and leasing	67	34.3	29
13.	23	Construction	56	30.2	29
14.	61	Educational services	50	25.1	26
15.	71	Arts, entertainment and recreation	41	35.8	29
16.	51	Information and cultural industries	29	28.4	29
17.	11	Agriculture, forestry, fishing and hunting	22	44.1	29
18.	22	Utilities	9	30.6	29
19.	21	Mining, quarrying, and oil and gas extraction	5	29.0	29

NOTE: NAICS code 56 includes Employment Agencies. Manufacturing includes codes 31-33, Retail Trade includes codes 44-45 and Transportation and Warehousing includes codes 48-49.

## TOP HIRING SECTORS BY 3-DIGIT NAICS CODE

What sectors are hiring?

	NAICS CODE	3-DIGIT NAICS LABEL	POSTING COUNT ▾	AVERAGE POSTING LENGTH IN DAYS	MEDIAN POSTING LENGTH IN DAYS
1.	561	Administrative and support services	186	36.5	29
2.	621	Ambulatory health care services	124	38.1	29
3.	541	Professional, scientific and technical services	119	27.4	29
4.	912	Provincial and territorial public administration	105	35.9	30
5.	722	Food services and drinking places	101	32.9	29
6.	913	Local, municipal and regional public administration	93	31.6	29
7.	623	Nursing and residential care facilities	53	35.8	29
8.	448	Clothing and clothing accessories stores	52	35.4	29
9.	611	Educational services	50	25.1	25.5
10.	531	Real estate	46	27.9	29
11.	446	Health and personal care stores	45	30.2	29
12.	522	Credit intermediation and related activities	43	33.8	29
13.	624	Social assistance	43	27.6	29
14.	444	Building material and garden equipment and supplies dealers	41	39.5	29
15.	713	Amusement, gambling and recreation industries	41	35.8	29
16.	622	Hospitals	40	36.4	29
17.	813	Religious, grant-making, civic, and professional and similar organizations	39	28.1	29
18.	452	General merchandise stores	35	45.3	29
19.	325	Chemical manufacturing	31	31.6	29
20.	484	Truck transportation	30	32.8	16
21.	416	Building material and supplies merchant wholesalers	30	41.5	29
22.	453	Miscellaneous store retailers	29	66.2	43.5
23.	445	Food and beverage stores	27	30.1	29
24.	236	Construction of buildings	27	29.8	29
25.	238	Specialty trade contractors	27	29.5	29
26.	562	Waste management and remediation services	26	30.6	29
27.	811	Repair and maintenance	26	41.5	32
28.	454	Non-store retailers	23	20.6	15
29.	442	Furniture and home furnishings stores	22	34.9	29
30.	524	Insurance carriers and related activities	21	27.4	29
31.	491	Postal service	21	19.1	12



## TOP HIRING SECTORS BY 4-DIGIT NAICS CODE

What sectors are hiring?

	NAICS CODE	4-DIGIT NAICS LABEL	POSTING COUNT ▾	AVERAGE POSTING LENGTH IN DAYS	MEDIAN POSTING DAYS IN LENGTH
1.	5613	Employment services	108	40.1	29.5
2.	9122	Provincial labour and employment services	100	35.9	30
3.	9139	Other local, municipal and regional public administration	93	31.6	29
4.	7225	Full-service restaurants and limited-service eating places	80	34.4	29
5.	6216	Home health care services	69	44.4	29
6.	4481	Clothing stores	51	35.5	29
7.	4461	Health and personal care stores	45	30.2	29
8.	5616	Investigation and security services	42	26.5	29
9.	6221	General medical and surgical hospitals	40	36.4	29
10.	4441	Building material and supplies dealers	39	38.8	29
11.	5413	Architectural, engineering and related services	36	27.0	29
12.	5221	Depository credit intermediation	32	37.6	29
13.	6233	Community care facilities for the elderly	29	45.0	29
14.	6241	Individual and family services	29	28.2	29
15.	5617	Services to buildings and dwellings	27	35.3	29
16.	4161	Electrical, plumbing, heating and air-conditioning equipment and supplies merchant wholesalers	27	41.1	29
17.	4841	General freight trucking	26	32.6	16
18.	5312	Offices of real estate agents and brokers	25	25.4	29
19.	7139	Other amusement and recreation industries	23	28.7	29
20.	4421	Furniture stores	22	34.9	29
21.	6112	Community colleges and C.E.G.E.P.s	22	25.0	29
22.	6213	Offices of other health practitioners	22	32.7	29
23.	5419	Other professional, scientific and technical services	22	27.8	29
24.	4911	Postal service	21	18.1	13
25.	4451	Grocery stores	21	29.1	29
26.	8134	Civic and social organizations	21	30.2	29
27.	2361	Residential building construction	19	32.4	29
28.	6231	Nursing care facilities	19	25.5	29
29.	7211	Traveller accommodation	19	33.2	29
30.	7132	Gambling industries	18	44.9	32
31.	4529	Other general merchandise stores	18	49.4	29

## TOP HIRING SECTORS BY 5-DIGIT NAICS CODE

What sectors are hiring?

	NAICS CODE	5-DIGIT NAICS LABEL	POSTING COUNT ▾	AVERAGE POSTING LENGTH IN DAYS	MEDIAN POSTING LENGTH IN DAYS
1.	56131	Employment placement agencies and executive search services	108	40.1	29.5
2.	91221	Provincial labour and employment services	100	35.9	30
3.	91391	Other local, municipal and regional public administration	93	31.6	29
4.	72251	Full-service restaurants and limited-service eating places	80	34.4	29
5.	62161	Home health care services	69	44.4	29
6.	62211	General medical and surgical hospitals	40	36.4	29
7.	56161	Investigation, guard and armoured car services	39	27.0	29
8.	44411	Home centres	37	39.3	29
9.	44611	Pharmacies and drug stores	34	28.6	29
10.	54133	Engineering services	29	27.0	29
11.	52211	Banking	29	38.2	29
12.	62331	Community care facilities for the elderly	29	45.0	29
13.	53121	Offices of real estate agents and brokers	25	25.4	29
14.	48412	General freight trucking, long distance	24	31.4	15
15.	44211	Furniture stores	22	34.9	29
16.	41612	Plumbing, heating and air-conditioning equipment and supplies merchant wholesalers	22	44.5	35.5
17.	61121	Community colleges and C.E.G.E.P.s	22	25.0	29
18.	49111	Postal service	21	18.1	13
19.	81341	Civic and social organizations	21	30.2	29
20.	44814	Family clothing stores	20	37.1	29
21.	62412	Services for the elderly and persons with disabilities	20	31.9	29
22.	23611	Residential building construction	19	32.4	29
23.	72111	Hotels (except casino hotels) and motels	19	33.2	29
24.	62311	Nursing care facilities	19	25.5	29
25.	44511	Supermarkets and other grocery (except convenience) stores	18	30.3	29
26.	54121	Accounting, tax preparation, bookkeeping and payroll services	18	26.4	29
27.	45299	All other general merchandise stores	18	49.4	29
28.	71321	Casinos (except casino hotels)	18	44.9	32
29.	45211	Department stores	17	41.0	29
30.	45411	Electronic shopping and mail-order houses	16	15.0	15
31.	62151	Medical and diagnostic laboratories	16	27.5	29

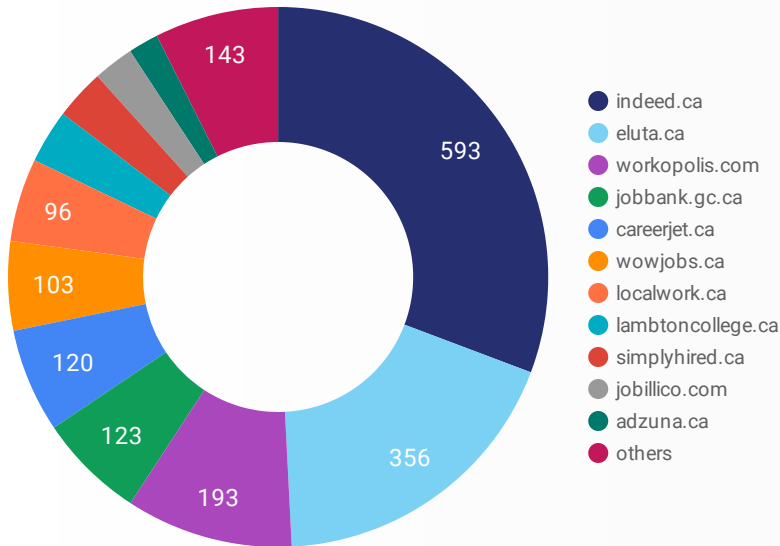
## TOP HIRING SECTORS BY 6-DIGIT NAICS CODE

What sectors are hiring?

	NAICS CODE	6-DIGIT NAICS LABEL	POSTING COUNT ▾	AVG POSTING LENGTH IN DAYS	MEDIAN POSTING LENGTH IN DAYS
1.	561310	Employment placement agencies and executive search services	108	40.1	29.5
2.	912210	Provincial labour and employment services	100	35.9	30
3.	913910	Other local, municipal and regional public administration	93	31.6	29
4.	621610	Home health care services	69	44.4	29
5.	722512	Limited-service eating places	53	26.4	28
6.	622111	General (except paediatric) hospitals	40	36.4	29
7.	561612	Security guard and patrol services	39	27.0	29
8.	444110	Home centres	37	39.3	29
9.	446110	Pharmacies and drug stores	34	28.6	29
10.	623310	Community care facilities for the elderly	29	45.0	29
11.	522111	Personal and commercial banking industry	29	38.2	29
12.	541330	Engineering services	29	27.0	29
13.	722511	Full-service restaurants	27	50.2	29
14.	531212	Offices of real estate brokers	25	25.4	29
15.	484121	General freight trucking, long distance, truck-load	24	31.4	15
16.	442110	Furniture stores	22	34.9	29
17.	416120	Plumbing, heating and air-conditioning equipment and supplies merchant wholesalers	22	44.5	35.5
18.	611210	Community colleges and C.E.G.E.P.s	22	25.0	29
19.	813410	Civic and social organizations	21	30.2	29
20.	491110	Postal service	21	18.1	13
21.	448140	Family clothing stores	20	37.1	29
22.	624120	Services for the elderly and persons with disabilities	20	31.9	29
23.	236110	Residential building construction	19	32.4	29
24.	721111	Hotels	19	33.2	29
25.	623110	Nursing care facilities	19	25.5	29
26.	713210	Casinos (except casino hotels)	18	44.9	32
27.	445110	Supermarkets and other grocery (except convenience) stores	18	30.3	29
28.	452999	All other miscellaneous general merchandise stores	18	49.4	29
29.	452110	Department stores	17	41.0	29
30.	454110	Electronic shopping and mail-order houses	16	15.0	15
31.	621510	Medical and diagnostic laboratories	16	27.5	29

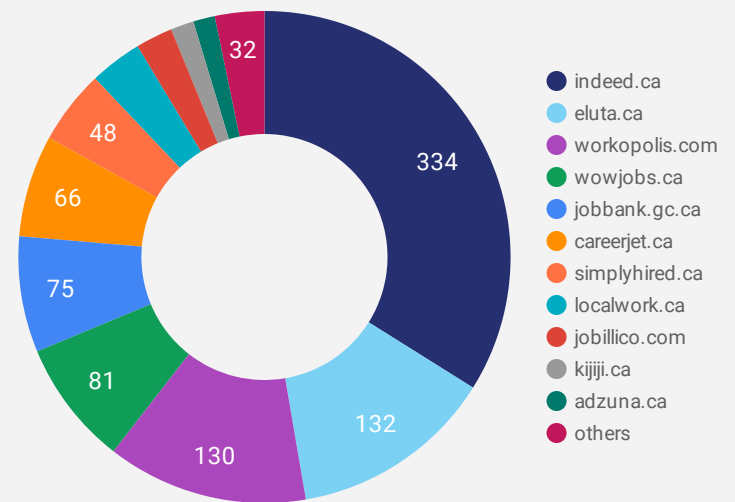
## JOB POSTINGS BY JOB BOARD

What share of unique job postings appear on each job board?



## COMPANIES BY JOB BOARD

What share of unique job postings appear on each job board?



## JOB POSTING DETAILS BY JOB BOARD

How does job posting activity differ by job board?

	JOB BOARD	POSTING COUNT ▾	AVG POSTING LENGTH IN DAYS	MEDIAN POSTING LENGTH IN DAYS	# OF COMPANIES
1.	indeed.ca	593	34	29	334
2.	eluta.ca	356	31	29	132
3.	workopolis.com	193	23	15	130
4.	jobbank.gc.ca	123	47	32	75
5.	careerjet.ca	120	54	38.5	66
6.	wowjobs.ca	103	22	16	81
7.	localwork.ca	96	17	11	34
8.	lambtoncollege.ca	62	38	37.5	1
9.	simplyhired.ca	58	25	15	48
10.	jobillico.com	47	64	58	24
11.	adzuna.ca	35	23	15	14
12.	countyoflambton.njoyn.com	32	31	15	1
13.	kijiji.ca	30	15	15	15
14.	careerarc.com	22	44	25	7
15.	sarnia.ca	10	58	43	1
16.	en.agilus.ca	9	30	31	1
17.	agilec.ca	7	42	17	2
18.	careerbuilder.ca	7	28	30	5