

JOB DEMAND REPORT

JANUARY 2022

HIGHLIGHTS

JOB POSTINGS BY THE NUMBERS

POSTING COUNT	NEW POSTINGS	COMPANIES	JOB BOARDS
1,975	1,149	699	27

OF DAYS POSTED

AVERAGE	MEDIAN
31.0	29

REPORT BUILDER

The default filter selection below will show all job demand data for the month. You can use the filters to create a customized report for the purpose of understanding a subset of the data.

OCCUPATION FILTERS

SKILL TYPE NAME / 1-DIGIT NOC	▼
MAJOR GROUP / 2-DIGIT NOC	▼
MINOR GROUP / 3-DIGIT NOC	▼
UNIT GROUP / 4-DIGIT NOC	▼
SKILL LEVEL	▼
JOB TYPE	▼
JOB DURATION	▼
ADDITIONAL LANGUAGE	▼
SPECIFIC JOB TAGS	▼

INDUSTRY/SECTOR FILTERS

HIRING SECTOR BY 2-DIGIT NAICS CODE	▼
HIRING SECTOR BY 3-DIGIT NAICS CODE	▼
HIRING SECTOR BY 4-DIGIT NAICS CODE	▼
HIRING SECTOR BY 5-DIGIT NAICS CODE	▼
HIRING SECTOR BY 6-DIGIT NAICS CODE	▼

OTHER FILTERS

MUNICIPALITY	▼
CITY OR COUNTY	▼
JOB BOARD	▼

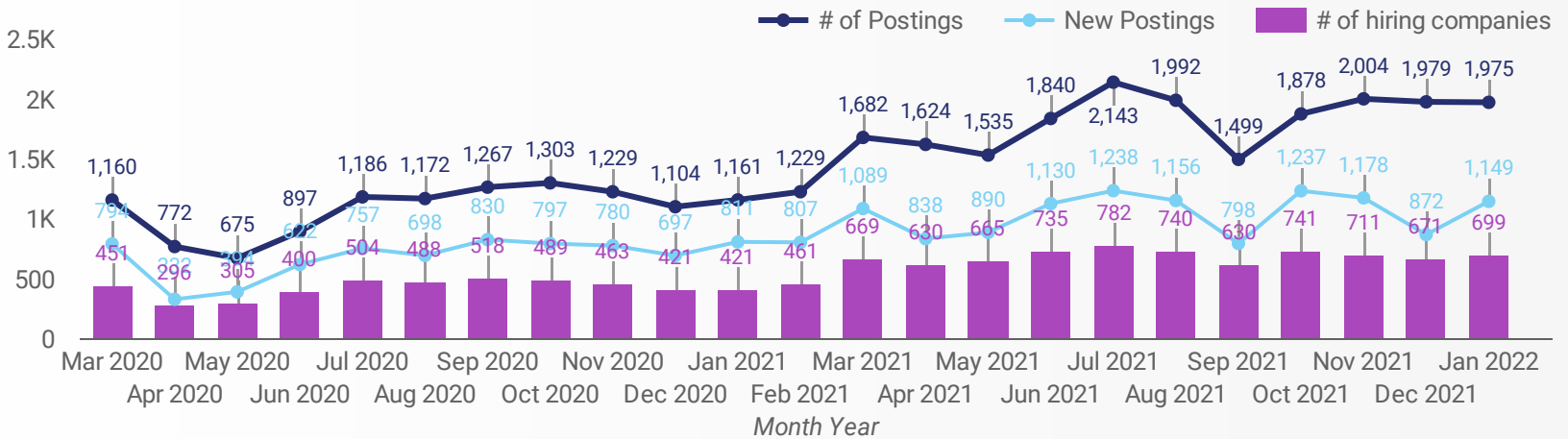
NOC = National Occupation Classification | NAICS = North American Industry Classification System

Source:

Job posting data collected by the Sarnia Lambton Workforce Development Board from job boards and employer websites who recruit candidates in the City of Sarnia and Lambton County.

JOB POSTINGS BY MONTH FOR SARNIA & LAMBTON AREA

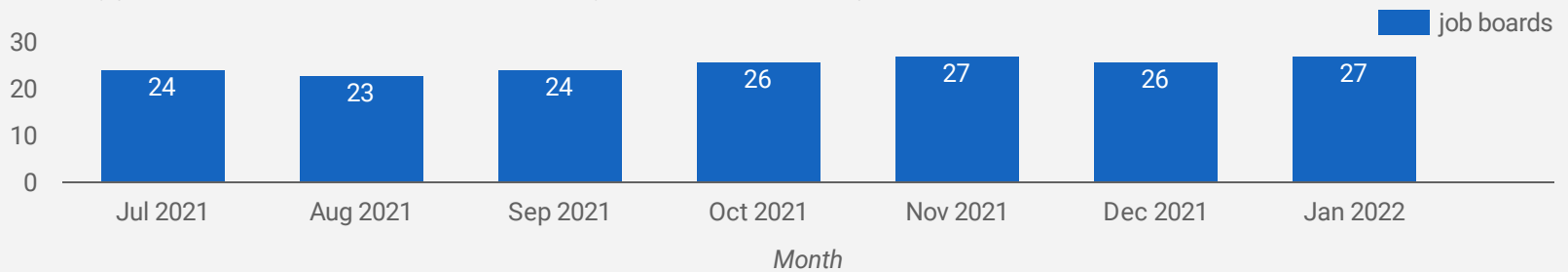
How many job postings were active for at least 1 day this month?



NOTE: This graph cannot be filtered using the controls on the cover page

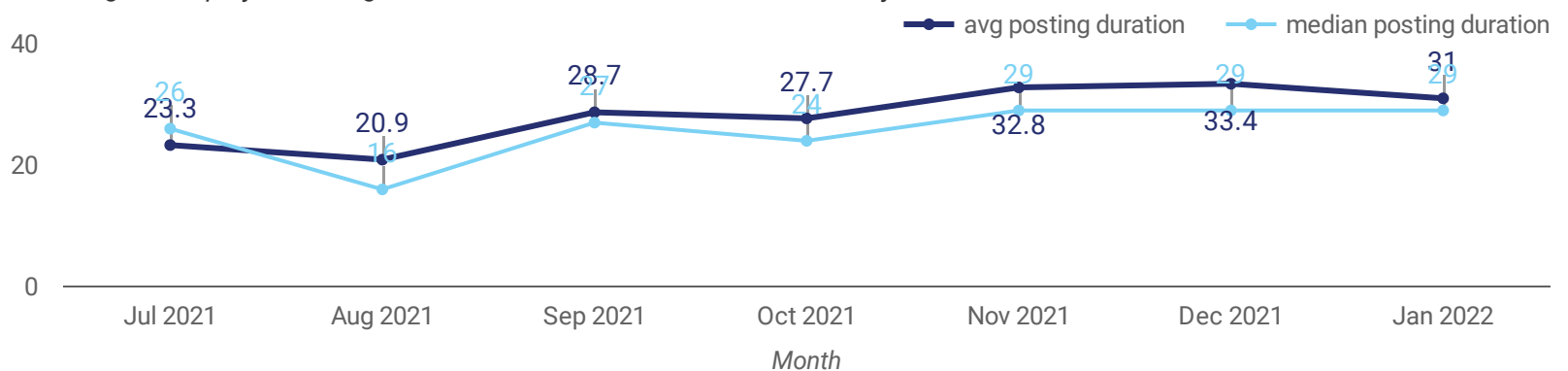
NUMBER OF ACTIVE JOB BOARDS

How many job postings were active for at least 1 day this month on these job boards?



AVG & MEDIAN POSTING LENGTH BY DAYS

How long are employers having to recruit for to find candidates to fill their job vacancies?



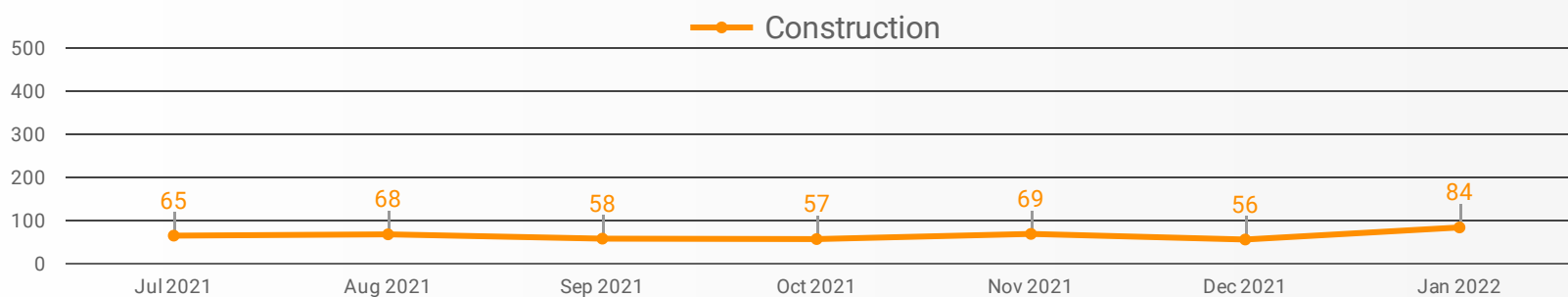
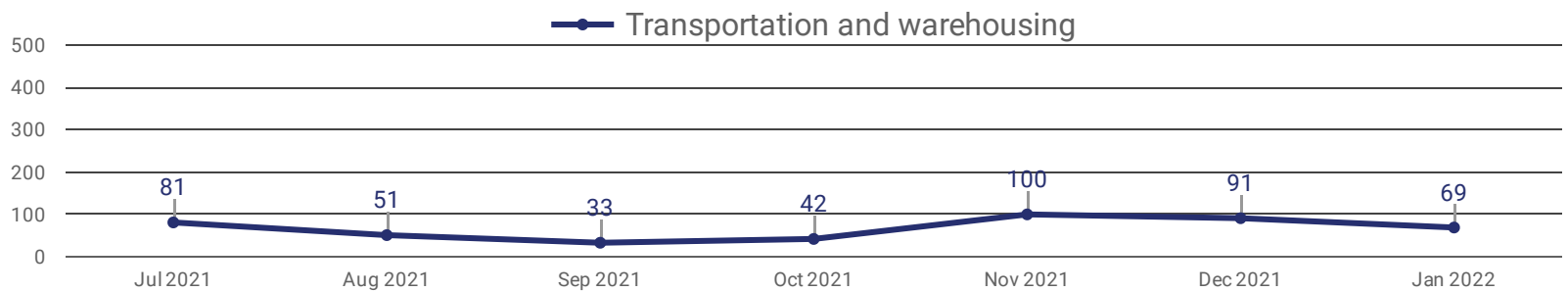
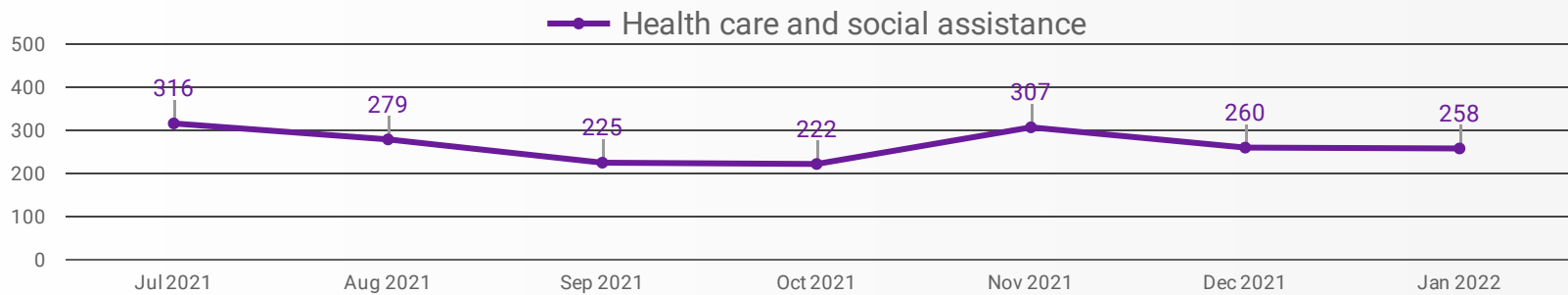
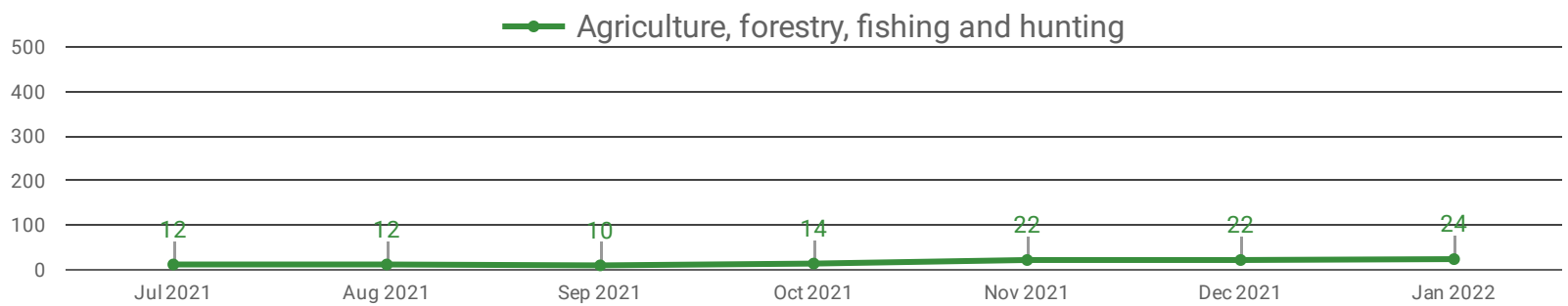
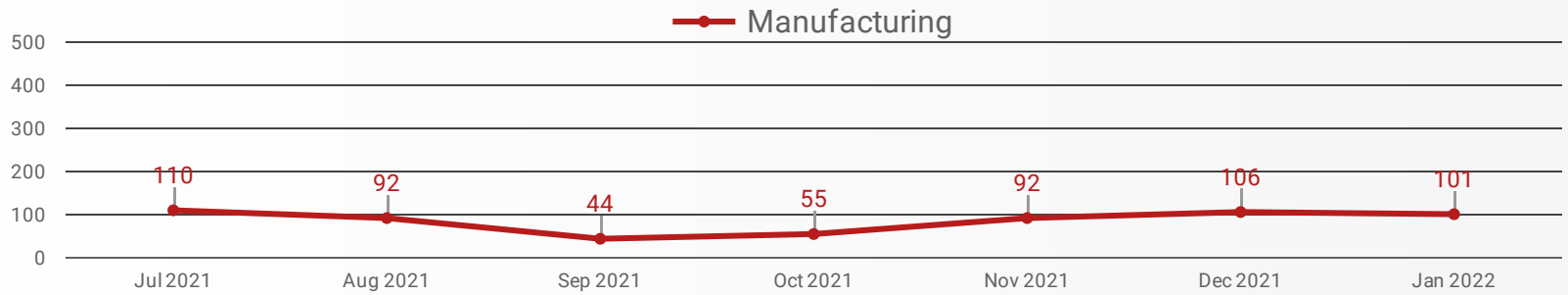
POST DATE TIMELINE FOR THIS MONTH'S ACTIVE JOB POSTINGS

How many job postings were active for at least 1 day this month?



DEMAND BY KEY SECTOR (SARNIA & LAMBTON AREA)

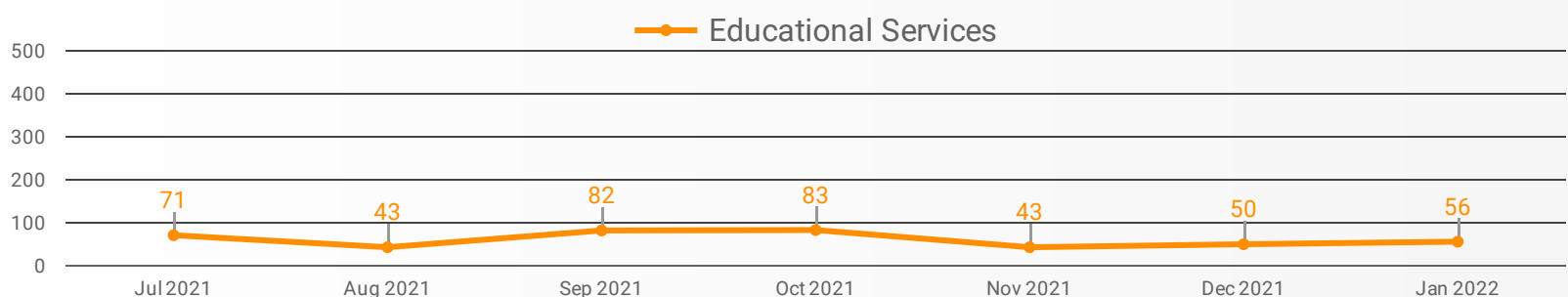
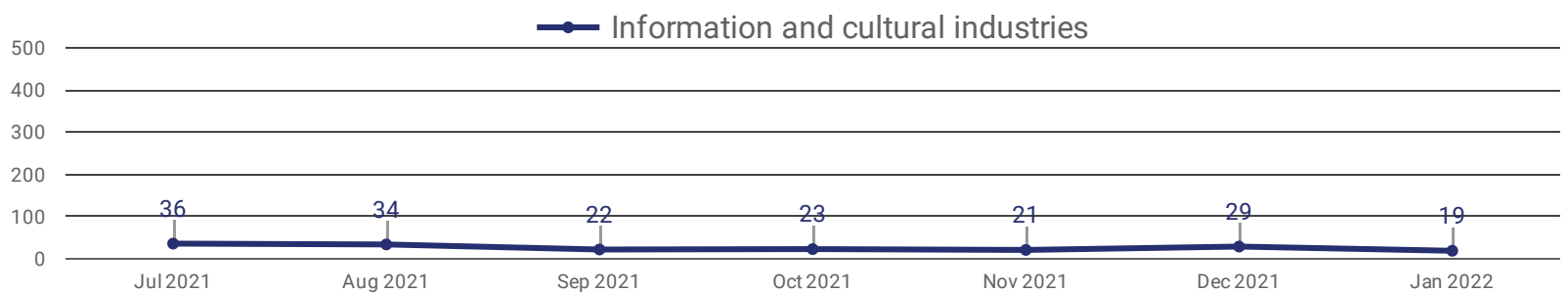
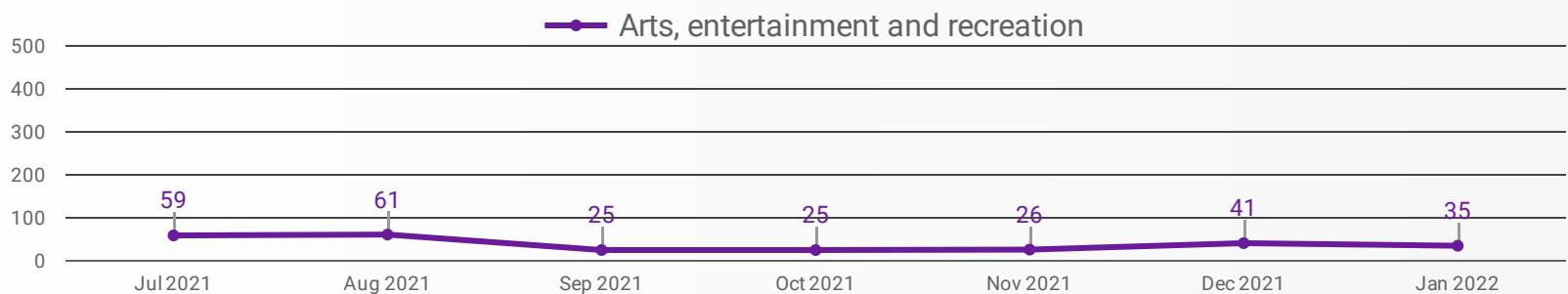
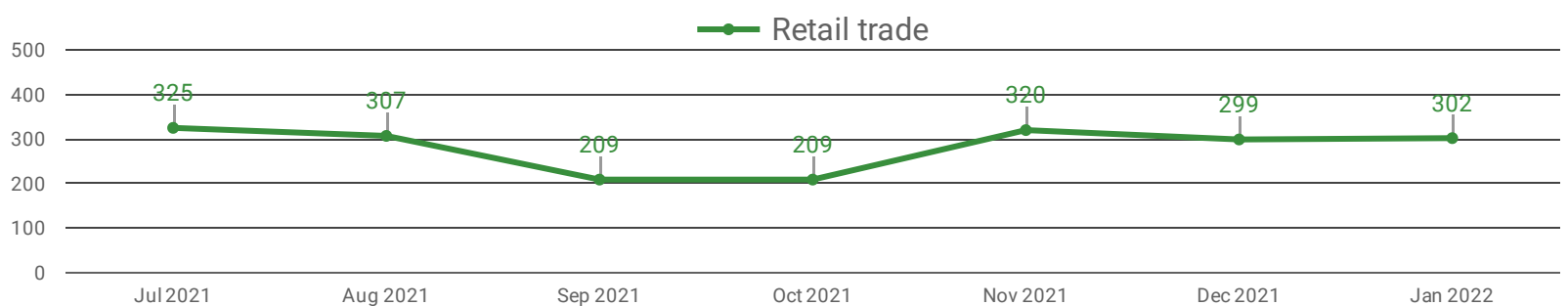
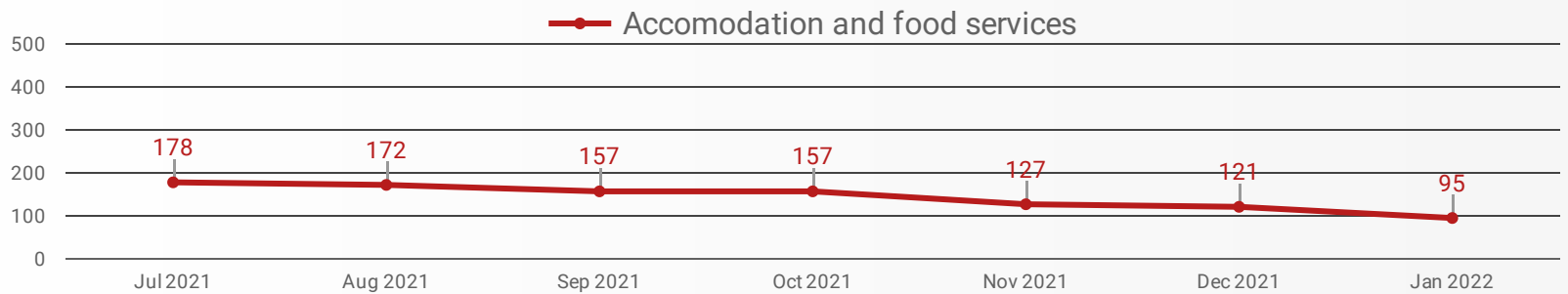
How many job postings were active for at least 1 day this month by sector?



NOTE: This graph cannot be filtered using the controls on the cover page

DEMAND BY IMPACTED SECTOR (SARNIA & LAMBTON COUNTY)

How many job postings were active for at least 1 day this month by sector?

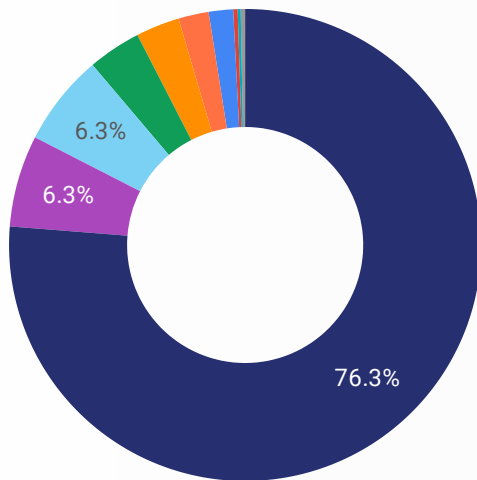


NOTE: This graph cannot be filtered using the controls on the cover page

JOB POSTINGS BY MUNICIPALITY

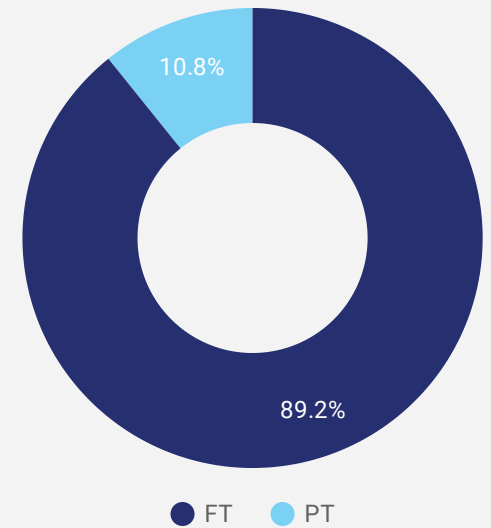
Where are job opportunities being offered?

	MUNICIPALITY	POSTING COUNT	AVG POSTING LENGTH IN DAYS	MEDIAN POSTING LENGTH IN DAYS
1.	City of Sarnia	1,506	31.4	29
2.	Township of St. Clair	124	26.0	29
3.	Municipality of Lambton Shores	124	30.8	29
4.	Town of Petrolia	72	30.8	29
5.	Village of Point Edward	59	31.4	29
6.	Town of Plympton-Wyoming	41	30.4	16
7.	Township of Warwick	33	35.4	29
8.	First Nations	6	37.2	27.5
9.	Township of Dawn-Euphemia	4	29.0	29
10.	Village of Oil Springs	3	16.3	15
11.	Municipality of Brooke-Alvinston	2	29.0	29



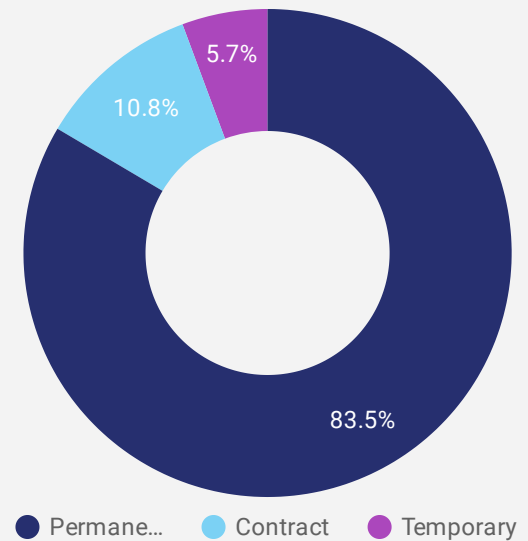
JOB TYPE

Full-time vs Part-time



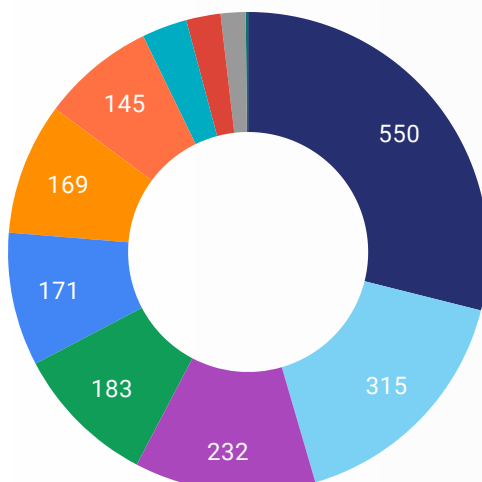
JOB DURATION

Permanency of jobs posted




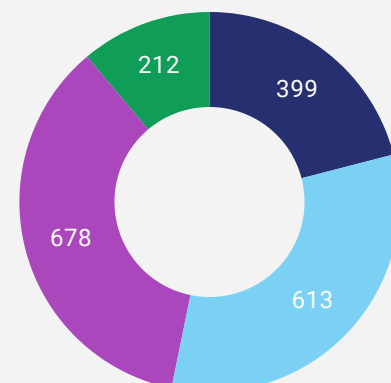
JOB POSTINGS BY SKILL TYPE

What skill type is being recruited?



JOB POSTINGS BY SKILL LEVEL

What education do occupations typically require?



Skill Level A = Usually University education | Skill Level B = Usually College education or Apprenticeship training | Skill Level C = Usually Secondary education or occupation-specific training | Skill Level D = Usually on-the-job training

TOP HIRING COMPANIES & AGENCIES




What companies are hiring?

	COMPANY	POSTINGS ▾	AVERAGE POSTING DURATION IN DAYS	MEDIAN POSTING DURATION IN DAYS
1.	Community Employment Services - Lambton College Petrolia	117	31.0	29
2.	County of Lambton	64	26.3	29
3.	Bluewater Health	47	34.2	29
4.	Victorian Order of Nurses	34	55.1	23
5.	EXPRESS EMPLOYMENT PROFESSIONALS	33	35.5	32
6.	Home Depot	32	35.0	29
7.	Paladin Security	19	20.7	18
8.	Reliance Home Comfort	18	44.4	32
9.	Shoppers Drug Mart	18	22.4	23
10.	Varsity Tutors	18	14.9	19
11.	Bayshore Home Care Solutions	18	25.5	29
12.	BDO Canada	17	22.3	18
13.	Lambton College	17	26.1	29
14.	Clean Harbors Environmental Services, Inc.	16	29.3	29
15.	AON Inc.	14	6.1	2
16.	Lowe's	13	10.3	8
17.	City of Sarnia	13	51.8	37
18.	TD Bank	12	33.1	29
19.	Marriott International, Inc	12	21.5	19
20.	NOVA Chemicals Corporation	12	33.2	29
21.	Walmart Canada Corp.	11	31.8	29
22.	Paladin Security Group Ltd.	11	29.0	29
23.	The WorkPlace Group	10	27.6	30
24.	St. Clair Catholic District School Board	10	31.9	29
25.	CarePartners	10	33.4	22
26.	Giant Tiger	9	55.8	19
27.	Team Industrial Services, Inc.	8	11.4	2
28.	Lambton Elderly Outreach	8	28.6	29
29.	Gateway Casinos	8	45.6	50
30.	Lfl Group	8	33.5	25
31.	PetSmart Canada	8	110.9	111

TOP HOURLY WAGES IN JOB POSTINGS

What are employers willing to pay to find the perfect candidate?

of Minimum Wage Jobs
19

	JOB TITLE	COMPANY	LOCATION	WAGE POTENTIAL ▾
1.	Wedding Photographer And/or Videographer	Golden Hour Studios	City of Sarnia	100 
2.	Construction Supervisor	Prominent Safety Company	City of Sarnia	65 
3.	Health and Safety Coordinator	EXPRESS EMPLOYMENT PROFESSIONALS	City of Sarnia	55 
4.	Pharmacist	Randstad Canada	City of Sarnia	55 
5.	Electrician	Community Employment Services - Lambton College Petrolia	City of Sarnia	52.36 
6.	Facilities Supervisor	Community Employment Services - Lambton College Petrolia	City of Sarnia	50.32 
7.	Inspectors - Piping/Welding/Field	EXPRESS EMPLOYMENT PROFESSIONALS	City of Sarnia	50 
8.	Registered Nurse	Community Employment Services - Lambton College Petrolia	Municipality of Lambton Shores	49.47 
9.	Steamfitters (Pipefitters)/Plumbers	Community Employment Services - Lambton College Petrolia	City of Sarnia	48.67 
10.	Public Health Nurse	Community Employment Services - Lambton College Petrolia	Village of Point Edward	48.25 
11.	Professor, Bachelor Of Science - Nursing	Lambton College	City of Sarnia	47.58 
				1 - 100 / 533 < >

TOP SALARIES IN JOB POSTINGS

What are employers willing to pay to find the perfect candidate?

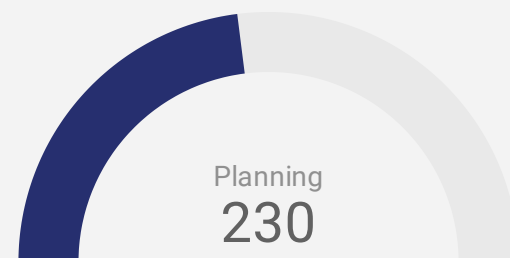
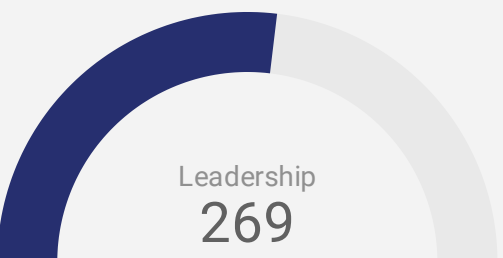
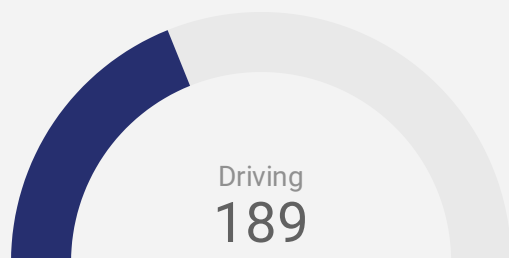
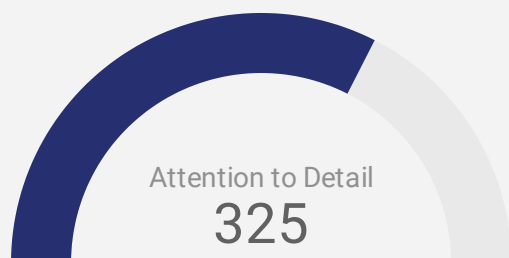
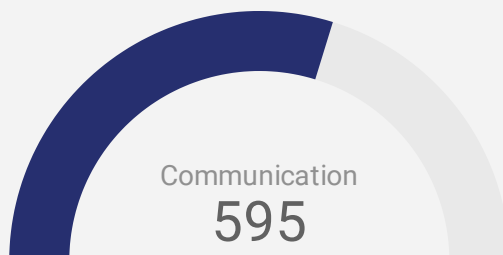
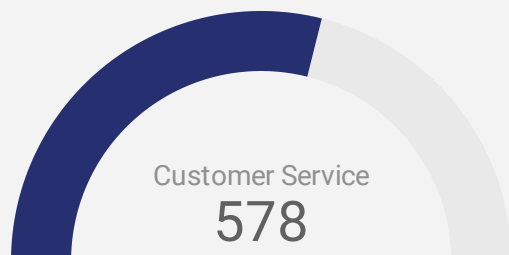
	JOB TITLE	COMPANY	LOCATION	SALARY POTENTIAL ▾
1.	Independent Owner Operator - Freight	Tandet Dedicated Inc.	City of Sarnia	350,000 
2.	Psychologist - Psychoeducational Assessments Adult And Paeds	Edcommodate	City of Sarnia	232,709 
3.	Engineering Manager	EXPRESS EMPLOYMENT PROFESSIONALS	City of Sarnia	200,000 
4.	Home Comfort Advisor (sales)	Reliance Home Comfort	City of Sarnia	150,000 
5.	Family Law Lawyer	Siskinds LLP	City of Sarnia	150,000 
6.	Home Comfort Advisor	Reliance Home Comfort	City of Sarnia	150,000 
7.	Outside Sales Advisor	Reliance Home Comfort	City of Sarnia	150,000 
8.	Nurse Practitioner	Bluewater Medical Family Practice	City of Sarnia	140,000 
9.	Sales Consultant - Wyoming	Oliveira Equipment	Town of Plympton-Wyoming	140,000 
10.	General Manager, Corporate Services	City of Sarnia	City of Sarnia	137,483 
				1 - 100 / 751 < >

TOP IN-DEMAND SKILLS

How many times were these skills found in job postings?

ACTIVE JOB POSTINGS THIS MONTH

1,976

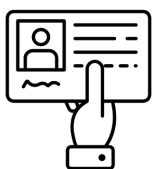


KEY JOB REQUIREMENTS

How often are these requirements desired in job postings?

ACTIVE JOB POSTINGS THIS MONTH

1,976



Driver's License

6



First Aid

140



Regular Access to a Vehicle

63



Criminal Record Check

70



Microsoft Office

131



Food Safety

31

JOB POSTINGS BY 4-DIGIT NOC, SKILL LEVEL, FREQUENCY & DURATION

What jobs are hard-to-fill and/or in-demand?

	4-DIGIT NOC CODE	4-DIGIT NOC LABEL	OCCUPATION'S SKILL LEVEL	POSTING COUNT	AVG POSTING LENGTH IN DAYS	MEDIAN POSTING LENGTH IN DAYS
1.	6421	Retail salespersons	NOC Skill Level C	111	31	29
2.	6552	Other customer and information services representatives	NOC Skill Level C	74	24	16.5
3.	4412	Home support workers, housekeepers and related occupations	NOC Skill Level C	57	43	29
4.	7511	Transport truck drivers	NOC Skill Level C	56	35	29
5.	6541	Security guards and related security service occupations	NOC Skill Level C	44	27	29
6.	621	Retail and wholesale trade managers	NOC Skill Level A	44	30	29
7.	3012	Registered nurses and registered psychiatric nurses	NOC Skill Level A	44	31	29
8.	4212	Social and community service workers	NOC Skill Level B	44	30	29
9.	6322	Cooks	NOC Skill Level B	40	39	29
10.	1241	Administrative assistants	NOC Skill Level B	36	28	29
11.	7452	Material handlers	NOC Skill Level C	35	32	29
12.	6731	Light duty cleaners	NOC Skill Level D	34	37	29
13.	6611	Cashiers	NOC Skill Level D	29	40	25
14.	6711	Food counter attendants, kitchen helpers and related support occupations	NOC Skill Level D	29	28	27
15.	2281	Computer network technicians	NOC Skill Level B	29	23	16
16.	6733	Janitors, caretakers and building superintendents	NOC Skill Level D	26	29	29
17.	7514	Delivery and courier service drivers	NOC Skill Level C	25	32	29
18.	8431	General farm workers	NOC Skill Level C	21	45	32
19.	2263	Inspectors in public and environmental health and occupational health and safety	NOC Skill Level B	20	30	29
20.	714	Facility operation and maintenance managers	NOC Skill Level A	20	33	28.5
21.	3219	Other medical technologists and technicians (except dental health)	NOC Skill Level B	20	30	27.5
22.	6622	Store shelf stockers, clerks and order fillers	NOC Skill Level D	19	43	29
23.	1111	Financial auditors and accountants	NOC Skill Level A	18	33	29
24.	1414	Receptionists	NOC Skill Level C	18	22	23
25.	6222	Retail and wholesale buyers	NOC Skill Level B	17	25	29
26.	5254	Program leaders and instructors in recreation, sport and fitness	NOC Skill Level B	17	21	16
27.	7611	Construction trades helpers and labourers	NOC Skill Level D	17	25	18
28.	4216	Other instructors	NOC Skill Level B	17	18	21
29.	1221	Administrative officers	NOC Skill Level B	16	22	27

JOB POSTINGS BY 3-DIGIT NOC, SKILL LEVEL, FREQUENCY & DURATION

What jobs are hard to fill and/or in-demand?

	3-DIGIT NOC CODE	3-DIGIT NOC LABEL	OCCUPATION'S SKILL LEVEL	POSTING COUNT ▾	AVG POSTING LENGTH IN DAYS	MEDIAN POSTING LENGTH IN DAYS
1.	642	Retail salespersons	NOC Skill Level C	111	31	29
2.	751	Motor vehicle and transit drivers	NOC Skill Level C	93	34	29
3.	655	Customer and information services representatives	NOC Skill Level C	83	25	18
4.	421	Paraprofessional occupations in legal, social, community and education services	NOC Skill Level B	76	27	29
5.	673	Cleaners	NOC Skill Level D	63	34	29
6.	441	Home care providers and educational support occupations	NOC Skill Level C	61	43	29
7.	632	Chefs and cooks	NOC Skill Level B	45	40	29
8.	301	Professional occupations in nursing	NOC Skill Level A	45	32	29
9.	654	Security guards and related security service occupations	NOC Skill Level C	44	27	29
10.	062	Retail and wholesale trade managers	NOC Skill Level A	44	30	29
11.	124	Office administrative assistants - general, legal and medical	NOC Skill Level B	42	32	29
12.	321	Medical technologists and technicians (except dental health)	NOC Skill Level B	41	28	29
13.	111	Auditors, accountants and investment professionals	NOC Skill Level A	37	31	29
14.	122	Administrative and regulatory occupations	NOC Skill Level B	36	24	29
15.	226	Other technical inspectors and regulatory officers	NOC Skill Level B	35	30	29
16.	662	Other sales support and related occupations	NOC Skill Level D	35	34	29
17.	745	Longshore workers and material handlers	NOC Skill Level C	35	32	29
18.	141	General office workers	NOC Skill Level C	30	24	24
19.	228	Technical occupations in computer and information systems	NOC Skill Level B	29	23	16
20.	012	Senior managers - construction, transportation, production and utilities	NOC Skill Level A	29	27	29
21.	671	Food counter attendants, kitchen helpers and related support occupations	NOC Skill Level D	29	28	27
22.	661	Cashiers	NOC Skill Level D	29	40	25
23.	843	Agriculture and horticulture workers	NOC Skill Level C	27	45	32
24.	731	Machinery and transportation equipment mechanics (except motor vehicles)	NOC Skill Level B	27	36	29
25.	752	Heavy equipment operators	NOC Skill Level C	26	26	29
26.	071	Managers in customer and personal services, n.e.c.	NOC Skill Level A	26	30	28.5
27.	341	Assisting occupations in support of health services	NOC Skill Level C	24	22	16
28.	622	Technical sales specialists in wholesale trade and retail and wholesale buyers	NOC Skill Level B	23	27	29

JOB POSTINGS BY 2-DIGIT NOC, SKILL LEVEL, FREQUENCY & DURATION

What jobs are hard to fill and/or in-demand?

	2-DIGIT NOC CODE	2-DIGIT NOC LABEL	OCCUPATION'S SKILL LEVEL	POSTING COUNT ▾	AVG POSTING LENGTH IN DAYS	MEDIAN POSTING LENGTH IN DAYS
1.	65	Service representatives and other customer and personal services occupations	NOC Skill Level C	172	29	29
2.	75	Transport and heavy equipment operation and related maintenance occupations	NOC Skill Level C	125	33	29
3.	64	Sales representatives and salespersons - wholesale and retail trade	NOC Skill Level C	111	31	29
4.	22	Technical occupations related to natural and applied sciences	NOC Skill Level B	104	31	29
5.	67	Service support and other service occupations, n.e.c.	NOC Skill Level D	96	32	29
6.	12	Administrative and financial supervisors and administrative occupations	NOC Skill Level B	93	28	29
7.	42	Paraprofessional occupations in legal, social, community and education services	NOC Skill Level B	76	27	29
8.	63	Service supervisors and specialized service occupations	NOC Skill Level B	65	40	29
9.	66	Sales support occupations	NOC Skill Level D	64	37	29
10.	06	Middle management occupations in retail and wholesale trade and customer services	NOC Skill Level A	62	33	29
11.	44	Care providers and educational, legal and public protection support occupations	NOC Skill Level C	61	43	29
12.	14	Office support occupations	NOC Skill Level C	60	24	24
13.	72	Industrial, electrical and construction trades	NOC Skill Level B	59	35	29
14.	31	Professional occupations in health (except nursing)	NOC Skill Level A	59	29	29
15.	32	Technical occupations in health	NOC Skill Level B	55	32	29
16.	73	Maintenance and equipment operation trades	NOC Skill Level B	52	36	29
17.	74	Other installers, repairers and servicers and material handlers	NOC Skill Level C	49	31	29
18.	01	Senior managers - construction, transportation, production and utilities	NOC Skill Level A	48	27	29
19.	11	Professional occupations in business and finance	NOC Skill Level A	46	30	29
20.	30	Professional occupations in nursing	NOC Skill Level A	45	32	29
21.	62	Retail sales supervisors and specialized sales occupations	NOC Skill Level B	42	32	29
22.	21	Professional occupations in natural and applied sciences	NOC Skill Level A	41	36	29
23.	76	Trades helpers, construction labourers and related occupations	NOC Skill Level D	30	35	29
24.	41	Professional occupations in law and social, community and government services	NOC Skill Level A	30	23	20.5
25.	84	Workers in natural resources, agriculture and related production	NOC Skill Level C	29	45	32
26.	92	Processing, manufacturing and utilities supervisors and central control operators	NOC Skill Level B	27	30	29
27.	07	Managers in customer and personal services, n.e.c.	NOC Skill Level A	26	30	28.5

MULTILINGUAL JOB POSTINGS BY THE NUMBERS

ACTIVE POSTINGS
72

NEW POSTINGS
72

COMPANIES
33

LANGUAGES
5

OF DAYS POSTED

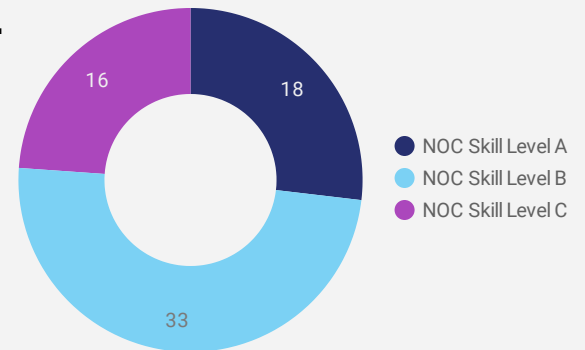
AVERAGE
28.3

MEDIAN
17

MULTILINGUAL JOB POSTINGS BY SKILL LEVEL

What language skills are employers looking for by occupational skill level?

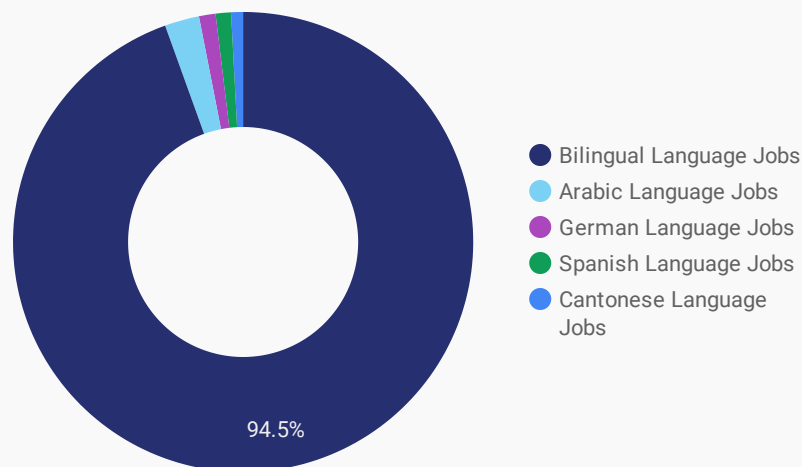
- 18** Skill Level A - Management/ Professional Occupations usually requiring University
- 33** Skill Level B - Usually college education or apprenticeship training
- 16** Skill Level C - Usually secondary education or occupation-specific training
- 0** Skill Level D - Usually on-the-job training



LANGUAGES	NOC Skill Level A	NOC Skill Level B	NOC Skill Level C
Bilingual Language Jobs
Arabic Language Jobs		2	
Cantonese Language Jobs		1	
Spanish Language Jobs	1		
German Language Jobs	1		

LANGUAGE SKILLS BREAKDOWN

Which kinds of language skills do employers seek?



	LANGUAGES	POSTING COUNT
1.	Bilingual Language Jobs	67
2.	Arabic Language Jobs	2
3.	German Language Jobs	1
4.	Spanish Language Jobs	1
5.	Cantonese Language Jobs	1

Post Date Timeline of this Month's Active Job Postings



LANGUAGE SKILLS BEING RECRUITED BY SKILL TYPE

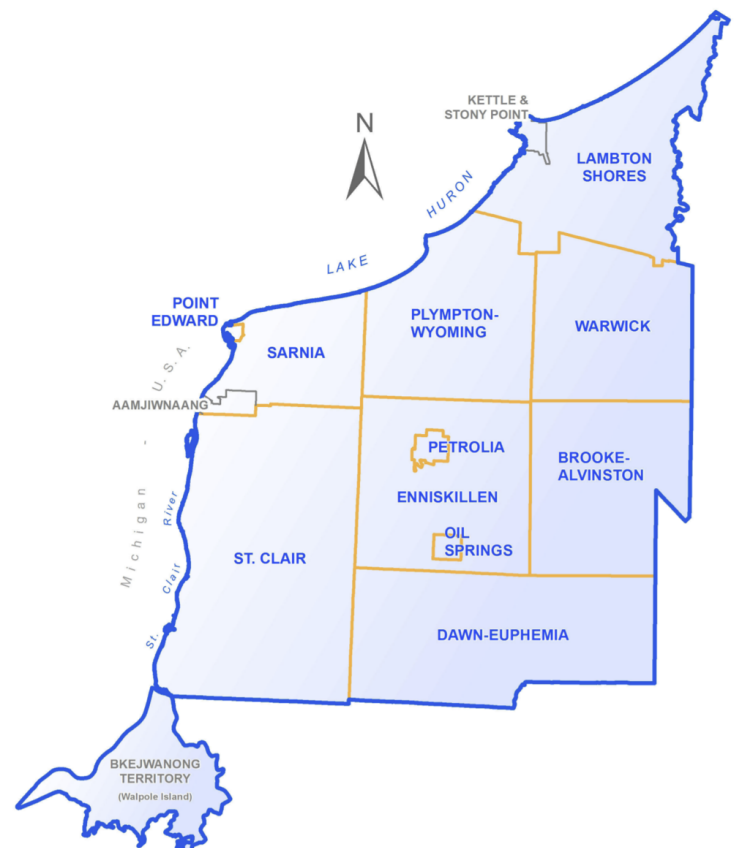
What language skills are sought by 1-Digit NOC?

SKILL TYPE NAME	Bilingual Lan...	Arabic Lang...	Cantonese L...	Spanish Lan...	German Lan...	Grand total
Business, finance and administration occu...	3	1				4
Health occupations	9					9
Management occupations	6			1		7
Natural and applied sciences and related o...	6					6
Natural resources, agriculture and related ...	1					1
Occupations in art, culture, recreation and ...	3				1	4
Occupations in education, law and social, ...	20	1				21
Sales and service occupations	9		1			10
Trades, transport and equipment operator...	5					5
Grand total	62	2	1	1	1	67

MULTILINGUAL JOB POSTINGS BY MUNICIPALITY

What language skills are sought by 4-Digit NOC?

MUNICIPALITY	JOB LANGUAGES	AVG POSTING LENGTH IN DAYS	MEDIAN POSTING LENGTH IN DAYS
1. City of Sarnia	66	25.4	17
2. Village of Point Edward	2	29.0	29
3. Town of Plympton-Wyoming	1	126.0	126
4. First Nations	1	15.0	15
5. Township of Warwick	1	30.0	30
6. Township of St. Clair	1	131.0	131



LANGUAGE DEMAND BY JOB

What language skills are sought by 4-Digit NOC?

4 DIGIT NOC NAME	POSTINGS
1. Other instructors	12
2. Registered nurses and registered psychi...	6
3. Other customer and information service...	6
4. Social and community service workers	5
5. Program leaders and instructors in recre...	3
6. Managers in health care	3
7. Home support workers, housekeepers an...	3
8. Retail salespersons	2
9. Construction millwrights and industrial ...	2
10. Petroleum engineers	2
11. Audiologists and speech-language pathol...	1
12. Property administrators	1
13. Heavy-duty equipment mechanics	1
14. Other small engine and small equipment...	1
15. Computer and information systems man...	1
16. Letter carriers	1
17. Elementary and secondary school teache...	1
18. Retail and wholesale trade managers	1
19. Computer network technicians	1
20. Inspectors in public and environmental h...	1
21. Accounting technicians and bookkeepers	1
22. Information systems analysts and consu...	1
23. Nurse aides, orderlies and patient servic...	1
24. Managers in social, community and corr...	1
25. Translators, terminologists and interpret...	1
26. Human resources managers	1
27. Real estate agents and salespersons	1
28. Administrative assistants	1
29. Automotive service technicians, truck an...	1
30. Underground mine service and support w...	1
31. Construction inspectors	1
32. Customer services representatives - fina...	1

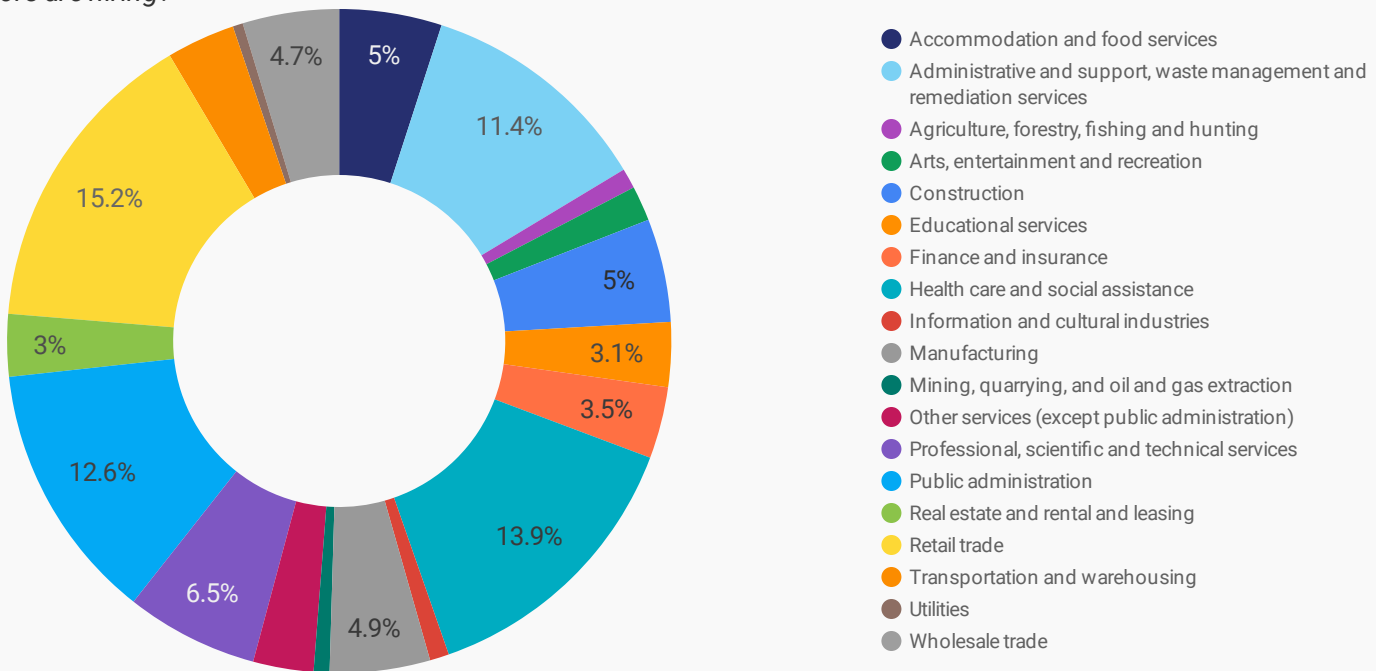
MULTILINGUAL HIRING EMPLOYERS

Which employers are seeking multilingual candidates?

COMPANY	POSTINGS
1. Varsity Tutors	14
2. Victorian Order of Nurses	12
3. ACE Services MÃ@caniques	5
4. Pathways Health Centre for Children	5
5. Sun Life Financial	3
6. STEM Camp	3
7. Alzheimer Society Sarnia - Lambton	2
8. YMCA of Southwestern Ontario	2
9. Marriott International, Inc	2
10. Fairstone Financial Inc.	1
11. Contact North	1
12. Imperial Oil Limited	1
13. Erie St. Clair LHIN	1
14. Federal Bridge Corporation Ltd. / FBCL	1
15. Canada Post	1
16. BELL MOBILITY/BELL MOBILITÃ%	1
17. Allstate Insurance	1
18. CGI Group	1
19. The Federal Bridge Corporation Limited	1
20. Lowe's	1
21. OWSA Rail Car	1
22. Bayshore Home Care Solutions	1
23. Suncor	1
24. Kelly CA	1
25. St. Clair Catholic District School Board	1
26. Municipal Property Assessment Corporation	1
27. Twin Creeks Greenhouse Inc.	1

TOP HIRING SECTORS BY 2-DIGIT NAICS CODE

What sectors are hiring?



	NAICS CODE	2-DIGIT NAICS LABEL	POSTING COUNT	AVG POSTING LENGTH IN DAYS	MEDIAN POSTING LENGTH IN DAYS
1.	44-45	Retail trade	302	32.8	29
2.	62	Health care and social assistance	258	32.7	29
3.	91	Public administration	230	31.2	29
4.	56	Administrative and support, waste management and remediation services	221	32.6	29
5.	54	Professional, scientific and technical services	124	26.9	29
6.	31-33	Manufacturing	101	30.3	29
7.	72	Accommodation and food services	95	34.6	29
8.	41	Wholesale trade	89	33.1	29
9.	23	Construction	84	25.3	29
10.	48-49	Transportation and warehousing	69	32.2	29
11.	52	Finance and insurance	68	28.0	29
12.	53	Real estate and rental and leasing	61	27.8	25
13.	81	Other services (except public administration)	58	32.9	29
14.	61	Educational services	56	23.3	21
15.	71	Arts, entertainment and recreation	35	34.8	29
16.	11	Agriculture, forestry, fishing and hunting	24	40.0	30
17.	51	Information and cultural industries	19	29.4	29
18.	21	Mining, quarrying, and oil and gas extraction	13	21.8	29
19.	22	Utilities	11	27.1	29

NOTE: NAICS code 56 includes Employment Agencies. Manufacturing includes codes 31-33, Retail Trade includes codes 44-45 and Transportation and Warehousing includes codes 48-49.

TOP HIRING SECTORS BY 3-DIGIT NAICS CODE

What sectors are hiring?

	NAICS CODE	3-DIGIT NAICS LABEL	POSTING COUNT ▾	AVERAGE POSTING LENGTH IN DAYS	MEDIAN POSTING LENGTH IN DAYS
1.	561	Administrative and support services	190	33.1	29
2.	912	Provincial and territorial public administration	135	31.8	30
3.	621	Ambulatory health care services	124	35.4	29
4.	541	Professional, scientific and technical services	124	26.9	29
5.	913	Local, municipal and regional public administration	77	30.6	29
6.	722	Food services and drinking places	67	38.1	29
7.	444	Building material and garden equipment and supplies dealers	61	28.3	16.5
8.	611	Educational services	56	23.3	21
9.	522	Credit intermediation and related activities	50	29.1	29
10.	622	Hospitals	50	35.1	29
11.	624	Social assistance	46	30.6	29
12.	453	Miscellaneous store retailers	42	49.8	29
13.	531	Real estate	40	20.4	16
14.	452	General merchandise stores	38	38.6	29
15.	623	Nursing and residential care facilities	38	23.2	29
16.	236	Construction of buildings	36	30.6	29
17.	446	Health and personal care stores	35	26.6	29
18.	713	Amusement, gambling and recreation industries	35	34.8	29
19.	238	Specialty trade contractors	35	21.9	15
20.	325	Chemical manufacturing	34	31.9	29
21.	813	Religious, grant-making, civic, and professional and similar organizations	34	32.2	29
22.	416	Building material and supplies merchant wholesalers	33	37.7	29
23.	562	Waste management and remediation services	31	29.7	29
24.	445	Food and beverage stores	30	28.8	29
25.	448	Clothing and clothing accessories stores	29	35.6	29
26.	721	Accommodation services	28	26.8	29
27.	417	Machinery, equipment and supplies merchant wholesalers	23	32.4	29
28.	442	Furniture and home furnishings stores	23	30.1	29
29.	484	Truck transportation	22	36.2	23
30.	111	Crop production	20	39.8	29.5
31.	522	Rental and leasing services	19	42.2	29

TOP HIRING SECTORS BY 4-DIGIT NAICS CODE

What sectors are hiring?

	NAICS CODE	4-DIGIT NAICS LABEL	POSTING COUNT ▾	AVERAGE POSTING LENGTH IN DAYS	MEDIAN POSTING DAYS IN LENGTH
1.	9122	Provincial labour and employment services	130	31.5	30
2.	5613	Employment services	109	36.0	28
3.	6216	Home health care services	79	39.9	29
4.	9139	Other local, municipal and regional public administration	77	30.6	29
5.	7225	Full-service restaurants and limited-service eating places	58	39.1	29
6.	4441	Building material and supplies dealers	51	28.3	16.5
7.	6221	General medical and surgical hospitals	50	35.1	29
8.	5616	Investigation and security services	41	23.5	29
9.	5221	Depository credit intermediation	39	31.9	29
10.	4461	Health and personal care stores	35	26.6	29
11.	6241	Individual and family services	32	30.1	29
12.	5617	Services to buildings and dwellings	31	32.3	29
13.	5413	Architectural, engineering and related services	31	29.3	29
14.	5313	Activities related to real estate	29	19.6	15
15.	4481	Clothing stores	29	35.6	29
16.	2361	Residential building construction	27	31.8	29
17.	4161	Electrical, plumbing, heating and air-conditioning equipment and supplies merchant wholesalers	27	38.9	29
18.	8134	Civic and social organizations	26	33.0	29
19.	7211	Traveller accommodation	24	26.5	29
20.	7139	Other amusement and recreation industries	24	26.7	29
21.	5419	Other professional, scientific and technical services	24	24.1	29
22.	6116	Other schools and instruction	23	20.3	21
23.	5412	Accounting, tax preparation, bookkeeping and payroll services	23	22.6	18
24.	4421	Furniture stores	23	30.1	29
25.	4841	General freight trucking	21	35.5	19.5
26.	3251	Basic chemical manufacturing	20	34.5	29
27.	4451	Grocery stores	20	30.6	29
28.	6213	Offices of other health practitioners	20	28.5	29
29.	4529	Other general merchandise stores	20	41.3	29
30.	5416	Management, scientific and technical consulting services	19	32.3	29
31.	5622	Waste treatment and disposal	18	29.2	29

TOP HIRING SECTORS BY 5-DIGIT NAICS CODE

What sectors are hiring?

	NAICS CODE	5-DIGIT NAICS LABEL	POSTING COUNT ▾	AVERAGE POSTING LENGTH IN DAYS	MEDIAN POSTING LENGTH IN DAYS
1.	91221	Provincial labour and employment services	130	31.5	30
2.	56131	Employment placement agencies and executive search services	109	36.0	28
3.	62161	Home health care services	79	39.9	29
4.	91391	Other local, municipal and regional public administration	77	30.6	29
5.	72251	Full-service restaurants and limited-service eating places	58	39.1	29
6.	62211	General medical and surgical hospitals	50	35.1	29
7.	44411	Home centres	50	28.2	16
8.	56161	Investigation, guard and armoured car services	37	24.0	29
9.	52211	Banking	32	32.5	29
10.	53131	Real estate property managers	28	19.3	14
11.	44611	Pharmacies and drug stores	27	25.8	29
12.	23611	Residential building construction	27	31.8	29
13.	81341	Civic and social organizations	26	33.0	29
14.	54133	Engineering services	24	29.9	29
15.	72111	Hotels (except casino hotels) and motels	24	26.5	29
16.	61169	All other schools and instruction	23	20.3	21
17.	41612	Plumbing, heating and air-conditioning equipment and supplies merchant wholesalers	23	40.5	29
18.	44211	Furniture stores	23	30.1	29
19.	54121	Accounting, tax preparation, bookkeeping and payroll services	23	22.6	18
20.	62412	Services for the elderly and persons with disabilities	21	30.8	29
21.	45299	All other general merchandise stores	20	41.3	29
22.	44511	Supermarkets and other grocery (except convenience) stores	19	31.4	29
23.	56172	Janitorial services	18	31.9	29
24.	48412	General freight trucking, long distance	18	35.4	16
25.	45211	Department stores	18	35.7	29
26.	56221	Waste treatment and disposal	18	29.2	29
27.	61121	Community colleges and C.E.G.E.P.s	17	26.1	29
28.	62331	Community care facilities for the elderly	17	24.6	29
29.	61111	Elementary and secondary schools	15	25.2	24.5
30.	32511	Petrochemical manufacturing	15	29.4	29
31.	71394	Fitness and recreational sports centres	14	23.1	26

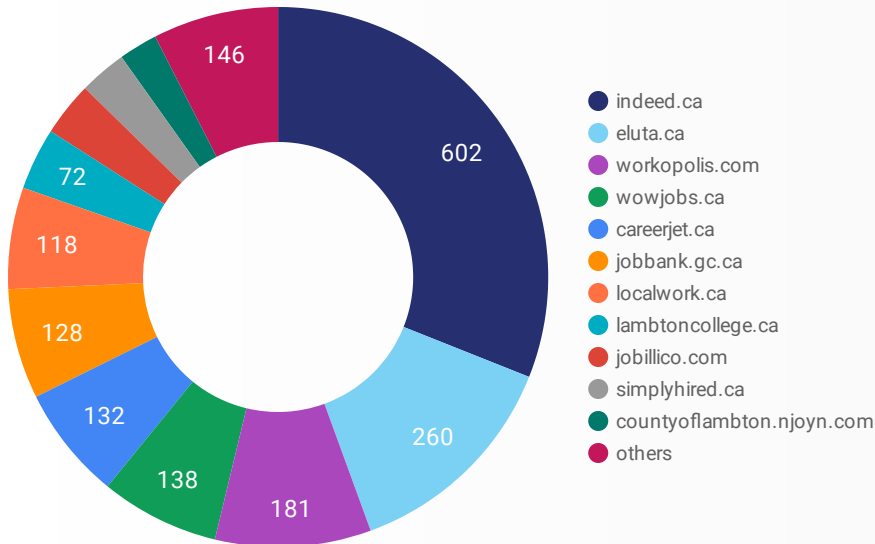
TOP HIRING SECTORS BY 6-DIGIT NAICS CODE

What sectors are hiring?

	NAICS CODE	6-DIGIT NAICS LABEL	POSTING COUNT ▾	AVG POSTING LENGTH IN DAYS	MEDIAN POSTING LENGTH IN DAYS
1.	912210	Provincial labour and employment services	130	31.5	30
2.	561310	Employment placement agencies and executive search services	109	36.0	28
3.	621610	Home health care services	79	39.9	29
4.	913910	Other local, municipal and regional public administration	77	30.6	29
5.	444110	Home centres	50	28.2	16
6.	622111	General (except paediatric) hospitals	50	35.1	29
7.	561612	Security guard and patrol services	36	23.9	29
8.	722511	Full-service restaurants	32	45.9	29
9.	522111	Personal and commercial banking industry	32	32.5	29
10.	531310	Real estate property managers	28	19.3	14
11.	236110	Residential building construction	27	31.8	29
12.	446110	Pharmacies and drug stores	27	25.8	29
13.	722512	Limited-service eating places	26	31.4	29
14.	813410	Civic and social organizations	26	33.0	29
15.	721111	Hotels	24	26.5	29
16.	541330	Engineering services	24	29.9	29
17.	611690	All other schools and instruction	23	20.3	21
18.	416120	Plumbing, heating and air-conditioning equipment and supplies merchant wholesalers	23	40.5	29
19.	442110	Furniture stores	23	30.1	29
20.	624120	Services for the elderly and persons with disabilities	21	30.8	29
21.	541212	Offices of accountants	20	22.1	18
22.	445110	Supermarkets and other grocery (except convenience) stores	19	31.4	29
23.	561722	Janitorial services (except window cleaning)	18	31.9	29
24.	484121	General freight trucking, long distance, truck-load	18	35.4	16
25.	562210	Waste treatment and disposal	18	29.2	29
26.	452999	All other miscellaneous general merchandise stores	18	42.7	24
27.	452110	Department stores	18	35.7	29
28.	623310	Community care facilities for the elderly	17	24.6	29
29.	611210	Community colleges and C.E.G.E.P.s	17	26.1	29
30.	611110	Elementary and secondary schools	15	25.2	24.5
31.	325110	Petrochemical manufacturing	15	29.4	29

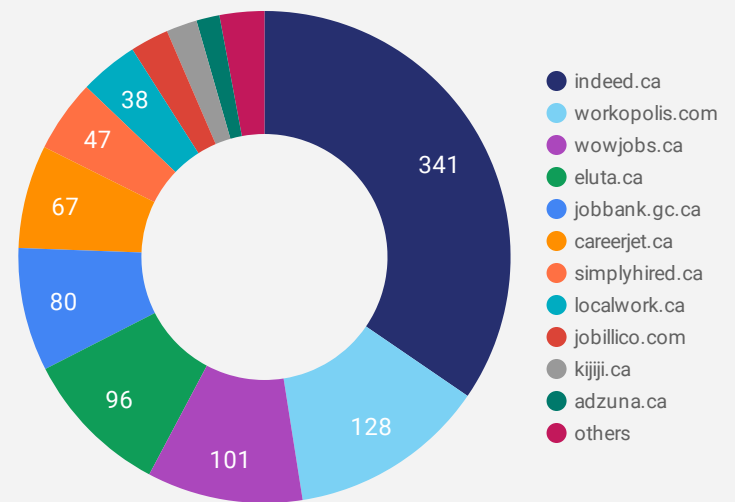
JOB POSTINGS BY JOB BOARD

What share of unique job postings appear on each job board?



COMPANIES BY JOB BOARD

What share of unique job postings appear on each job board?



JOB POSTING DETAILS BY JOB BOARD

How does job posting activity differ by job board?

	JOB BOARD	POSTING COUNT ▾	AVG POSTING LENGTH IN DAYS	MEDIAN POSTING LENGTH IN DAYS	# OF COMPANIES
1.	indeed.ca	602	33	29	341
2.	eluta.ca	260	31	29	96
3.	workopolis.com	181	23	15	128
4.	wowjobs.ca	138	20	16	101
5.	careerjet.ca	132	43	29	67
6.	jobbank.gc.ca	128	43	32	80
7.	localwork.ca	118	13	10	38
8.	lambtoncollege.ca	72	38	33	1
9.	jobillico.com	63	46	26	25
10.	simplyhired.ca	55	24	15	47
11.	countyoflambton.njoyn.com	45	21	15	1
12.	adzuna.ca	33	21	15	15
13.	kijiji.ca	31	17	15	20
14.	careerarc.com	21	42	24	5
15.	theworkplacegroup.ca	9	30	30	2
16.	sarnia.ca	9	65	66	1
17.	en.agilus.ca	7	32	32	1
18.	network.applytoeducation.com	5	8	5	2