

JOB DEMAND REPORT

JULY 2022

HIGHLIGHTS

JOB POSTINGS BY THE NUMBERS

POSTING COUNT	NEW POSTINGS	COMPANIES	JOB BOARDS
1,986	1,125	799	30

OF DAYS POSTED

AVERAGE	MEDIAN
22.7	28

REPORT BUILDER

The default filter selection below will show all job demand data for the month. You can use the filters to create a customized report for the purpose of understanding a subset of the data.

OCCUPATION FILTERS

SKILL TYPE NAME / 1-DIGIT NOC	▼
MAJOR GROUP / 2-DIGIT NOC	▼
MINOR GROUP / 3-DIGIT NOC	▼
UNIT GROUP / 4-DIGIT NOC	▼
SKILL LEVEL	▼
JOB TYPE	▼
JOB DURATION	▼
ADDITIONAL LANGUAGE	▼
SPECIFIC JOB TAGS	▼

INDUSTRY/SECTOR FILTERS

HIRING SECTOR BY 2-DIGIT NAICS CODE	▼
HIRING SECTOR BY 3-DIGIT NAICS CODE	▼
HIRING SECTOR BY 4-DIGIT NAICS CODE	▼
HIRING SECTOR BY 5-DIGIT NAICS CODE	▼
HIRING SECTOR BY 6-DIGIT NAICS CODE	▼

OTHER FILTERS

MUNICIPALITY	▼
CITY OR COUNTY	▼
JOB BOARD	▼

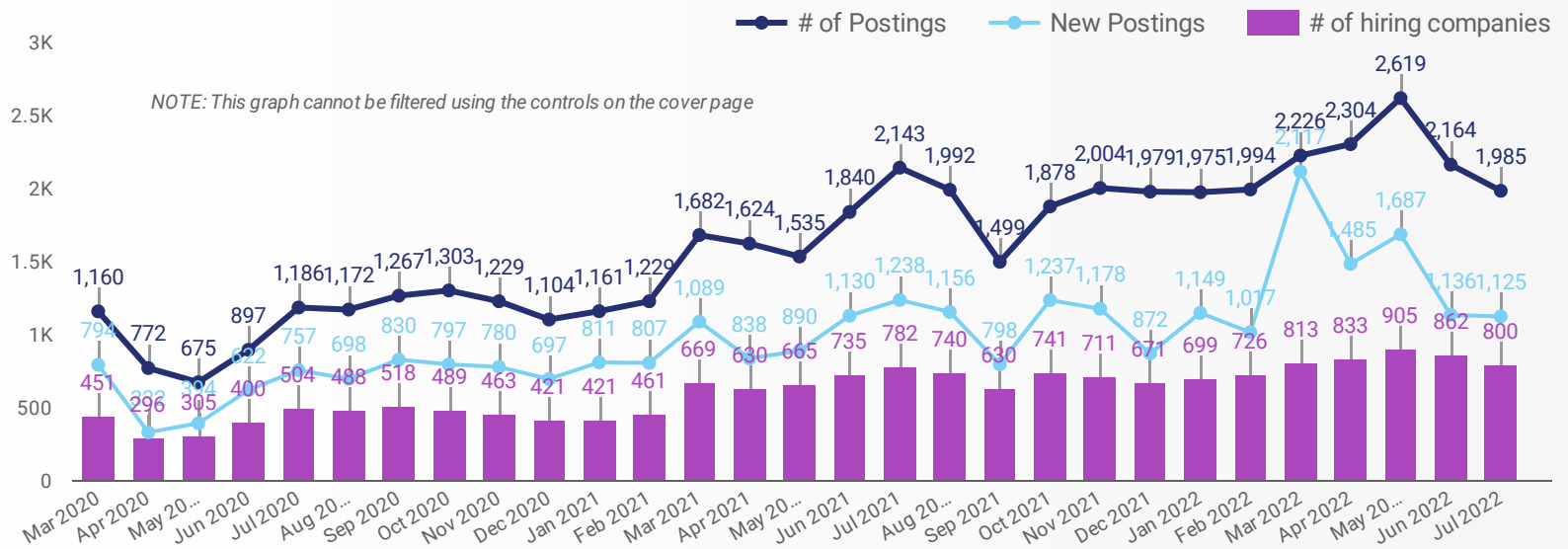
NOC = National Occupation Classification | NAICS = North American Industry Classification System

Source:

Job posting data collected by the Sarnia Lambton Workforce Development Board from job boards and employer websites who recruit candidates in the City of Sarnia and Lambton County.

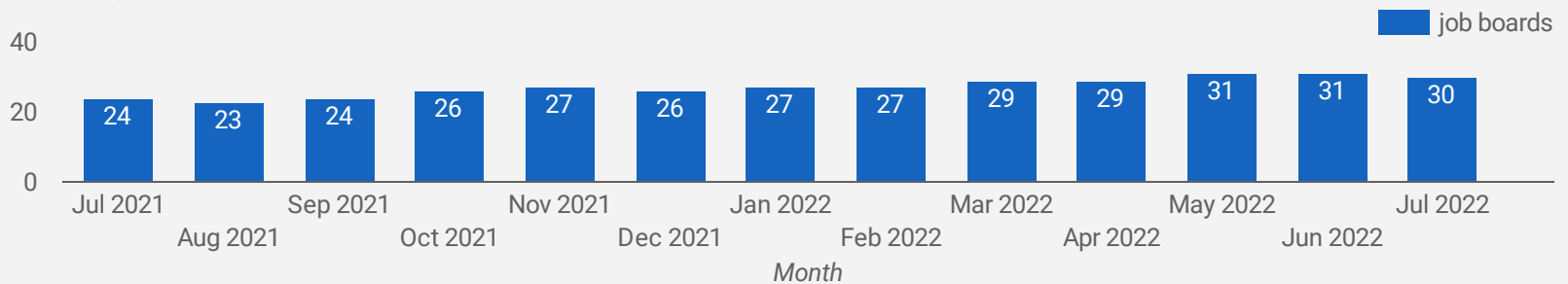
JOB POSTINGS BY MONTH FOR SARNIA & LAMBTON AREA

How many job postings were active for at least 1 day this month?



NUMBER OF ACTIVE JOB BOARDS

How many job postings were active for at least 1 day this month on these job boards?



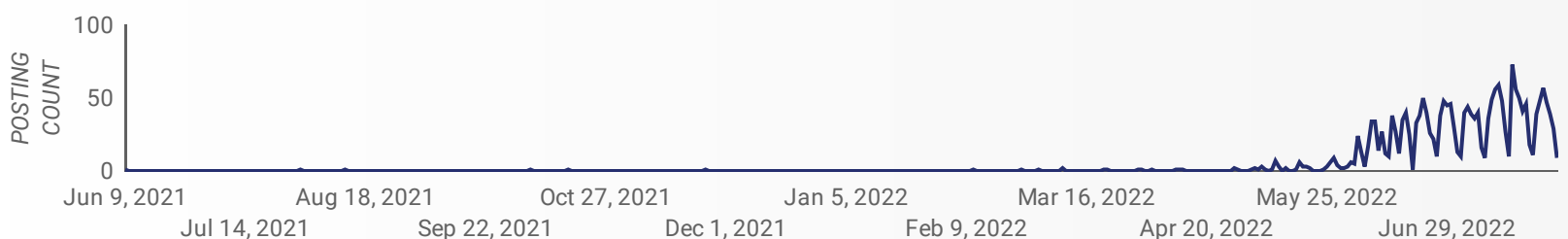
AVG & MEDIAN POSTING LENGTH BY DAYS

How long are employers having to recruit for to find candidates to fill their job vacancies?



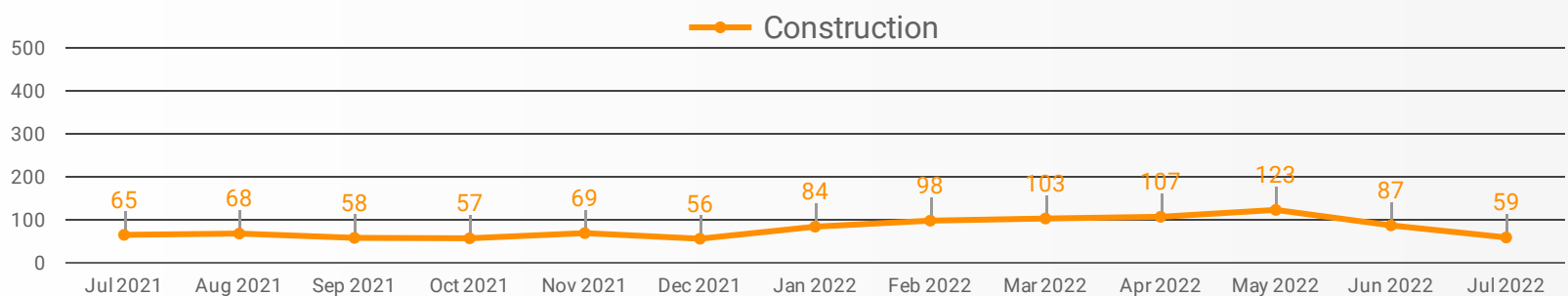
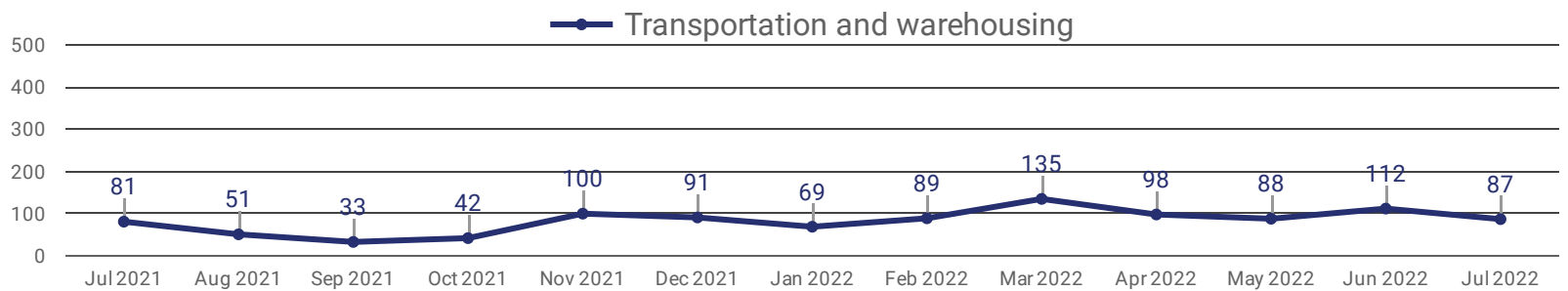
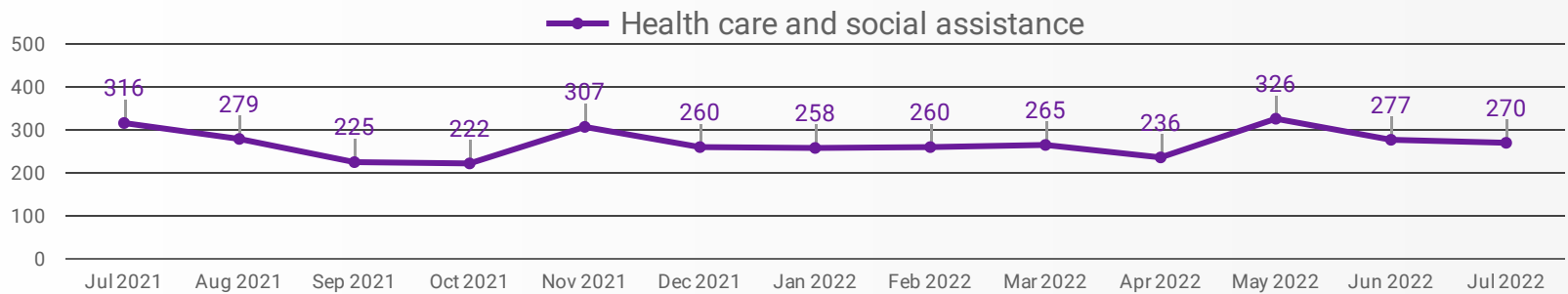
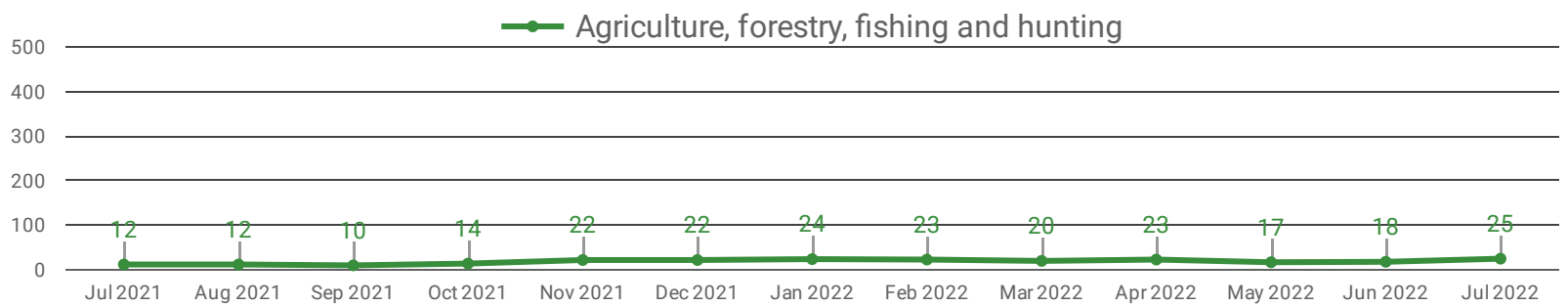
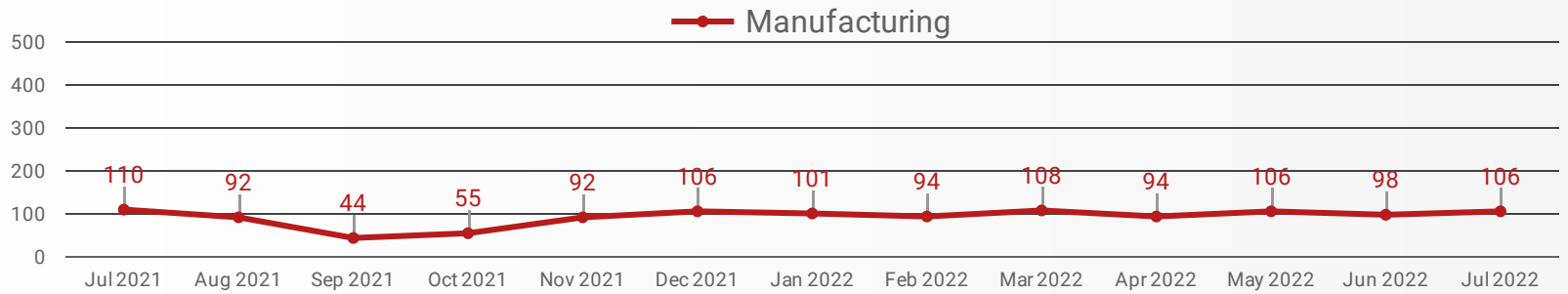
POST DATE TIMELINE FOR THIS MONTH'S ACTIVE JOB POSTINGS

How many job postings were active for at least 1 day this month?



DEMAND BY KEY SECTOR (SARNIA & LAMBTON AREA)

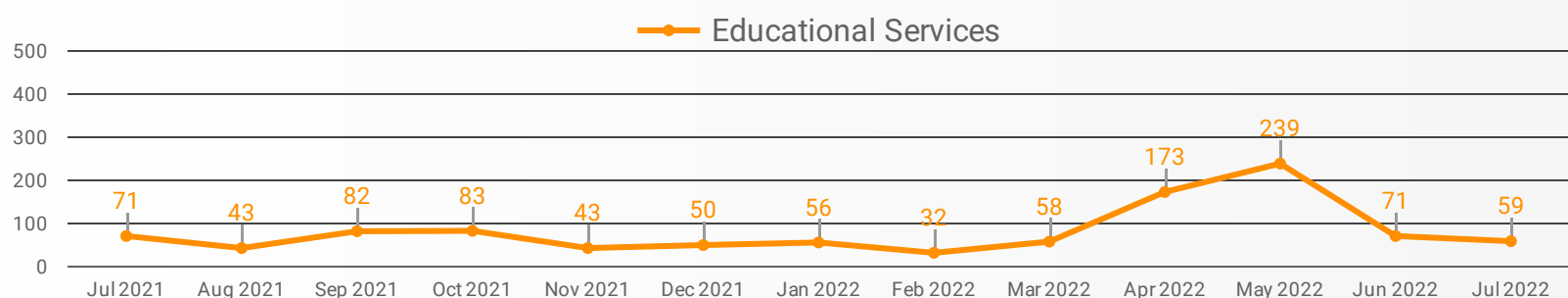
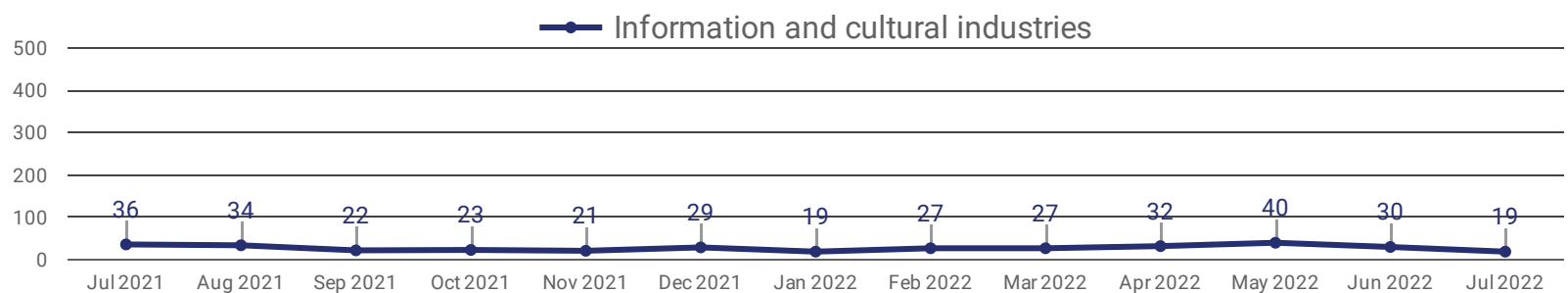
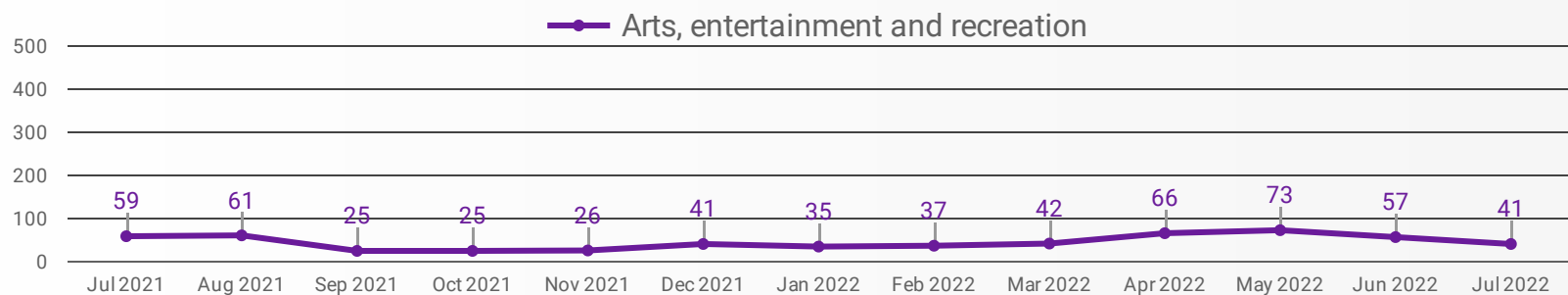
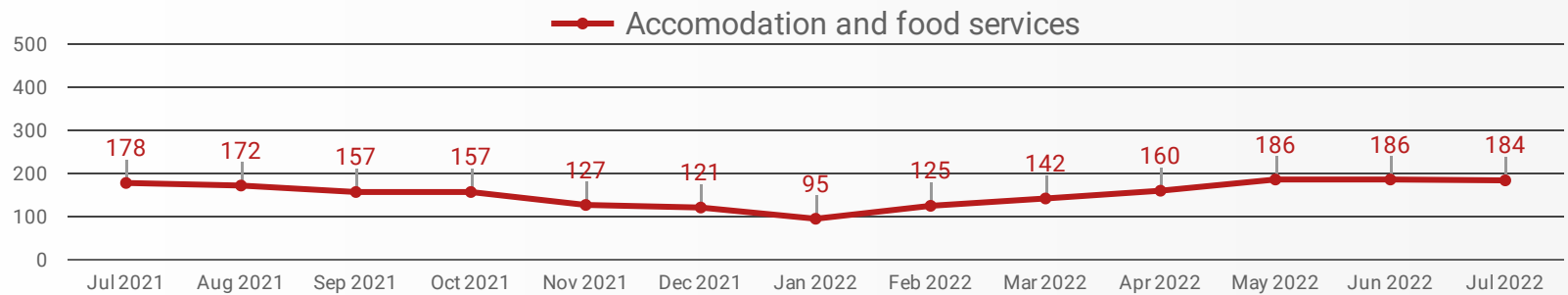
How many job postings were active for at least 1 day this month by sector?



NOTE: This graph cannot be filtered using the controls on the cover page

DEMAND BY IMPACTED SECTOR (SARNIA & LAMBTON COUNTY)

How many job postings were active for at least 1 day this month by sector?

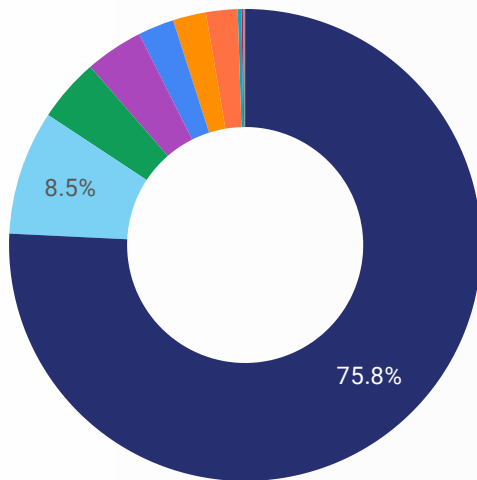


NOTE: This graph cannot be filtered using the controls on the cover page

JOB POSTINGS BY MUNICIPALITY

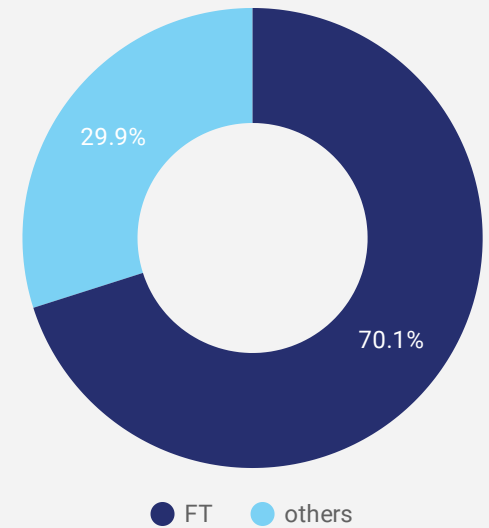
Where are job opportunities being offered?

	MUNICIPALITY	POSTING COUNT	AVG POSTING LENGTH IN DAYS	MEDIAN POSTING LENGTH IN DAYS
1.	City of Sarnia	1,504	22.8	28
2.	Municipality of Lambton Shores	169	22.1	28
3.	Town of Petrolia	86	21.0	26
4.	Township of St. Clair	79	24.5	28
5.	Township of Warwick	49	22.2	27
6.	Village of Point Edward	45	23.4	28
7.	Town of Plympton-Wyoming	43	22.9	28
8.	Township of Dawn-Euphemia	5	19.3	15
9.	Township of Enniskillen	2	28.0	28
10.	Municipality of Brooke-Alvinston	2	28.0	28
11.	Village of Oil Springs	1		



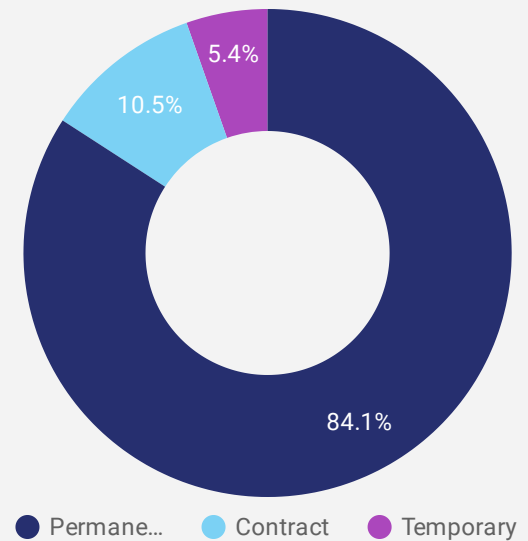
JOB TYPE

Full-time vs Part-time



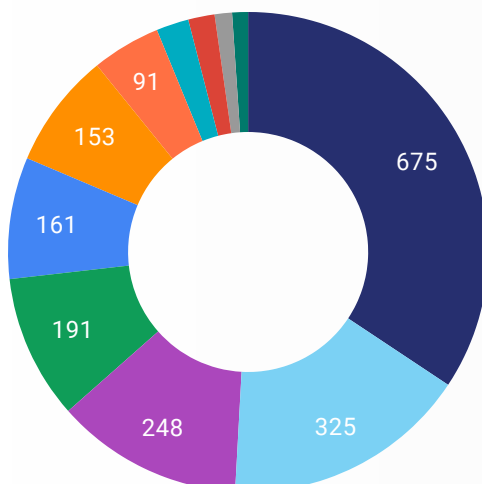
JOB DURATION

Permanency of jobs posted




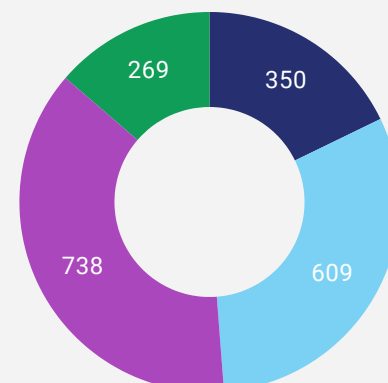
JOB POSTINGS BY JOB CATEGORY

What broad occupational category is being recruited?



JOB POSTINGS BY SKILL LEVEL

What education do occupations typically require?



Skill Level A = Usually University education | Skill Level B = Usually College education or Apprenticeship training | Skill Level C = Usually Secondary education or occupation-specific training | Skill Level D = Usually on-the-job training

TOP HIRING COMPANIES & AGENCIES











What companies are hiring?

	COMPANY	POSTINGS ▾	AVERAGE POSTING DURATION IN DAYS	MEDIAN POSTING DURATION IN DAYS
1.	Community Employment Services - Lambton College Petrolia	89	23.4	22
2.	EXPRESS EMPLOYMENT PROFESSIONALS	55	30.6	28
3.	Bluewater Health	49	24.0	28
4.	County of Lambton	44	26.4	28
5.	Lambton College	37	20.0	22
6.	Victorian Order of Nurses	26	18.6	13
7.	Steeves and Rozema Group	19	26.6	28
8.	Compass Group Canada	19	15.3	14
9.	Paladin Security	18	26.5	21
10.	Lowe's	15	15.5	14
11.	METRO INC.	15	20.8	27
12.	Shoppers Drug Mart	15	26.5	28
13.	Staples	14	16.7	14
14.	St. Clair Catholic District School Board	13	15.0	15
15.	The WorkPlace Group	13	27.3	26
16.	Home Depot	13	19.0	22
17.	YMCA of Southwestern Ontario	12	21.0	21
18.	City of Sarnia	11	18.4	14
19.	CarePartners	11	18.6	28
20.	Gateway Casinos	10	22.6	15
21.	Tim Hortons	10	12.0	9
22.	Reliance Home Comfort	10	16.2	14
23.	Marriott International, Inc	10	28.1	31
24.	Canadian Tire	10	14.0	14
25.	Lambton County Developmental Services	9	26.0	28
26.	Compass Group Usa Inc	9	null	null
27.	CIBC	9	22.0	28
28.	Bayshore Home Care Solutions	9	20.3	14
29.	Mobilize Jobs	8	16.0	16
30.	Waste Management	8	15.8	14
31.	Fiddick's Nursing Home	8	19.6	14

TOP HOURLY WAGES IN JOB POSTINGS

What are employers willing to pay to find the perfect candidate?

of Minimum Wage Jobs
47

	JOB TITLE	COMPANY	LOCATION	HOURLY WAGE ▾
1.	Independent Contractor Social Worker, Psychotherapist	Great Lakes Neurofeedback & Counselling	City of Sarnia	90 
2.	Nurse Practitioner - Primary Health Care	North Lambton Community Health Centre	City of Sarnia	65.47 
3.	Indoor Air Quality Technician (will Train!)	The WorkPlace Group	City of Sarnia	65 
4.	Indoor Air Quality Technician (will Train!)	Modern PURAIR Sarnia	City of Sarnia	65 
5.	General Labourer (will Train!)	The WorkPlace Group	City of Sarnia	65 
6.	Logging Company Corporate Controller	Naran Inc.	City of Sarnia	60 
7.	Certified Irata Level 3 Rope Access Technicians	Acuren Group Inc.	City of Sarnia	55 
8.	Construction Schedule Co-ordinator	CIMS Limited Partnership	Township of St. Clair	55 
9.	Rope Access Technician (rat)	Acuren Group Inc.	City of Sarnia	55 
10.	Professional Association Executive Director	Naran Inc.	City of Sarnia	55 
11.	Supervisor, EMS Operations	Community Employment Services - Lambton	City of Sarnia	53.74 
				1 - 100 / 343 < >

TOP SALARIES IN JOB POSTINGS

What are employers willing to pay to find the perfect candidate?

	JOB TITLE	COMPANY	LOCATION	ANNUAL SALARY ▾
1.	Chief Transformation Officer	Mainstreet Credit Union Limited	City of Sarnia	171,848 
2.	Driver, Truck	Air Products and Chemicals, Inc.	City of Sarnia	162,907.5 
3.	Full Time Or Part Time Optometrist	Kniaziew Optometry	Town of Petrolia	160,000 
4.	Nurse Practitioner - Primary Health Care	Martyn Chilvers Medicine Professional Corporation	City of Sarnia	150,000 
5.	Duty Counsel - Criminal	Legal Aid Ontario	City of Sarnia	142,422 
6.	Veterinarian	Robinson Veterinary Services	Town of Plympton-Wyoming	120,000 
7.	General Manager	Altom Transport	City of Sarnia	120,000 
8.	Az Driver- Car Hauler (fast/usa Runs)	CCT Auto-Trans Inc.	City of Sarnia	120,000 
9.	Process Solutions Business Development Manager	Electrical & Automation Industry Careers	City of Sarnia	120,000 
10.	Analyst, Maintenance Cost Controller	NOVA Chemicals Corporation	Township of St. Clair	110,000 
				1 - 100 / 468 < >

TOP IN-DEMAND SKILLS

How many times were these skills found in job postings?

ACTIVE JOB POSTINGS THIS MONTH

1,986




KEY JOB REQUIREMENTS

How often are these requirements desired in job postings?

ACTIVE JOB POSTINGS THIS MONTH

1,986



Driver's License

1



First Aid

121



Regular Access to a Vehicle

83



Criminal Record Check

114



Microsoft Office

128



Food Safety

42

JOB POSTINGS BY 4-DIGIT NOC, SKILL LEVEL, FREQUENCY & DURATION

What jobs are hard-to-fill and/or in-demand?

	4-DIGIT NOC CODE	4-DIGIT NOC LABEL	OCCUPATION'S SKILL LEVEL	POSTING COUNT	AVG POSTING LENGTH IN DAYS	MEDIAN POSTING LENGTH IN DAYS
1.	6421	Retail salespersons	NOC Skill Level C	122	22	28
2.	4412	Home support workers, housekeepers and related occupations	NOC Skill Level C	70	20	26
3.	7511	Transport truck drivers	NOC Skill Level C	67	21	15
4.	6322	Cooks	NOC Skill Level B	62	22	28
5.	621	Retail and wholesale trade managers	NOC Skill Level A	60	22	28
6.	6513	Food and beverage servers	NOC Skill Level C	59	20	15
7.	6552	Other customer and information services representatives	NOC Skill Level C	59	21	17
8.	1241	Administrative assistants	NOC Skill Level B	45	23	28
9.	6623	Other sales related occupations	NOC Skill Level D	43	21	28
10.	7452	Material handlers	NOC Skill Level C	42	23	28
11.	6731	Light duty cleaners	NOC Skill Level D	41	22	21
12.	4212	Social and community service workers	NOC Skill Level B	38	21	16
13.	6541	Security guards and related security service occupations	NOC Skill Level C	35	24	18
14.	6711	Food counter attendants, kitchen helpers and related support occupations	NOC Skill Level D	30	22	28
15.	3012	Registered nurses and registered psychiatric nurses	NOC Skill Level A	27	25	28
16.	7514	Delivery and courier service drivers	NOC Skill Level C	26	20	20
17.	6733	Janitors, caretakers and building superintendents	NOC Skill Level D	25	22	28
18.	7612	Other trades helpers and labourers	NOC Skill Level D	24	23	27.5
19.	7321	Automotive service technicians, truck and bus mechanics and mechanical repairers	NOC Skill Level B	24	23	14
20.	6211	Retail sales supervisors	NOC Skill Level B	20	23	28
21.	6611	Cashiers	NOC Skill Level D	20	21	21
22.	1411	General office support workers	NOC Skill Level C	19	23	28
23.		Supervisor	NOC Skill Level D	19	18	14
24.	6551	Customer services representatives - financial institutions	NOC Skill Level C	19	23	28
25.	1114	Other financial officers	NOC Skill Level A	18	18	14
26.	2263	Inspectors in public and environmental health and occupational health and safety	NOC Skill Level B	17	24	28
27.	6321	Chefs	NOC Skill Level B	17	24	28
28.	3219	Other medical technologists and technicians (except dental health)	NOC Skill Level B	16	21	28
29.	1414	Receptionists	NOC Skill Level C	16	25	28

JOB POSTINGS BY 3-DIGIT NOC, SKILL LEVEL, FREQUENCY & DURATION

What jobs are hard to fill and/or in-demand?

	3-DIGIT NOC CODE	3-DIGIT NOC LABEL	OCCUPATION'S SKILL LEVEL	POSTING COUNT ▾	AVG POSTING LENGTH IN DAYS	MEDIAN POSTING LENGTH IN DAYS
1.	642	Retail salespersons	NOC Skill Level C	122	22	28
2.	751	Motor vehicle and transit drivers	NOC Skill Level C	104	21	15
3.	651	Occupations in food and beverage service	NOC Skill Level C	80	21	16
4.	632	Chefs and cooks	NOC Skill Level B	79	22	28
5.	655	Customer and information services representatives	NOC Skill Level C	78	21	28
6.	673	Cleaners	NOC Skill Level D	75	23	28
7.	441	Home care providers and educational support occupations	NOC Skill Level C	70	20	26
8.	421	Paraprofessional occupations in legal, social, community and education services	NOC Skill Level B	65	20	14
9.	062	Retail and wholesale trade managers	NOC Skill Level A	60	22	28
10.	662	Other sales support and related occupations	NOC Skill Level D	58	22	28
11.	124	Office administrative assistants - general, legal and medical	NOC Skill Level B	46	23	28
12.	745	Longshore workers and material handlers	NOC Skill Level C	42	23	28
13.	111	Auditors, accountants and investment professionals	NOC Skill Level A	38	20	14
14.	141	General office workers	NOC Skill Level C	38	24	28
15.	321	Medical technologists and technicians (except dental health)	NOC Skill Level B	37	21	27
16.	654	Security guards and related security service occupations	NOC Skill Level C	35	24	18
17.	761	Trades helpers and labourers	NOC Skill Level D	33	24	28
18.	671	Food counter attendants, kitchen helpers and related support occupations	NOC Skill Level D	30	22	28
19.	122	Administrative and regulatory occupations	NOC Skill Level B	29	24	28
20.	323	Other technical occupations in health care	NOC Skill Level B	28	29	28
21.	152	Supply chain logistics, tracking and scheduling co-ordination occupations	NOC Skill Level C	28	21	16
22.	143	Financial, insurance and related administrative support workers	NOC Skill Level C	28	25	26
23.	301	Professional occupations in nursing	NOC Skill Level A	27	25	28
24.	341	Assisting occupations in support of health services	NOC Skill Level C	26	22	28
25.	732	Automotive service technicians	NOC Skill Level B	26	22	14.5
26.	226	Other technical inspectors and regulatory officers	NOC Skill Level B	25	19	15
27.	731	Machinery and transportation equipment mechanics (except motor vehicles)	NOC Skill Level B	25	26	28
28.	415	Social and community service professionals	NOC Skill Level A	21	24	28
29.	071	Managers in customer and personal services, except	NOC Skill Level A	20	26	28

JOB POSTINGS BY 2-DIGIT NOC, SKILL LEVEL, FREQUENCY & DURATION

What jobs are hard to fill and/or in-demand?

	2-DIGIT NOC CODE	2-DIGIT NOC LABEL	OCCUPATION'S SKILL LEVEL	POSTING COUNT ▾	AVG POSTING LENGTH IN DAYS	MEDIAN POSTING LENGTH IN DAYS
1.	65	Service representatives and other customer and personal services occupations	NOC Skill Level C	215	22	21.5
2.	64	Sales representatives and salespersons - wholesale and retail trade	NOC Skill Level C	122	22	28
3.	75	Transport and heavy equipment operation and related maintenance occupations	NOC Skill Level C	119	21	15.5
4.	63	Service supervisors and specialized service occupations	NOC Skill Level B	109	23	28
5.	67	Service support and other service occupations, n.e.c.	NOC Skill Level D	108	23	28
6.	12	Administrative and financial supervisors and administrative occupations	NOC Skill Level B	85	23	28
7.	06	Middle management occupations in retail and wholesale trade and customer services	NOC Skill Level A	80	23	28
8.	66	Sales support occupations	NOC Skill Level D	78	22	28
9.	14	Office support occupations	NOC Skill Level C	76	25	28
10.	44	Care providers and educational, legal and public protection support occupations	NOC Skill Level C	70	20	26
11.	32	Technical occupations in health	NOC Skill Level B	70	24	28
12.	22	Technical occupations related to natural and applied sciences	NOC Skill Level B	67	21	26
13.	73	Maintenance and equipment operation trades	NOC Skill Level B	66	26	27
14.	42	Paraprofessional occupations in legal, social, community and education services	NOC Skill Level B	65	20	14
15.	72	Industrial, electrical and construction trades	NOC Skill Level B	55	24	22
16.	74	Other installers, repairers and servicers and material handlers	NOC Skill Level C	49	22	28
17.	11	Professional occupations in business and finance	NOC Skill Level A	48	21	28
18.	62	Retail sales supervisors and specialized sales occupations	NOC Skill Level B	43	22	28
19.	31	Professional occupations in health (except nursing)	NOC Skill Level A	38	22	28
20.	76	Trades helpers, construction labourers and related occupations	NOC Skill Level D	36	23	28
21.	41	Professional occupations in law and social, community and government services	NOC Skill Level A	32	22	21
22.	01	Senior managers - construction, transportation, production and utilities	NOC Skill Level A	32	23	28
23.	15	Distribution, tracking and scheduling co-ordination occupations	NOC Skill Level C	31	21	15
24.	30	Professional occupations in nursing	NOC Skill Level A	27	25	28
25.	34	Assisting occupations in support of health services	NOC Skill Level C	26	22	28
26.	21	Professional occupations in natural and applied sciences	NOC Skill Level A	24	25	28
27.	40	Professional occupations in education services	NOC Skill Level A	24	17	22

MULTILINGUAL JOB POSTINGS BY THE NUMBERS

ACTIVE POSTINGS
166

NEW POSTINGS
166

COMPANIES
113

LANGUAGES
6

OF DAYS POSTED

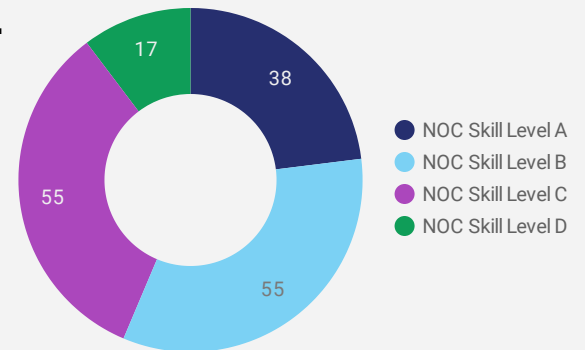
AVERAGE
24.1

MEDIAN
28

MULTILINGUAL JOB POSTINGS BY SKILL LEVEL

What language skills are employers looking for by occupational skill level?

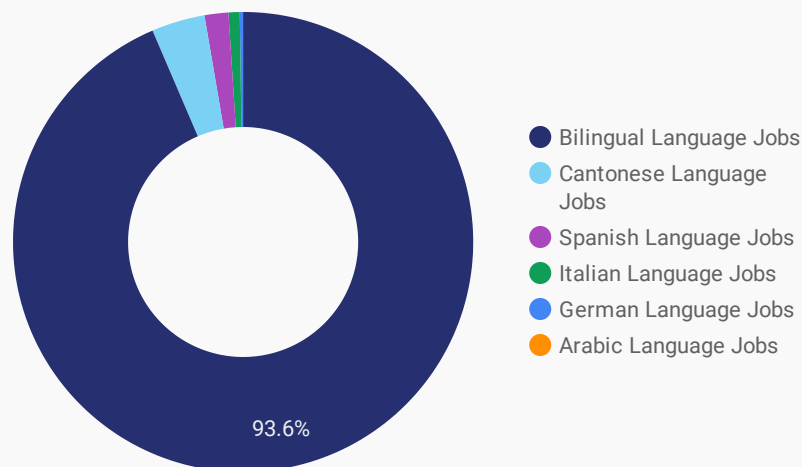
- 38** Skill Level A - Management/ Professional Occupations usually requiring University
- 55** Skill Level B - Usually college education or apprenticeship training
- 55** Skill Level C - Usually secondary education or occupation-specific training
- 17** Skill Level D - Usually on-the-job training



LANGUAGES	NOC Skill Level A	NOC Skill Level B	NOC Skill Level C	NOC Skill Level D
Bilingual Language Jobs
Italian Language Jobs		1	1	2
Cantonese Language Jobs			4	
Spanish Language Jobs	1			2
Arabic Language Jobs		1		
German Language Jobs			1	

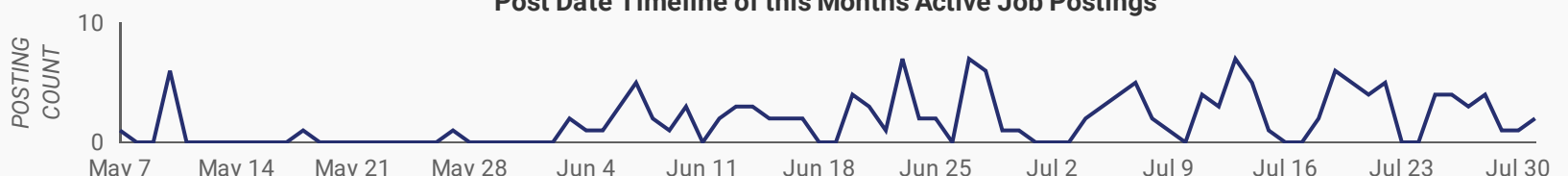
LANGUAGE SKILLS BREAKDOWN

Which kinds of language skills do employers seek?



LANGUAGES	POSTING COUNT
1. Bilingual Language Jobs	153
2. Italian Language Jobs	4
3. Cantonese Language Jobs	4
4. Spanish Language Jobs	3
5. German Language Jobs	1
6. Arabic Language Jobs	1

Post Date Timeline of this Month's Active Job Postings



LANGUAGE SKILLS BEING RECRUITED BY JOB CATEGORY

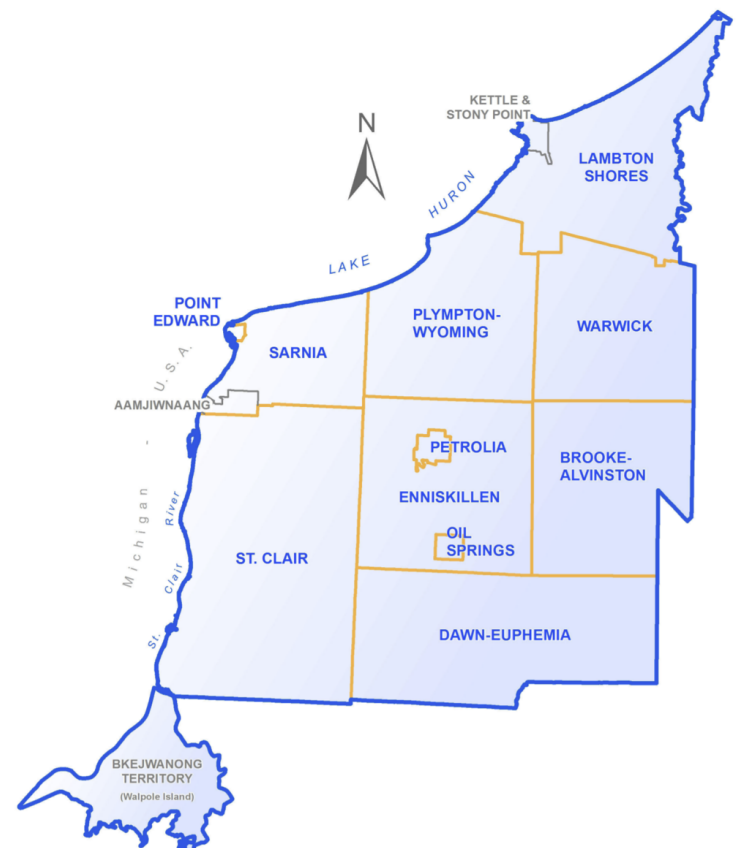
What language skills are sought by 1-Digit NOC?

BROAD OCCUPATIONAL CATEGORY	Bilingual ...	Italian La...	Cantones...	Spanish ...	Arabic La...	German ...	Grand total
Business, finance and administration occu...	20					1	21
Health occupations	30						30
Management occupations	16			1			17
Natural and applied sciences and related o...	7						7
Natural resources, agriculture and related ...	2						2
Occupations in art, culture, recreation and ...	2						2
Occupations in education, law and social, ...	20				1		21
Occupations in manufacturing and utilities	2						2
Other labourers in processing, manufactur...	3	1					4
Sales and service occupations	30	3	4	2			39
Grand total	152	4	4	3	1	1	165

MULTILINGUAL JOB POSTINGS BY MUNICIPALITY

What language skills are sought by 4-Digit NOC?

MUNICIPALITY	JOB LANGUAGES	AVG POSTING LENGTH IN DAYS	MEDIAN POSTING LENGTH IN DAYS
1. City of Sarnia	136	23.6	28
2. Municipality of Lambton Shores	9	24.6	28
3. Township of St. Clair	6	29.8	28
4. Township of Warwick	6	24.5	28
5. Town of Petrolia	4	27.5	28
6. Village of Point Edward	3	23.3	28
7. Town of Plympton-Wyoming	1		
8. Township of Dawn-Euphemia	1	28.0	28



LANGUAGE DEMAND BY JOB

What language skills are sought by 4-Digit NOC?

4 DIGIT NOC NAME	POSTINGS
1. Retail salespersons	9
2. Licensed practical nurses	8
3. Home support workers, housekeepers an...	7
4. Administrative assistants	7
5. Registered nurses and registered psychi...	7
6. Retail and wholesale trade managers	7
7. Other customer and information service...	6
8. Social and community service workers	5
9. Managers in health care	4
10. Automotive service technicians, truck an...	4
11. Other sales related occupations	4
12. Material handlers	4
13. Nurse aides, orderlies and patient servic...	4
14. Elementary school and kindergarten teac...	4
15. Other assisting occupations in support o...	4
16. Supervisor	3
17. Inspectors in public and environmental h...	3
18. Food and beverage servers	3
19. Dental technologists, technicians and lab...	3
20. Corporate sales managers	2
21. Administrative officers	2
22. Other automotive mechanical installers ...	2
23. Transport truck drivers	2
24. Food counter attendants, kitchen helpers...	2
25. Light duty cleaners	2
26. Occupational therapists	2
27. Residential and commercial installers an...	2
28. Accounting technicians and bookkeepers	2
29. Social workers	2
30. Purchasing agents and officers	2
31. Travel counsellors	1
32. Collectors	1

1 - 77 / 77 < >

MULTILINGUAL HIRING EMPLOYERS

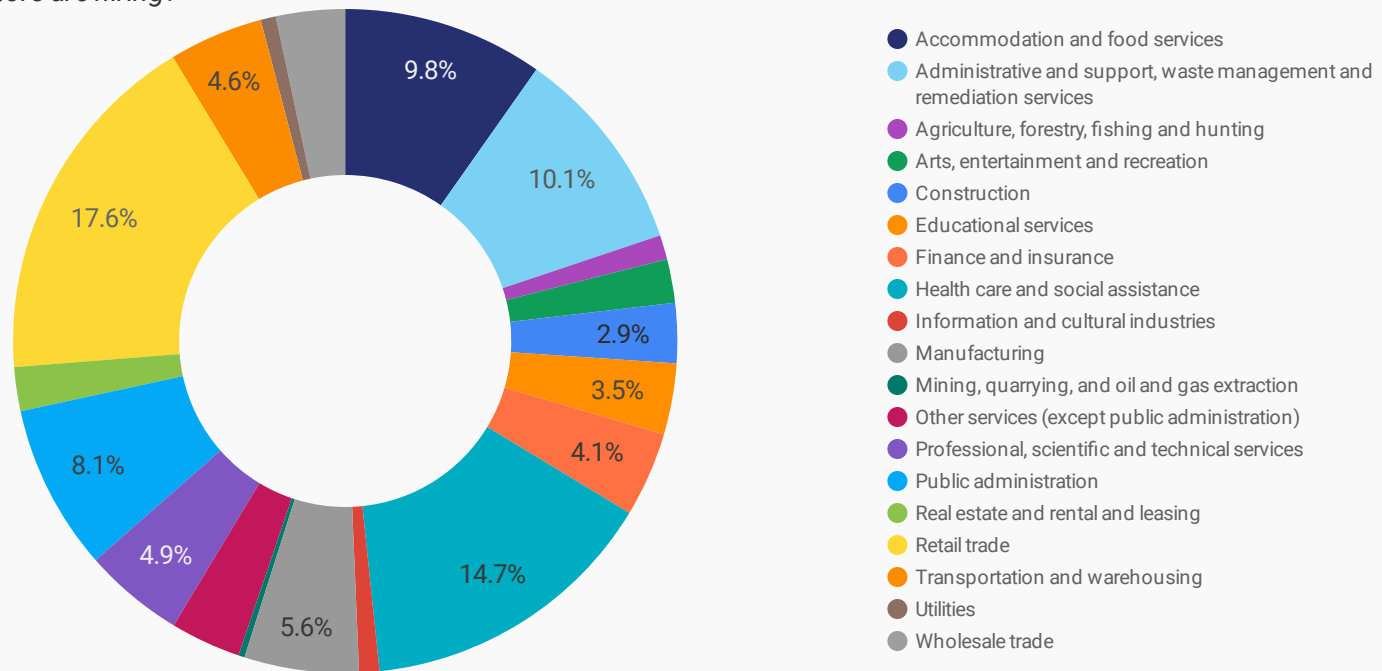
Which employers are seeking multilingual candidates?

COMPANY	POSTINGS
1. Victorian Order of Nurses	18
2. St. Clair Catholic District School Board	7
3. Local Work	6
4. Erie St. Clair LHIN	5
5. Swiss chalet	3
6. The Insignia Hotel by Marriott	3
7. BELL MOBILITY/BELL MOBILITÄ%	3
8. Pro-Touch Dental Lab	3
9. Watford Quality Care Centre	3
10. BELL MOBILITY	3
11. SoftMoc Shoes	2
12. Sun Life Financial	2
13. PepsiCo	2
14. Streetwise Mortgages	2
15. Waste Depot	2
16. Imperial Tobacco Canada Ltd.	2
17. Family Counselling Centre	2
18. Imperial Tobacco Canada	2
19. DriverCheck Inc.	2
20. Town of Petrolia	1
21. Unified Alloys Ltd.	1
22. Bailey Toyota	1
23. Fisher Professional Corporation	1
24. Compass Group Canada	1
25. Orange Room Services	1
26. Creative Education of Canada, Inc.	1
27. Automax	1
28. RB Plumbing Sarnia	1
29. Molson Tire Ltd.	1

1 - 50 / 113 < >

TOP HIRING SECTORS BY 2-DIGIT NAICS CODE

What sectors are hiring?



	NAICS CODE	2-DIGIT NAICS LABEL	POSTING COUNT	AVG POSTING LENGTH IN DAYS	MEDIAN POSTING LENGTH IN DAYS
1.	44-45	Retail trade	337	22.1	28
2.	62	Health care and social assistance	270	23.2	28
3.	56	Administrative and support, waste management and remediation services	212	25.5	28
4.	91	Public administration	189	24.6	28
5.	72	Accommodation and food services	184	21.6	15
6.	31-33	Manufacturing	106	20.5	22
7.	48-49	Transportation and warehousing	87	18.3	14
8.	54	Professional, scientific and technical services	87	19.8	14
9.	52	Finance and insurance	73	22.2	28
10.	81	Other services (except public administration)	73	23.5	28
11.	41	Wholesale trade	65	29.2	28
12.	61	Educational services	59	17.7	14
13.	23	Construction	59	25.6	28
14.	53	Real estate and rental and leasing	46	23.8	28
15.	71	Arts, entertainment and recreation	41	24.4	28
16.	11	Agriculture, forestry, fishing and hunting	25	22.7	17
17.	51	Information and cultural industries	19	24.4	28
18.	22	Utilities	12	23.1	28
19.	21	Mining, quarrying, and oil and gas extraction	7	26.0	28

NOTE: NAICS code 56 includes Employment Agencies. Manufacturing includes codes 31-33, Retail Trade includes codes 44-45 and Transportation and Warehousing includes codes 48-49.

TOP HIRING SECTORS BY 3-DIGIT NAICS CODE

What sectors are hiring?

	NAICS CODE	3-DIGIT NAICS LABEL	POSTING COUNT ▾	AVERAGE POSTING LENGTH IN DAYS	MEDIAN POSTING LENGTH IN DAYS
1.	561	Administrative and support services	197	25.7	28
2.	621	Ambulatory health care services	159	23.6	28
3.	722	Food services and drinking places	147	20.7	14
4.	912	Provincial and territorial public administration	106	23.8	22
5.	541	Professional, scientific and technical services	87	19.8	14
6.	611	Educational services	59	17.7	14
7.	913	Local, municipal and regional public administration	58	25.0	28
8.	622	Hospitals	49	24.0	28
9.	445	Food and beverage stores	48	23.0	28
10.	453	Miscellaneous store retailers	47	21.3	28
11.	522	Credit intermediation and related activities	45	20.4	24
12.	444	Building material and garden equipment and supplies dealers	42	17.2	14.5
13.	448	Clothing and clothing accessories stores	42	24.0	28
14.	813	Religious, grant-making, civic, and professional and similar organizations	41	21.3	28
15.	452	General merchandise stores	39	18.7	14
16.	713	Amusement, gambling and recreation industries	39	24.3	28
17.	721	Accommodation services	37	24.5	28
18.	484	Truck transportation	36	17.1	14
19.	238	Specialty trade contractors	32	29.5	28
20.	624	Social assistance	32	22.3	28
21.	325	Chemical manufacturing	31	16.0	14
22.	623	Nursing and residential care facilities	30	21.4	26
23.	446	Health and personal care stores	29	25.1	28
24.	531	Real estate	28	22.3	28
25.	441	Motor vehicle and parts dealers	27	29.0	28
26.	442	Furniture and home furnishings stores	26	18.1	14
27.	811	Repair and maintenance	25	26.8	28
28.	911	Federal government public administration	23	26.6	28
29.	488	Support activities for transportation	21	19.5	14
30.	417	Machinery, equipment and supplies merchant wholesalers	20	37.1	28
31.	454	Non-store retailers	20	19.0	15

TOP HIRING SECTORS BY 4-DIGIT NAICS CODE

What sectors are hiring?

	NAICS CODE	4-DIGIT NAICS LABEL	POSTING COUNT ▾	AVERAGE POSTING LENGTH IN DAYS	MEDIAN POSTING DAYS IN LENGTH
1.	5613	Employment services	118	28.2	28
2.	7225	Full-service restaurants and limited-service eating places	117	21.8	15
3.	9122	Provincial labour and employment services	102	24.1	23
4.	6216	Home health care services	81	21.0	26
5.	9139	Other local, municipal and regional public administration	58	25.0	28
6.	6221	General medical and surgical hospitals	49	24.0	28
7.	4441	Building material and supplies dealers	41	17.7	15
8.	4481	Clothing stores	39	23.6	28
9.	6112	Community colleges and C.E.G.E.P.s	37	20.0	22
10.	4529	Other general merchandise stores	35	20.5	28
11.	6213	Offices of other health practitioners	35	38.4	28
12.	5221	Depository credit intermediation	35	21.4	28
13.	5617	Services to buildings and dwellings	35	20.8	15
14.	7211	Traveller accommodation	34	24.3	28
15.	5616	Investigation and security services	33	24.9	22
16.	4451	Grocery stores	33	21.8	28
17.	4841	General freight trucking	32	17.6	14
18.	7223	Special food services	30	15.1	14
19.	8134	Civic and social organizations	30	23.6	28
20.	4461	Health and personal care stores	29	25.1	28
21.	5413	Architectural, engineering and related services	29	19.4	22
22.	7139	Other amusement and recreation industries	26	25.9	28
23.	6241	Individual and family services	24	22.8	28
24.	4421	Furniture stores	22	17.5	14
25.	5419	Other professional, scientific and technical services	22	18.0	14
26.	3251	Basic chemical manufacturing	21	16.2	15
27.	6233	Community care facilities for the elderly	19	21.0	21
28.	4539	Other miscellaneous store retailers	18	23.8	28
29.	4532	Office supplies, stationery and gift stores	18	15.8	14
30.	4411	Automobile dealers	16	32.6	28
31.	9119	Other federal government public administration	16	28.3	28

TOP HIRING SECTORS BY 5-DIGIT NAICS CODE

What sectors are hiring?

	NAICS CODE	5-DIGIT NAICS LABEL	POSTING COUNT ▾	AVERAGE POSTING LENGTH IN DAYS	MEDIAN POSTING LENGTH IN DAYS
1.	56131	Employment placement agencies and executive search services	118	28.2	28
2.	72251	Full-service restaurants and limited-service eating places	117	21.8	15
3.	91221	Provincial labour and employment services	102	24.1	23
4.	62161	Home health care services	81	21.0	26
5.	91391	Other local, municipal and regional public administration	58	25.0	28
6.	62211	General medical and surgical hospitals	49	24.0	28
7.	61121	Community colleges and C.E.G.E.P.s	37	20.0	22
8.	45299	All other general merchandise stores	35	20.5	28
9.	72111	Hotels (except casino hotels) and motels	34	24.3	28
10.	44511	Supermarkets and other grocery (except convenience) stores	33	21.8	28
11.	56161	Investigation, guard and armoured car services	32	24.9	22
12.	52211	Banking	31	21.8	28
13.	44411	Home centres	31	15.2	14
14.	81341	Civic and social organizations	30	23.6	28
15.	72231	Food service contractors	28	15.3	14
16.	48412	General freight trucking, long distance	25	19.7	14
17.	44211	Furniture stores	22	17.5	14
18.	44611	Pharmacies and drug stores	21	25.6	28
19.	62139	Offices of all other health practitioners	19	53.4	71
20.	62331	Community care facilities for the elderly	19	21.0	21
21.	56172	Janitorial services	18	19.1	15
22.	32511	Petrochemical manufacturing	18	17.2	18
23.	71391	Golf courses and country clubs	18	24.5	28
24.	44814	Family clothing stores	17	23.3	28
25.	45321	Office supplies and stationery stores	17	14.8	11.5
26.	54133	Engineering services	16	23.6	28
27.	91191	Other federal government public administration	16	28.3	28
28.	62412	Services for the elderly and persons with disabilities	15	24.9	28
29.	53131	Real estate property managers	15	20.1	15
30.	23611	Residential building construction	15	19.0	14
31.	62151	Medical and diagnostic laboratories	14	22.6	28

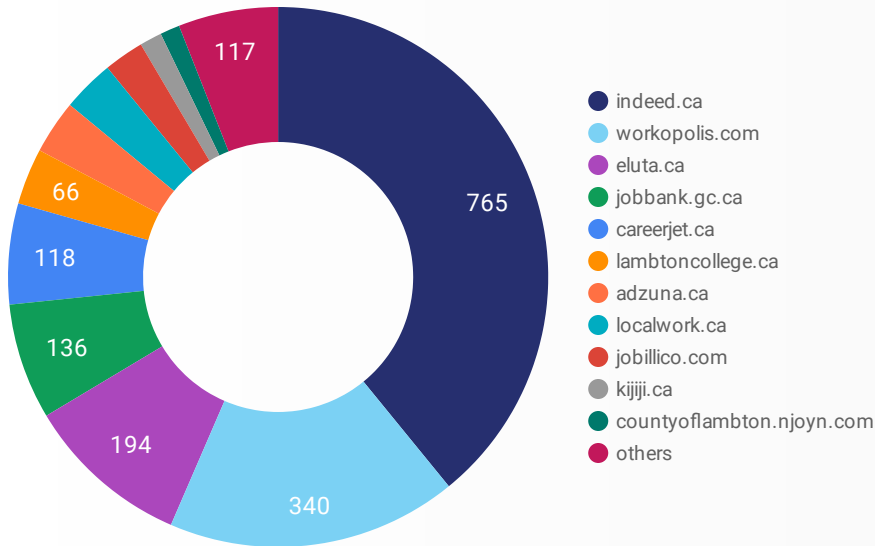
TOP HIRING SECTORS BY 6-DIGIT NAICS CODE

What sectors are hiring?

	NAICS CODE	6-DIGIT NAICS LABEL	POSTING COUNT ▾	AVG POSTING LENGTH IN DAYS	MEDIAN POSTING LENGTH IN DAYS
1.	561310	Employment placement agencies and executive search services	118	28.2	28
2.	912210	Provincial labour and employment services	102	24.1	23
3.	621610	Home health care services	81	21.0	26
4.	722512	Limited-service eating places	62	20.2	14
5.	913910	Other local, municipal and regional public administration	58	25.0	28
6.	722511	Full-service restaurants	55	23.6	28
7.	622111	General (except paediatric) hospitals	49	24.0	28
8.	611210	Community colleges and C.E.G.E.P.s	37	20.0	22
9.	445110	Supermarkets and other grocery (except convenience) stores	33	21.8	28
10.	721111	Hotels	33	24.2	28
11.	522111	Personal and commercial banking industry	31	21.8	28
12.	444110	Home centres	31	15.2	14
13.	561612	Security guard and patrol services	31	24.2	19
14.	813410	Civic and social organizations	30	23.6	28
15.	722310	Food service contractors	28	15.3	14
16.	452999	All other miscellaneous general merchandise stores	28	17.4	14
17.	484121	General freight trucking, long distance, truck-load	25	19.7	14
18.	442110	Furniture stores	22	17.5	14
19.	446110	Pharmacies and drug stores	21	25.6	28
20.	621390	Offices of all other health practitioners	19	53.4	71
21.	623310	Community care facilities for the elderly	19	21.0	21
22.	325110	Petrochemical manufacturing	18	17.2	18
23.	713910	Golf courses and country clubs	18	24.5	28
24.	561722	Janitorial services (except window cleaning)	18	19.1	15
25.	453210	Office supplies and stationery stores	17	14.8	11.5
26.	448140	Family clothing stores	17	23.3	28
27.	541330	Engineering services	16	23.6	28
28.	911910	Other federal government public administration	16	28.3	28
29.	624120	Services for the elderly and persons with disabilities	15	24.9	28
30.	236110	Residential building construction	15	19.0	14
31.	531310	Real estate property managers	15	20.1	15

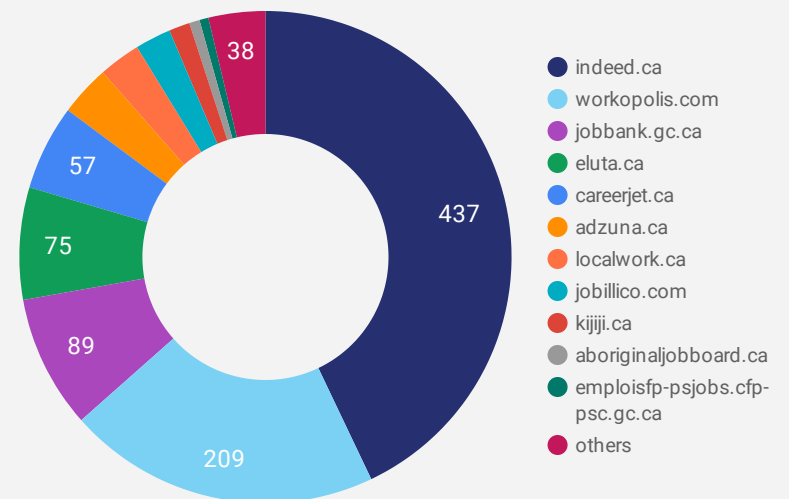
JOB POSTINGS BY JOB BOARD

What share of unique job postings appear on each job board?



COMPANIES BY JOB BOARD

What share of unique job postings appear on each job board?



JOB POSTING DETAILS BY JOB BOARD

How does job posting activity differ by job board?

	JOB BOARD	POSTING COUNT ▾	AVG POSTING LENGTH IN DAYS	MEDIAN POSTING LENGTH IN DAYS	# OF COMPANIES
1.	indeed.ca	765	28	28	437
2.	workopolis.com	340	14	14	209
3.	eluta.ca	194	27	28	75
4.	jobbank.gc.ca	136	27	16	89
5.	careerjet.ca	118	22	22	57
6.	lambtoncollege.ca	66	29	28	1
7.	adzuna.ca	63	14	14	34
8.	localwork.ca	61	7	4	28
9.	jobillico.com	47	27	15	24
10.	kijiji.ca	26	15	15	14
11.	careerarc.com	23	25	17	6
12.	countyoflambton.njoyn.com	23	12	10	1
13.	theworkplacegroup.ca	15	24	22	4
14.	aboriginaljobboard.ca	12	28	28	7
15.	rncareers.ca	10	57	71	4
16.	gojobs.gov.on.ca	9	20	17	5
17.	network.applytoeducation.com	7	4	2	2
18.	emploisfp-psjobs.cfp-psc.gc.ca	6	41	40.5	6