

JOB DEMAND REPORT

NOVEMBER 2022

HIGHLIGHTS

JOB POSTINGS BY THE NUMBERS

POSTING COUNT	NEW POSTINGS	COMPANIES	JOB BOARDS
1,897	993	735	30

OF DAYS POSTED

AVERAGE	MEDIAN
25.8	28

REPORT BUILDER

The default filter selection below will show all job demand data for the month. You can use the filters to create a customized report for the purpose of understanding a subset of the data.

OCCUPATION FILTERS

SKILL TYPE NAME / 1-DIGIT NOC	▼
MAJOR GROUP / 2-DIGIT NOC	▼
MINOR GROUP / 3-DIGIT NOC	▼
UNIT GROUP / 4-DIGIT NOC	▼
SKILL LEVEL	▼
JOB TYPE	▼
JOB DURATION	▼
ADDITIONAL LANGUAGE	▼
SPECIFIC JOB TAGS	▼

INDUSTRY/SECTOR FILTERS

HIRING SECTOR BY 2-DIGIT NAICS CODE	▼
HIRING SECTOR BY 3-DIGIT NAICS CODE	▼
HIRING SECTOR BY 4-DIGIT NAICS CODE	▼
HIRING SECTOR BY 5-DIGIT NAICS CODE	▼
HIRING SECTOR BY 6-DIGIT NAICS CODE	▼

OTHER FILTERS

MUNICIPALITY	▼
CITY OR COUNTY	▼
JOB BOARD	▼

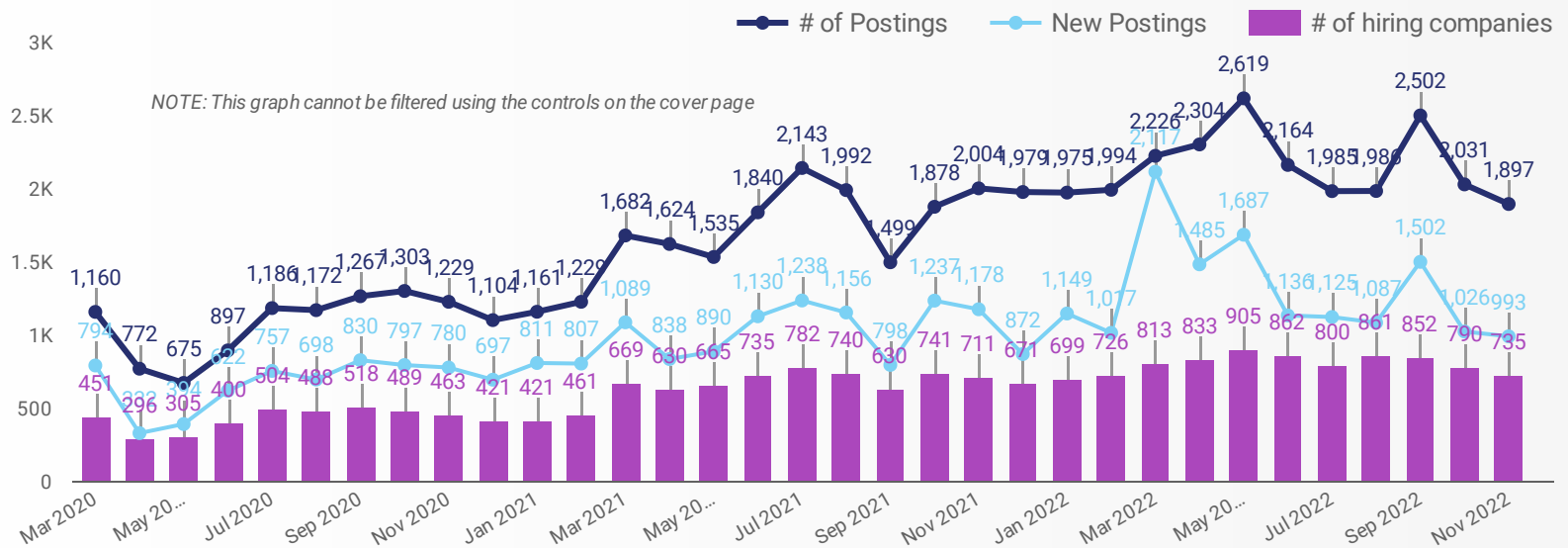
NOC = National Occupation Classification | NAICS = North American Industry Classification System

Source:

Job posting data collected by the Sarnia Lambton Workforce Development Board from job boards and employer websites who recruit candidates in the City of Sarnia and Lambton County.

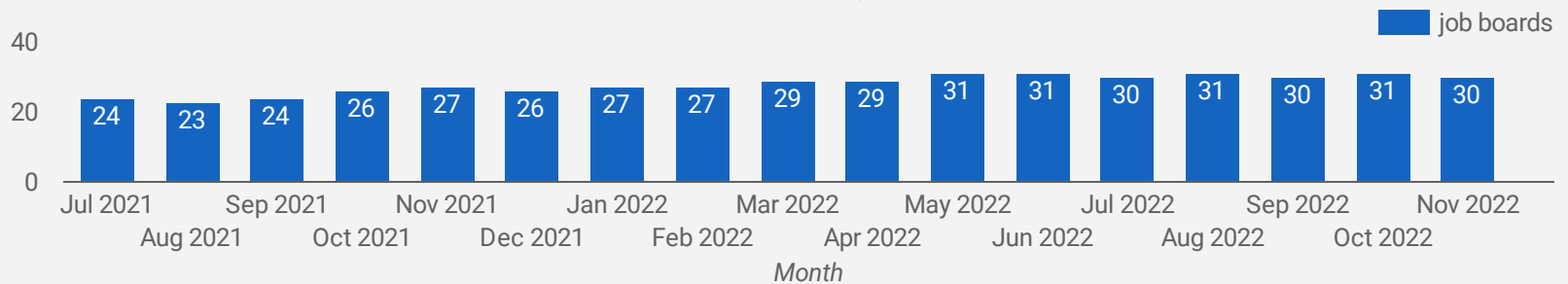
JOB POSTINGS BY MONTH FOR SARNIA & LAMBTON AREA

How many job postings were active for at least 1 day this month?



NUMBER OF ACTIVE JOB BOARDS

How many job postings were active for at least 1 day this month on these job boards?



AVG & MEDIAN POSTING LENGTH BY DAYS

How long are employers having to recruit for to find candidates to fill their job vacancies?



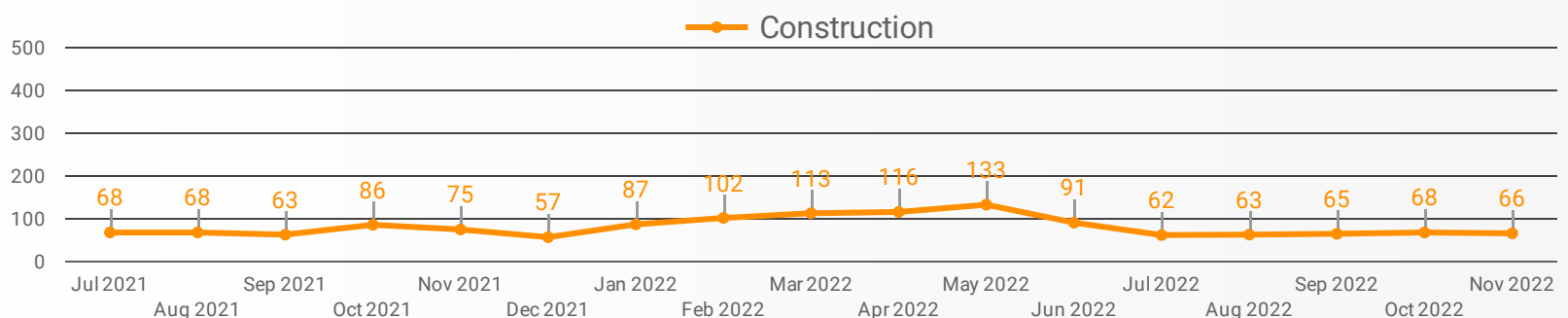
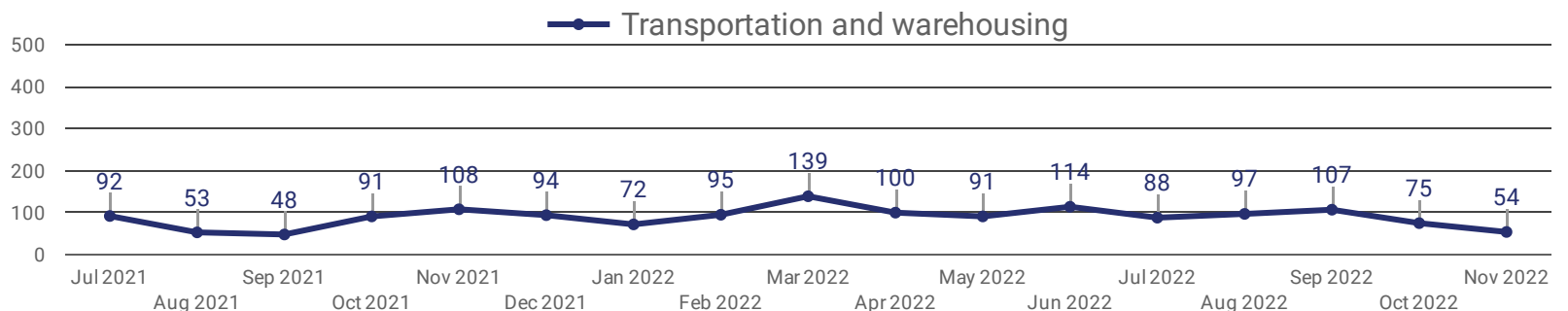
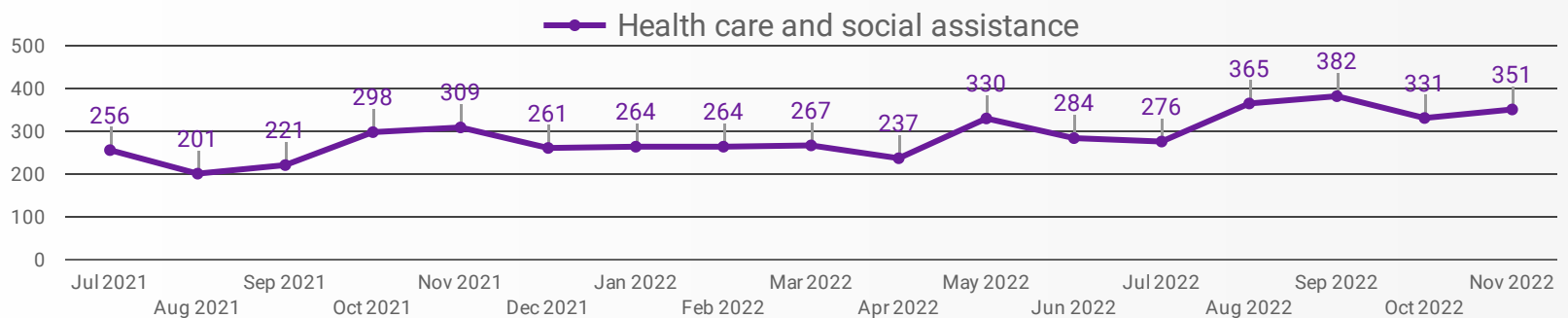
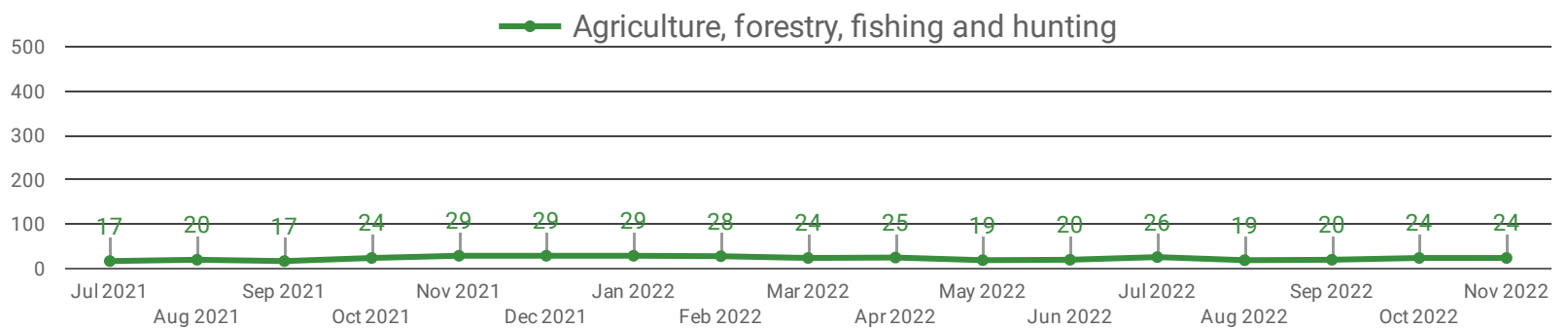
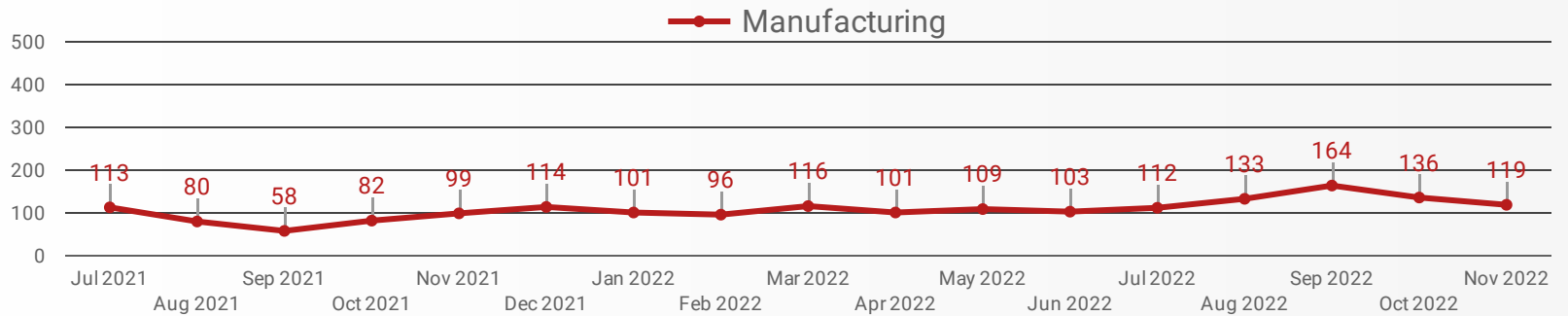
POST DATE TIMELINE FOR THIS MONTH'S ACTIVE JOB POSTINGS

How many job postings were active for at least 1 day this month?



DEMAND BY KEY SECTOR (SARNIA & LAMBTON AREA)

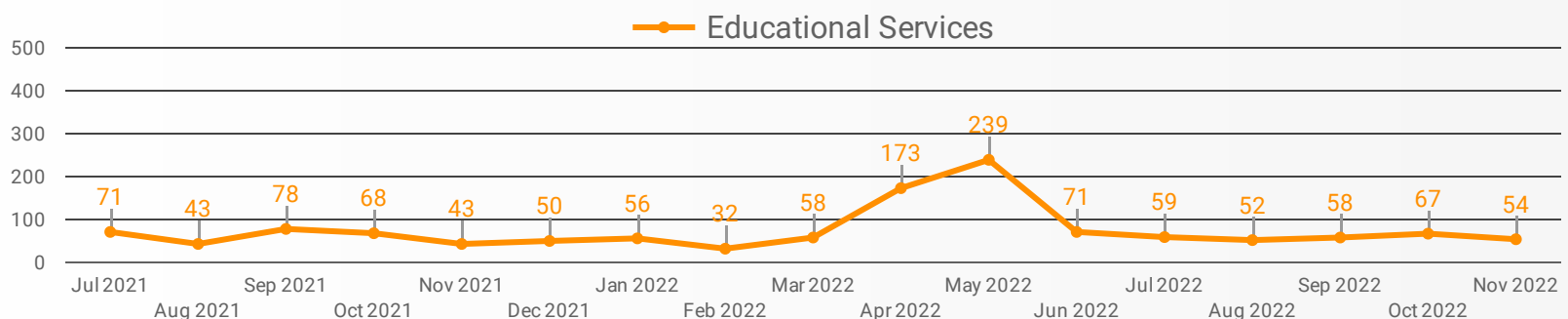
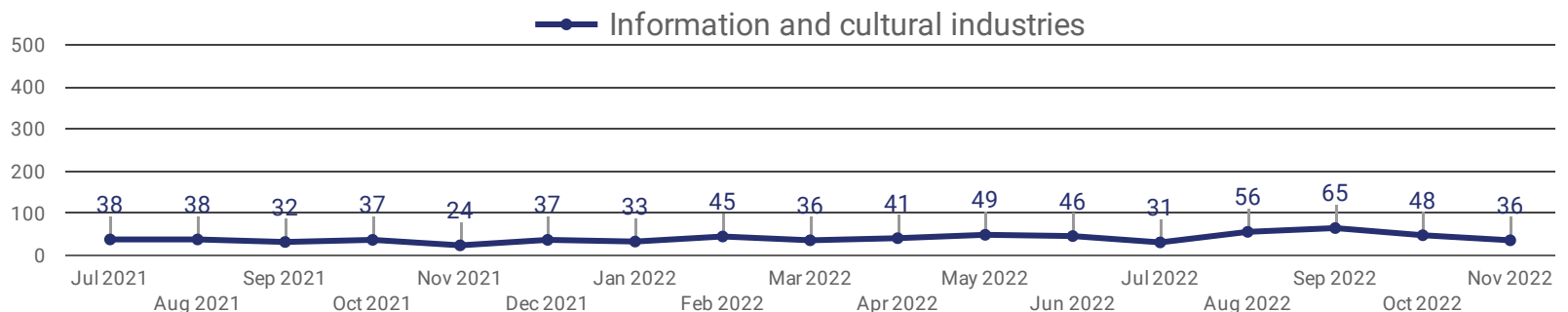
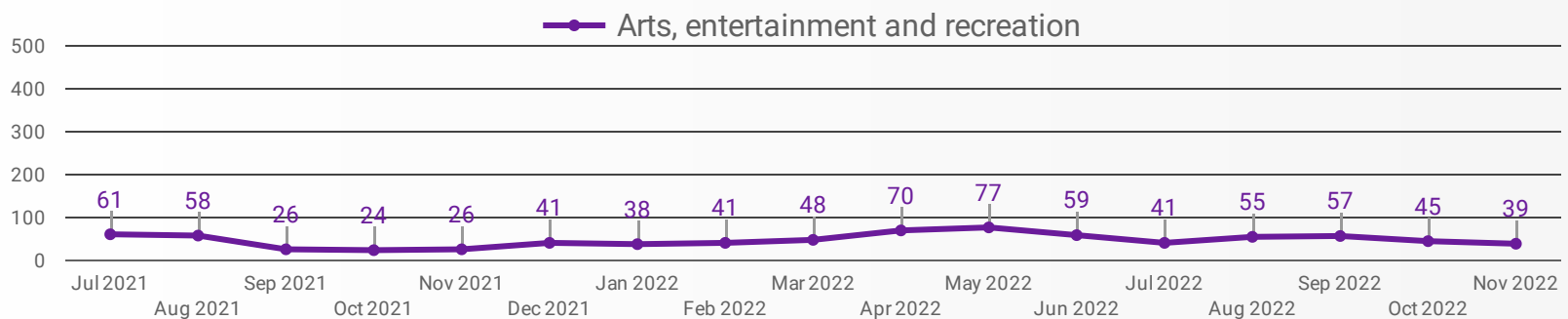
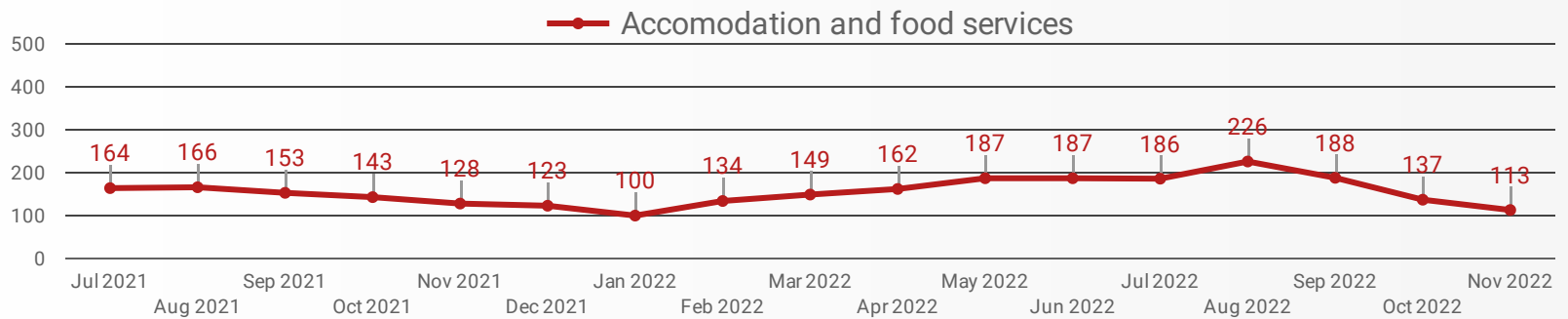
How many job postings were active for at least 1 day this month by sector?



NOTE: This graph cannot be filtered using the controls on the cover page

DEMAND BY IMPACTED SECTOR (SARNIA & LAMBTON COUNTY)

How many job postings were active for at least 1 day this month by sector?

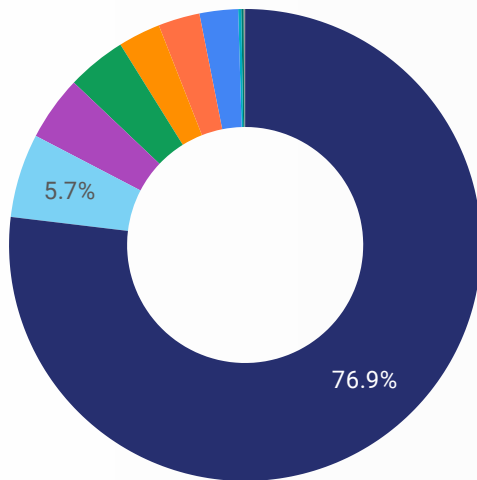


NOTE: This graph cannot be filtered using the controls on the cover page

JOB POSTINGS BY MUNICIPALITY

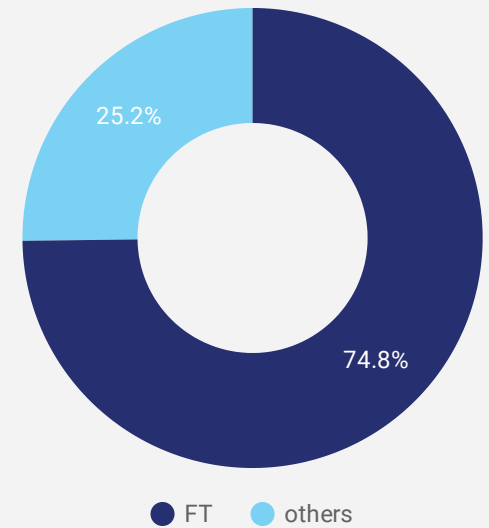
Where are job opportunities being offered?

	MUNICIPALITY	POSTING COUNT	AVG POSTING LENGTH IN DAYS	MEDIAN POSTING LENGTH IN DAYS
1.	City of Sarnia	1,458	25.8	28
2.	Municipality of Lambton Shores	109	25.4	28
3.	Township of St. Clair	84	27.2	28
4.	Town of Petrolia	77	27.0	28
5.	Village of Point Edward	55	21.9	28
6.	Town of Plympton-Wyoming	54	23.1	28
7.	Township of Warwick	50	26.5	28
8.	Township of Dawn-Euphemia	4	28.0	28
9.	Municipality of Brooke-Alvinston	3	28.0	28
10.	Village of Oil Springs	1		
11.	Township of Enniskillen	1		



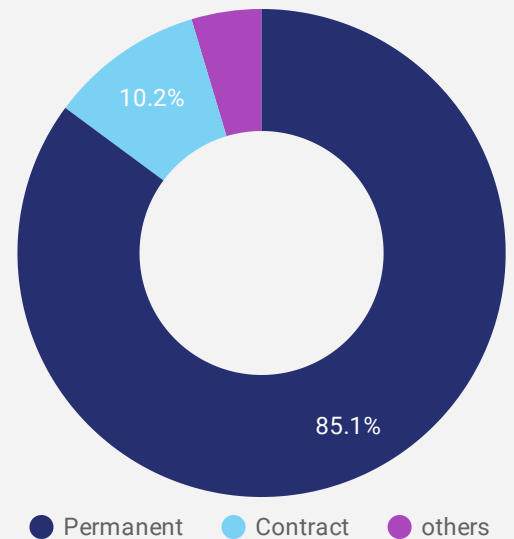
JOB TYPE

Full-time vs Part-time



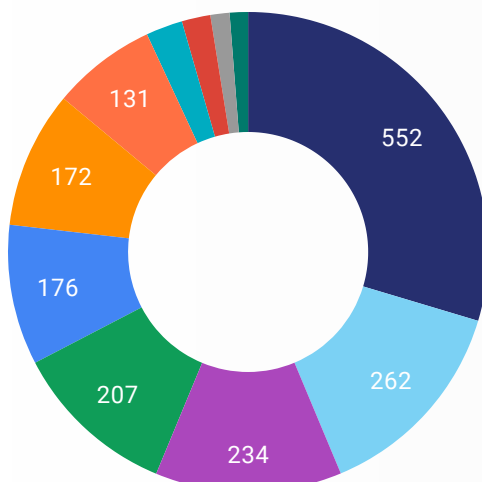
JOB DURATION

Permanency of jobs posted




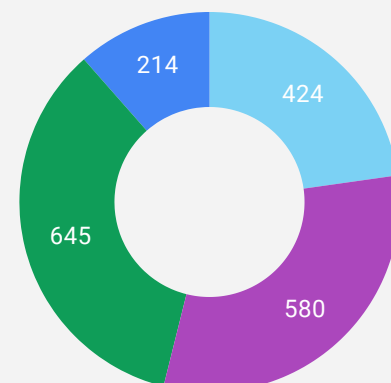
JOB POSTINGS BY JOB CATEGORY

What broad occupational category is being recruited?



JOB POSTINGS BY SKILL LEVEL

What education do occupations typically require?



Skill Level A = Usually University education | Skill Level B = Usually College education or Apprenticeship training | Skill Level C = Usually Secondary education or occupation-specific training | Skill Level D = Usually on-the-job training

TOP HIRING COMPANIES & AGENCIES

What companies are hiring?

	COMPANY	POSTINGS ▾	AVERAGE POSTING DURATION IN DAYS	MEDIAN POSTING DURATION IN DAYS
1.	Community Employment Services - Lambton College Petrolia	61	27.7	27
2.	Bluewater Health	48	15.5	8
3.	EXPRESS EMPLOYMENT PROFESSIONALS	44	29.3	28
4.	County of Lambton	42	27.1	28
5.	Victorian Order of Nurses	41	25.3	16
6.	Lambton College	28	26.5	28
7.	Steeves and Rozema Group	23	19.9	28
8.	Victoria Order Of Nurses	21	27.3	34
9.	The WorkPlace Group	18	33.3	31
10.	NOVA Chemicals Corporation	16	15.6	14
11.	Adzuna	16	null	null
12.	Shoppers Drug Mart	15	27.8	28
13.	Bayshore Home Care Solutions	15	26.3	28
14.	Wood Plc	15	22.7	27
15.	Home Depot	13	22.7	28
16.	Oakwood Resort	12	27.1	27
17.	CarePartners	11	12.8	11
18.	Revera Living	11	24.8	28
19.	Paladin Security	11	21.0	27
20.	McDonald's Restaurants	11	28.7	28
21.	BELFOR CANADA INC.	10	28.0	28
22.	Value Village Stores Ltd.	10	28.0	28
23.	Lifemark Health Group	10	28.0	28
24.	Compass Group Canada	10	27.9	28
25.	Home and Community Care Support Services	10	28.0	28
26.	METRO INC.	10	20.2	23
27.	Old Navy	10	28.9	28
28.	City of Sarnia	9	26.5	28
29.	Leon's Furniture	9	22.3	28
30.	Mac-Weld Machining	9	28.0	28
31.	Waste Management	9	28.0	28

TOP HOURLY WAGES IN JOB POSTINGS












What are employers willing to pay to find the perfect candidate?

of Minimum Wage Jobs
57

	JOB TITLE	COMPANY	LOCATION	HOURLY WAGE ▾
1.	Maintenance Planner/scheduler iii	NES Fircroft	City of Sarnia	80 
2.	Industrial Electrician - \$56.55/hr	Cabot Canada Ltd.	City of Sarnia	56.55 
3.	Chief Nursing Officer/Professional Practice Leader	Community Employment Services - Lambton College Petrolia	Village of Point Edward	56.21 
4.	Supervisor, EMS Operations	Community Employment Services - Lambton College Petrolia	City of Sarnia	53.74 
5.	Electrical Commissioning Technician	Kent	City of Sarnia	50 
6.	Hotel General Manager	Travelodge by Wyndham Sarnia	City of Sarnia	50 
7.	Health and Safety Coordinator	EXPRESS EMPLOYMENT PROFESSIONALS	City of Sarnia	50 
8.	2022-297-x-3- psychomA@tricien(ne) Temporaire	Conseil scolaire catholique Providence (Ontario)	City of Sarnia	49.74 
9.	Public Health Nurse	Community Employment Services - Lambton College Petrolia	Village of Point Edward	48.97 
10.	Experienced Sprinkler Fitter	Sentry Fire Protection Services	City of Sarnia	48.88 
11.	Sprinkler Fitter	Sentry Fire Protection Services	City of Sarnia	48.88 
				1 - 100 / 394 < >

TOP SALARIES IN JOB POSTINGS

What are employers willing to pay to find the perfect candidate?

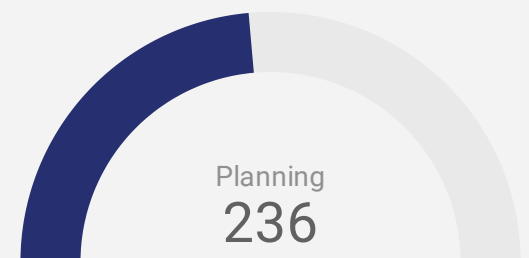
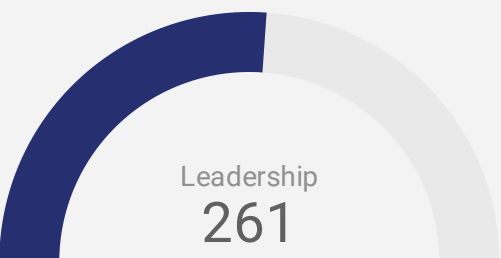
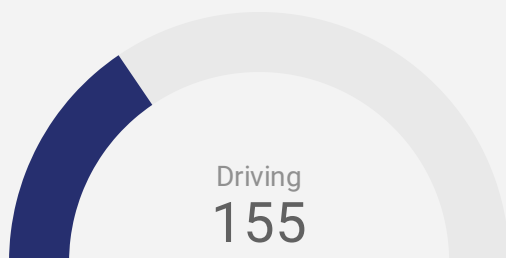
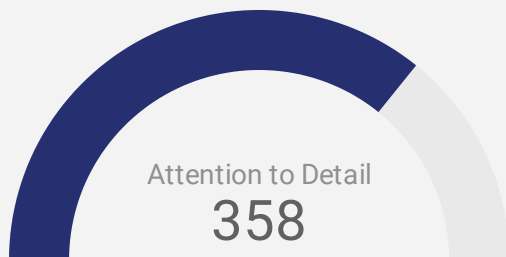
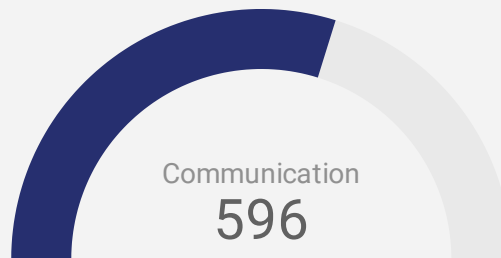
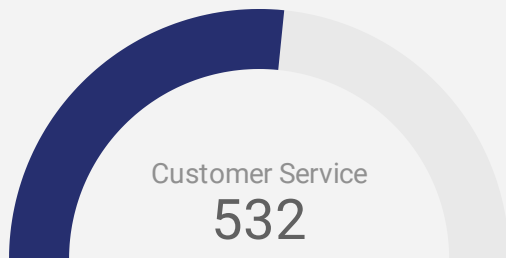
	JOB TITLE	COMPANY	LOCATION	ANNUAL SALARY ▾
1.	Associate Dentist	Catalyst DSO Inc.	Township of Warwick	300,000 
2.	Auto Body Technician	CSN St Clair Auto	City of Sarnia	150,000 
3.	Electrical Project Manager	TJI Multi-Trade Contractors Ltd.	City of Sarnia	130,000 
4.	Veterinarian	Sarnia Animal Hospital	City of Sarnia	125,000 
5.	Chiropractor - 867535	Chiro Match Makers	City of Sarnia	125,000 
6.	Tax Manager (\$120k+/yr)	General Dynamics Land Systems-Canada	City of Sarnia	120,000 
7.	Sales Representative	Handy Bros. Home Comfort	City of Sarnia	120,000 
8.	PROFESSOR, Power Engineering Technology Program	Lambton College	City of Sarnia	115,378 
9.	Financial Controller	Creative Education of Canada, Inc.	Village of Point Edward	115,000 
10.	Contractor And Facility Supervisor	Cabot Corporation	City of Sarnia	110,000 
11.	110,000 
				1 - 100 / 471 < >

TOP IN-DEMAND SKILLS

How many times were these skills found in job postings?

ACTIVE JOB POSTINGS THIS MONTH

1,897

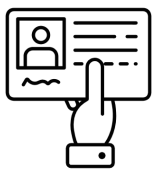


KEY JOB REQUIREMENTS

How often are these requirements desired in job postings?

ACTIVE JOB POSTINGS THIS MONTH

1,897



Driver's License

0



First Aid

140



Regular Access to a Vehicle

126



Criminal Record Check

117



Microsoft Office

146



Food Safety

34

JOB POSTINGS BY 4-DIGIT NOC, SKILL LEVEL, FREQUENCY & DURATION

What jobs are hard-to-fill and/or in-demand?

	4-DIGIT NOC CODE	4-DIGIT NOC LABEL	OCCUPATION'S SKILL LEVEL	POSTING COUNT	AVG POSTING LENGTH IN DAYS	MEDIAN POSTING LENGTH IN DAYS
1.	6421	Retail salespersons	NOC Skill Level C	120	27	28
2.	6552	Other customer and information services representatives	NOC Skill Level C	76	25	28
3.	4412	Home support workers, housekeepers and related occupations	NOC Skill Level C	63	21	28
4.	621	Retail and wholesale trade managers	NOC Skill Level A	53	28	28
5.	1241	Administrative assistants	NOC Skill Level B	40	33	28
6.	7452	Material handlers	NOC Skill Level C	39	25	28
7.	6322	Cooks	NOC Skill Level B	38	27	28
8.	3012	Registered nurses and registered psychiatric nurses	NOC Skill Level A	35	21	13
9.	4212	Social and community service workers	NOC Skill Level B	34	23	28
10.	6623	Other sales related occupations	NOC Skill Level D	33	28	28
11.	6541	Security guards and related security service occupations	NOC Skill Level C	32	27	28
12.	6731	Light duty cleaners	NOC Skill Level D	32	25	28
13.	6513	Food and beverage servers	NOC Skill Level C	31	28	28
14.	3233	Licensed practical nurses	NOC Skill Level B	29	18	16
15.	7511	Transport truck drivers	NOC Skill Level C	27	32	28
16.	7321	Automotive service technicians, truck and bus mechanics and mechanical repairers	NOC Skill Level B	24	24	28
17.	6733	Janitors, caretakers and building superintendents	NOC Skill Level D	22	29	28
18.		Supervisor	NOC Skill Level D	22	22	28
19.	2263	Inspectors in public and environmental health and occupational health and safety	NOC Skill Level B	21	24	28
20.	6711	Food counter attendants, kitchen helpers and related support occupations	NOC Skill Level D	21	28	28
21.	7514	Delivery and courier service drivers	NOC Skill Level C	20	20	28
22.	1414	Receptionists	NOC Skill Level C	18	27	28
23.	714	Facility operation and maintenance managers	NOC Skill Level A	18	27	28
24.	3219	Other medical technologists and technicians (except dental health)	NOC Skill Level B	16	25	28
25.	4214	Early childhood educators and assistants	NOC Skill Level B	16	28	28
26.	6311	Food service supervisors	NOC Skill Level B	15	36	28
27.	1311	Accounting technicians and bookkeepers	NOC Skill Level B	15	24	28
28.	6611	Cashiers	NOC Skill Level D	15	32	28
29.	3124	Allied primary health practitioners	NOC Skill Level A	15	24	27

JOB POSTINGS BY 3-DIGIT NOC, SKILL LEVEL, FREQUENCY & DURATION

What jobs are hard to fill and/or in-demand?

	3-DIGIT NOC CODE	3-DIGIT NOC LABEL	OCCUPATION'S SKILL LEVEL	POSTING COUNT ▾	AVG POSTING LENGTH IN DAYS	MEDIAN POSTING LENGTH IN DAYS
1.	642	Retail salespersons	NOC Skill Level C	120	27	28
2.	655	Customer and information services representatives	NOC Skill Level C	87	24	28
3.	421	Paraprofessional occupations in legal, social, community and education services	NOC Skill Level B	65	24	28
4.	441	Home care providers and educational support occupations	NOC Skill Level C	64	21	28
5.	751	Motor vehicle and transit drivers	NOC Skill Level C	57	29	28
6.	673	Cleaners	NOC Skill Level D	57	27	28
7.	062	Retail and wholesale trade managers	NOC Skill Level A	53	28	28
8.	323	Other technical occupations in health care	NOC Skill Level B	46	22	26
9.	662	Other sales support and related occupations	NOC Skill Level D	43	28	28
10.	632	Chefs and cooks	NOC Skill Level B	43	28	28
11.	124	Office administrative assistants - general, legal and medical	NOC Skill Level B	43	31	28
12.	651	Occupations in food and beverage service	NOC Skill Level C	41	29	28
13.	745	Longshore workers and material handlers	NOC Skill Level C	39	25	28
14.	301	Professional occupations in nursing	NOC Skill Level A	38	20	13
15.	213	Civil, mechanical, electrical and chemical engineers	NOC Skill Level A	36	28	28
16.	341	Assisting occupations in support of health services	NOC Skill Level C	33	25	28
17.	321	Medical technologists and technicians (except dental health)	NOC Skill Level B	33	24	28
18.	654	Security guards and related security service occupations	NOC Skill Level C	32	27	28
19.	141	General office workers	NOC Skill Level C	31	24	28
20.	071	Managers in customer and personal services, n.e.c.	NOC Skill Level A	28	29	28
21.	143	Financial, insurance and related administrative support workers	NOC Skill Level C	27	33	27
22.	312	Optometrists, chiropractors and other health diagnosing and treating professionals	NOC Skill Level A	27	26	28
23.	732	Automotive service technicians	NOC Skill Level B	27	24	28
24.	152	Supply chain logistics, tracking and scheduling co-ordination occupations	NOC Skill Level C	26	28	28
25.	111	Auditors, accountants and investment professionals	NOC Skill Level A	25	24	27.5
26.	122	Administrative and regulatory occupations	NOC Skill Level B	25	24	28
27.	226	Other technical inspectors and regulatory officers	NOC Skill Level B	23	22	28
28.	761	Trades helpers and labourers	NOC Skill Level D	23	39	28
29.	416	Policy and program researchers, consultants and officers	NOC Skill Level A	22	25	28

JOB POSTINGS BY 2-DIGIT NOC, SKILL LEVEL, FREQUENCY & DURATION

What jobs are hard to fill and/or in-demand?

	2-DIGIT NOC CODE	2-DIGIT NOC LABEL	OCCUPATION'S SKILL LEVEL	POSTING COUNT ▾	AVG POSTING LENGTH IN DAYS	MEDIAN POSTING LENGTH IN DAYS
1.	65	Service representatives and other customer and personal services occupations	NOC Skill Level C	173	26	28
2.	64	Sales representatives and salespersons - wholesale and retail trade	NOC Skill Level C	123	27	28
3.	63	Service supervisors and specialized service occupations	NOC Skill Level B	82	25	28
4.	67	Service support and other service occupations, n.e.c.	NOC Skill Level D	82	27	28
5.	32	Technical occupations in health	NOC Skill Level B	82	24	28
6.	12	Administrative and financial supervisors and administrative occupations	NOC Skill Level B	77	27	28
7.	75	Transport and heavy equipment operation and related maintenance occupations	NOC Skill Level C	76	29	28
8.	06	Middle management occupations in retail and wholesale trade and customer services	NOC Skill Level A	73	26	28
9.	22	Technical occupations related to natural and applied sciences	NOC Skill Level B	67	24	28
10.	14	Office support occupations	NOC Skill Level C	67	26	28
11.	44	Care providers and educational, legal and public protection support occupations	NOC Skill Level C	66	21	28
12.	42	Paraprofessional occupations in legal, social, community and education services	NOC Skill Level B	65	24	28
13.	21	Professional occupations in natural and applied sciences	NOC Skill Level A	64	27	28
14.	66	Sales support occupations	NOC Skill Level D	58	28	28
15.	73	Maintenance and equipment operation trades	NOC Skill Level B	56	26	28
16.	31	Professional occupations in health (except nursing)	NOC Skill Level A	54	26	28
17.	72	Industrial, electrical and construction trades	NOC Skill Level B	50	25	28
18.	74	Other installers, repairers and servicers and material handlers	NOC Skill Level C	48	25	28
19.	11	Professional occupations in business and finance	NOC Skill Level A	43	22	15
20.	01	Senior managers - construction, transportation, production and utilities	NOC Skill Level A	41	25	28
21.	30	Professional occupations in nursing	NOC Skill Level A	38	20	13
22.	41	Professional occupations in law and social, community and government services	NOC Skill Level A	36	26	28
23.	62	Retail sales supervisors and specialized sales occupations	NOC Skill Level B	34	25	28
24.	34	Assisting occupations in support of health services	NOC Skill Level C	33	25	28
25.	76	Trades helpers, construction labourers and related occupations	NOC Skill Level D	32	35	28
26.	07	Managers in customer and personal services, n.e.c.	NOC Skill Level A	29	29	28
27.	52	Technical occupations in art, culture, recreation and sport	NOC Skill Level B	28	30	28

MULTILINGUAL JOB POSTINGS BY THE NUMBERS

ACTIVE POSTINGS
160

NEW POSTINGS
160

COMPANIES
91

LANGUAGES
4

OF DAYS POSTED

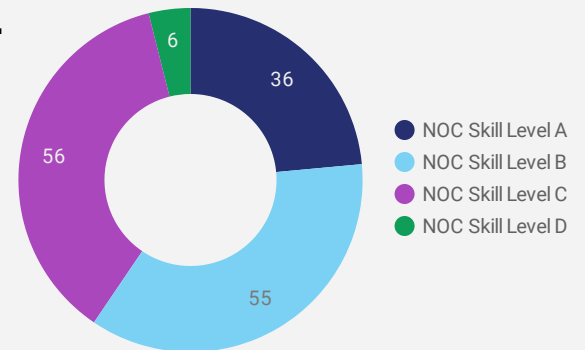
AVERAGE
25.4

MEDIAN
28

MULTILINGUAL JOB POSTINGS BY SKILL LEVEL

What language skills are employers looking for by occupational skill level?

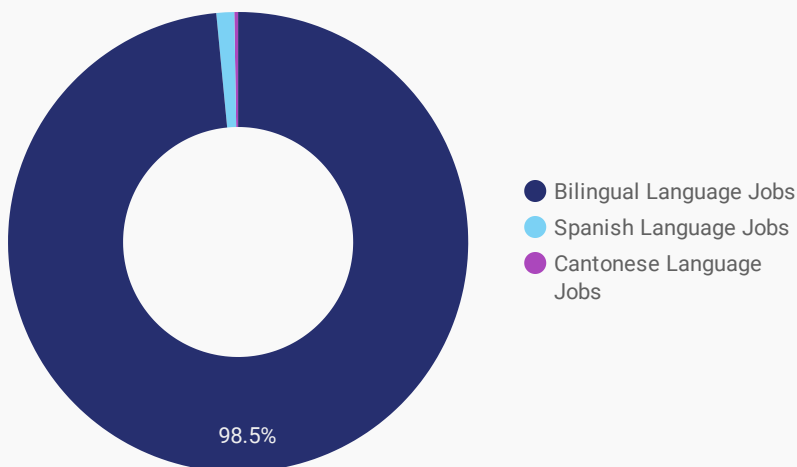
- 36** Skill Level A - Management/ Professional Occupations usually requiring University
- 55** Skill Level B - Usually college education or apprenticeship training
- 56** Skill Level C - Usually secondary education or occupation-specific training
- 6** Skill Level D - Usually on-the-job training



LANGUAGES	NOC Skill Level A	NOC Skill Level B	NOC Skill Level C	NOC Skill Level D
Bilingual Language Jobs	6
Spanish Language Jobs	1			
Cantonese Language Jobs		1		

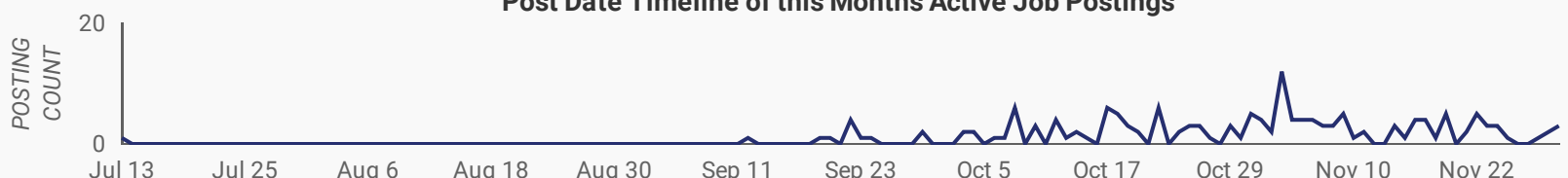
LANGUAGE SKILLS BREAKDOWN

Which kinds of language skills do employers seek?



	LANGUAGES	POSTING COUNT
1.	Bilingual Language Jobs	157
2.	Spanish Language Jobs	2
3.	Cantonese Language Jobs	1

Post Date Timeline of this Month's Active Job Postings



LANGUAGE SKILLS BEING RECRUITED BY JOB CATEGORY

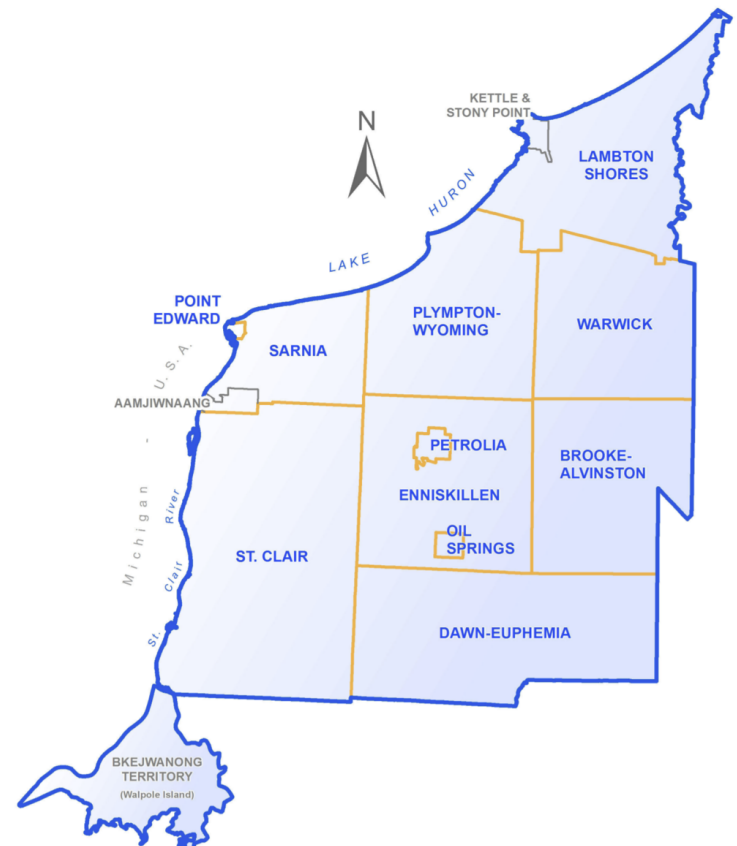
What language skills are sought by 1-Digit NOC?

BROAD OCCUPATIONAL CATEGORY	Bilingual Language Jobs	Spanish Language Jobs	Cantonese Language Jobs	Grand total
Business, finance and administration occu...	17			17
Health occupations	43			43
Management occupations	13	1		14
Natural and applied sciences and related o...	4			4
Occupations in art, culture, recreation and ...	2			2
Occupations in education, law and social, ...	14			14
Occupations in manufacturing and utilities	1			1
Other labourers in processing, manufactur...	2			2
Sales and service occupations	42		1	43
Trades, transport and equipment operator...	13			13
Grand total	151	1	1	153

MULTILINGUAL JOB POSTINGS BY MUNICIPALITY

What language skills are sought by 4-Digit NOC?

MUNICIPALITY	JOB LANGUAGES	AVG POSTING LENGTH IN DAYS	MEDIAN POSTING LENGTH IN DAYS
1. City of Sarnia	132	24.9	28
2. Municipality of Lambton Shores	8	28.7	28
3. Village of Point Edward	5	28.0	28
4. Town of Petrolia	5	28.0	28
5. Township of St. Clair	4	27.7	28
6. Town of Plympton-Wyoming	3		
7. Township of Warwick	3	28.0	28



LANGUAGE DEMAND BY JOB

What language skills are sought by 4-Digit NOC?

	4 DIGIT NOC NAME	POSTINGS ▾
1.	Licensed practical nurses	17
2.	Other customer and information service...	16
3.	Registered nurses and registered psychi...	10
4.	Retail salespersons	7
5.	Administrative assistants	4
6.	Early childhood educators and assistants	4
7.	Nurse aides, orderlies and patient servic...	4
8.	Retail and wholesale trade managers	4
9.	Managers in health care	4
10.	Social and community service workers	3
11.	Human resources managers	2
12.	Home support workers, housekeepers an...	2
13.	Cooks	2
14.	Other automotive mechanical installers ...	2
15.	Security guards and related security serv...	2
16.	Other assisting occupations in support o...	2
17.	Inspectors in public and environmental h...	2
18.	Material handlers	2
19.	Accounting and related clerks	2
20.	Physiotherapists	2
21.	Heavy-duty equipment mechanics	2
22.	Technical sales specialists - wholesale t...	2
23.	Food service supervisors	2
24.	Medical administrative assistants	2
25.	Receptionists	2
26.	Other sales related occupations	2
27.	Nursing co-ordinators and supervisors	2
28.	Human resources and recruitment officers	2
29.	Hairstylists and barbers	2
30.	Computer network technicians	1
31.	Real estate agents and salespersons	1
32.	Dental hygienists and dental therapists	1
		1 - 71 / 71 < >

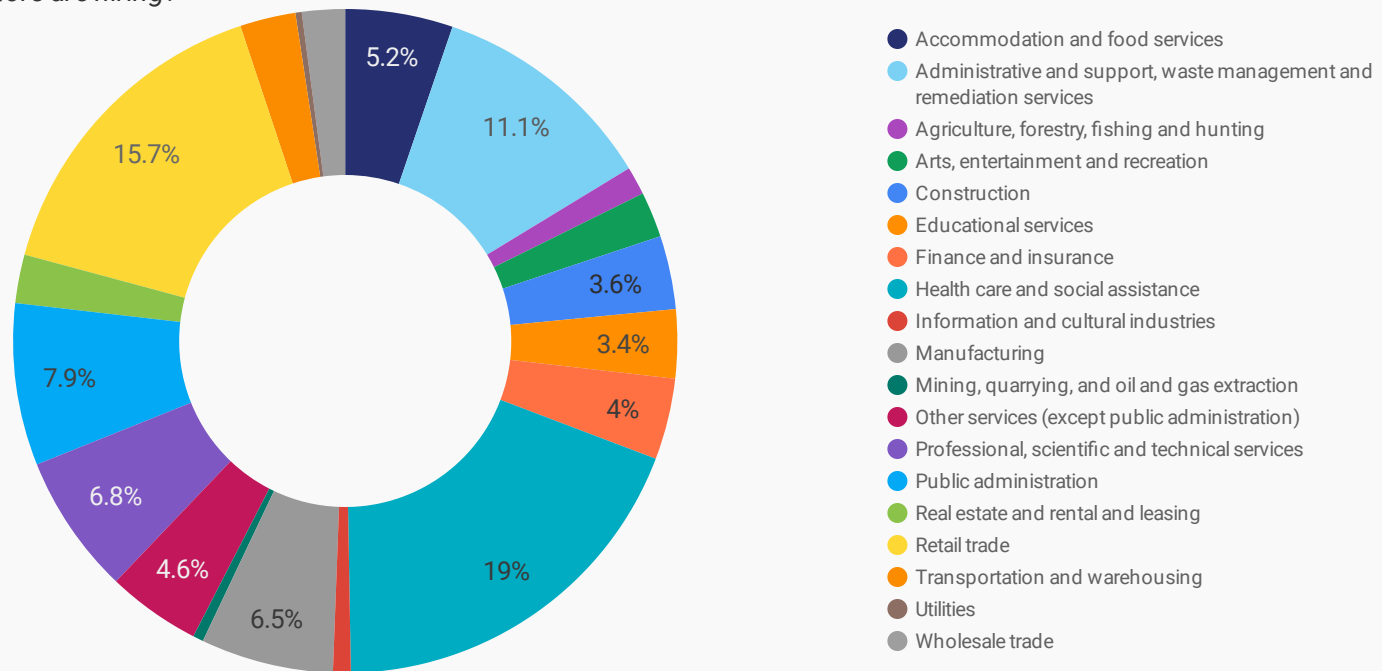
MULTILINGUAL HIRING EMPLOYERS

Which employers are seeking multilingual candidates?

	COMPANY	POSTINGS ▾
1.	Victorian Order of Nurses	19
2.	Victoria Order Of Nurses	12
3.	LCBO	7
4.	Home and Community Care Support Services	7
5.	Home and Community Care Support Services South West	5
6.	Sun Life Financial	5
7.	The Insignia Hotel by Marriott	3
8.	EXPRESS EMPLOYMENT PROFESSIONALS	3
9.	CarePartners	3
10.	Santa'Ville	2
11.	StressLess Natural Solutions	2
12.	Creative Education of Canada, Inc.	2
13.	BGC Sarnia-Lambton	2
14.	Canon Canada	2
15.	New England Arbors	2
16.	St. Clair Catholic District School Board	2
17.	The Federal Bridge Corporation Limited	2
18.	Hughes Intelligence	2
19.	The WorkPlace Group	2
20.	CIBC	2
21.	C.L Benninger Equipment (1995) Ltd / SouthPoint Equipment	2
22.	Conseil scolaire catholique Providence (Ontario)	2
23.	InFocus Eyecare	2
24.	Bailey Toyota	1
25.	Kingston Data and Credit	1
26.	Twin Creeks Greenhouse Inc.	1
27.	Early Learning Center - Point Edward	1
		1 - 50 / 91 < >

TOP HIRING SECTORS BY 2-DIGIT NAICS CODE

What sectors are hiring?



	NAICS CODE	2-DIGIT NAICS LABEL	POSTING COUNT	AVG POSTING LENGTH IN DAYS	MEDIAN POSTING LENGTH IN DAYS
1.	62	Health care and social assistance	351	23.3	28
2.	44-45	Retail trade	303	27.2	28
3.	56	Administrative and support, waste management and remediation services	201	26.4	28
4.	91	Public administration	159	30.1	28
5.	54	Professional, scientific and technical services	120	24.2	28
6.	31-33	Manufacturing	119	24.4	28
7.	72	Accommodation and food services	113	27.7	28
8.	81	Other services (except public administration)	84	19.8	28
9.	23	Construction	66	27.5	28
10.	52	Finance and insurance	66	22.6	28
11.	48-49	Transportation and warehousing	54	28.2	28
12.	61	Educational services	54	23.8	28
13.	53	Real estate and rental and leasing	44	25.8	28
14.	41	Wholesale trade	43	31.7	28
15.	71	Arts, entertainment and recreation	39	27.2	28
16.	51	Information and cultural industries	36	25.1	28
17.	11	Agriculture, forestry, fishing and hunting	24	26.1	28
18.	22	Utilities	13	28.9	28
19.	21	Mining, quarrying, and oil and gas extraction	8	12.0	12

NOTE: NAICS code 56 includes Employment Agencies. Manufacturing includes codes 31-33, Retail Trade includes codes 44-45 and Transportation and Warehousing includes codes 48-49.

TOP HIRING SECTORS BY 3-DIGIT NAICS CODE

What sectors are hiring?

	NAICS CODE	3-DIGIT NAICS LABEL	POSTING COUNT ▾	AVERAGE POSTING LENGTH IN DAYS	MEDIAN POSTING LENGTH IN DAYS
1.	621	Ambulatory health care services	219	25.0	28
2.	561	Administrative and support services	176	26.3	28
3.	541	Professional, scientific and technical services	120	24.2	28
4.	912	Provincial and territorial public administration	82	28.7	30
5.	722	Food services and drinking places	75	28.7	28
6.	611	Educational services	54	23.8	28
7.	325	Chemical manufacturing	54	22.3	28
8.	913	Local, municipal and regional public administration	54	26.9	28
9.	622	Hospitals	51	15.9	8
10.	624	Social assistance	43	25.0	28
11.	445	Food and beverage stores	42	25.8	28
12.	453	Miscellaneous store retailers	42	26.9	28
13.	452	General merchandise stores	41	25.5	28
14.	721	Accommodation services	38	25.4	27
15.	623	Nursing and residential care facilities	38	26.8	28
16.	448	Clothing and clothing accessories stores	38	28.8	28
17.	446	Health and personal care stores	38	26.4	28
18.	236	Construction of buildings	36	27.6	28
19.	522	Credit intermediation and related activities	36	20.2	28
20.	713	Amusement, gambling and recreation industries	36	28.2	28
21.	442	Furniture and home furnishings stores	31	31.9	28
22.	811	Repair and maintenance	31	20.8	28
23.	812	Personal and laundry services	28	13.4	10
24.	444	Building material and garden equipment and supplies dealers	28	23.8	28
25.	238	Specialty trade contractors	28	27.4	28
26.	531	Real estate	26	26.2	28
27.	441	Motor vehicle and parts dealers	26	29.9	28
28.	813	Religious, grant-making, civic, and professional and similar organizations	25	25.1	28
29.	562	Waste management and remediation services	25	27.5	28
30.	911	Federal government public administration	23	53.7	28
31.	484	Truck transportation	20	27.6	28

TOP HIRING SECTORS BY 4-DIGIT NAICS CODE

What sectors are hiring?

	NAICS CODE	4-DIGIT NAICS LABEL	POSTING COUNT ▾	AVERAGE POSTING LENGTH IN DAYS	MEDIAN POSTING DAYS IN LENGTH
1.	6216	Home health care services	141	23.4	28
2.	5613	Employment services	114	26.6	28
3.	9122	Provincial labour and employment services	80	28.7	30
4.	7225	Full-service restaurants and limited-service eating places	60	29.3	28
5.	9139	Other local, municipal and regional public administration	54	26.9	28
6.	6221	General medical and surgical hospitals	51	15.9	8
7.	6213	Offices of other health practitioners	45	27.9	28
8.	5413	Architectural, engineering and related services	43	24.5	28
9.	4461	Health and personal care stores	38	26.4	28
10.	7211	Traveller accommodation	37	25.3	27
11.	4481	Clothing stores	36	28.9	28
12.	3251	Basic chemical manufacturing	35	20.8	28
13.	2361	Residential building construction	31	27.6	28
14.	5416	Management, scientific and technical consulting services	30	21.0	28
15.	6112	Community colleges and C.E.G.E.P.s	28	26.5	28
16.	5221	Depository credit intermediation	28	19.3	27.5
17.	5617	Services to buildings and dwellings	27	24.2	28
18.	4529	Other general merchandise stores	27	24.8	28
19.	5616	Investigation and security services	27	25.8	28
20.	4421	Furniture stores	27	25.0	28
21.	4451	Grocery stores	27	23.7	28
22.	4441	Building material and supplies dealers	25	23.3	28
23.	6241	Individual and family services	23	24.7	28
24.	6233	Community care facilities for the elderly	22	26.3	28
25.	4539	Other miscellaneous store retailers	22	26.4	28
26.	7139	Other amusement and recreation industries	21	26.3	28
27.	8134	Civic and social organizations	21	24.8	28
28.	4533	Used merchandise stores	20	27.9	28
29.	8121	Personal care services	19	11.8	10
30.	4841	General freight trucking	19	27.6	28
31.	4411	Automobile dealers	18	27.3	28

TOP HIRING SECTORS BY 5-DIGIT NAICS CODE

What sectors are hiring?

	NAICS CODE	5-DIGIT NAICS LABEL	POSTING COUNT ▾	AVERAGE POSTING LENGTH IN DAYS	MEDIAN POSTING LENGTH IN DAYS
1.	62161	Home health care services	141	23.4	28
2.	56131	Employment placement agencies and executive search services	111	27.5	28
3.	91221	Provincial labour and employment services	80	28.7	30
4.	72251	Full-service restaurants and limited-service eating places	60	29.3	28
5.	91391	Other local, municipal and regional public administration	54	26.9	28
6.	62211	General medical and surgical hospitals	51	15.9	8
7.	54133	Engineering services	39	26.1	28
8.	72111	Hotels (except casino hotels) and motels	33	25.3	27
9.	23611	Residential building construction	31	27.6	28
10.	61121	Community colleges and C.E.G.E.P.s	28	26.5	28
11.	45299	All other general merchandise stores	27	24.8	28
12.	56161	Investigation, guard and armoured car services	27	25.8	28
13.	44211	Furniture stores	27	25.0	28
14.	52211	Banking	27	18.7	27
15.	44511	Supermarkets and other grocery (except convenience) stores	26	23.1	28
16.	32511	Petrochemical manufacturing	25	17.9	14
17.	44411	Home centres	23	22.9	28
18.	62331	Community care facilities for the elderly	22	26.3	28
19.	81341	Civic and social organizations	21	24.8	28
20.	44611	Pharmacies and drug stores	21	26.7	28
21.	45331	Used merchandise stores	20	27.9	28
22.	62139	Offices of all other health practitioners	19	28.0	28
23.	56172	Janitorial services	19	21.3	28
24.	54169	Other scientific and technical consulting services	19	28.8	28
25.	61111	Elementary and secondary schools	17	19.0	28
26.	54121	Accounting, tax preparation, bookkeeping and payroll services	16	22.0	24.5
27.	51913	Internet publishing and broadcasting, and web search portals	16		
28.	44814	Family clothing stores	16	28.5	28
29.	81211	Hair care and esthetic services	15	10.5	10
30.	71321	Casinos (except casino hotels)	15	32.0	32
31.	45211	Department stores	14	28.0	28

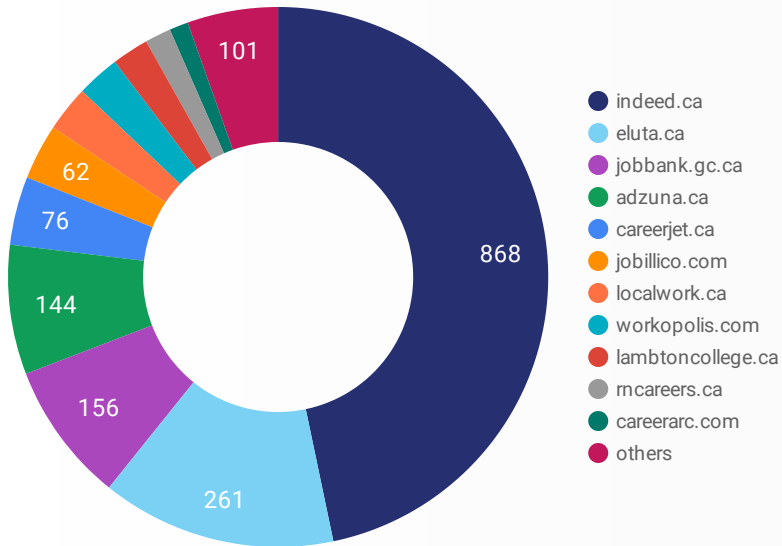
TOP HIRING SECTORS BY 6-DIGIT NAICS CODE

What sectors are hiring?

	NAICS CODE	6-DIGIT NAICS LABEL	POSTING COUNT ▾	AVG POSTING LENGTH IN DAYS	MEDIAN POSTING LENGTH IN DAYS
1.	621610	Home health care services	141	23.4	28
2.	561310	Employment placement agencies and executive search services	111	27.5	28
3.	912210	Provincial labour and employment services	80	28.7	30
4.	913910	Other local, municipal and regional public administration	54	26.9	28
5.	622111	General (except paediatric) hospitals	51	15.9	8
6.	541330	Engineering services	39	26.1	28
7.	721111	Hotels	33	25.3	27
8.	722512	Limited-service eating places	32	28.2	28
9.	236110	Residential building construction	31	27.6	28
10.	611210	Community colleges and C.E.G.E.P.s	28	26.5	28
11.	722511	Full-service restaurants	28	30.1	28
12.	561612	Security guard and patrol services	27	25.8	28
13.	522111	Personal and commercial banking industry	27	18.7	27
14.	442110	Furniture stores	27	25.0	28
15.	452999	All other miscellaneous general merchandise stores	26	24.8	28
16.	445110	Supermarkets and other grocery (except convenience) stores	26	23.1	28
17.	325110	Petrochemical manufacturing	25	17.9	14
18.	444110	Home centres	23	22.9	28
19.	623310	Community care facilities for the elderly	22	26.3	28
20.	446110	Pharmacies and drug stores	21	26.7	28
21.	813410	Civic and social organizations	21	24.8	28
22.	453310	Used merchandise stores	20	27.9	28
23.	561722	Janitorial services (except window cleaning)	19	21.3	28
24.	541690	Other scientific and technical consulting services	19	28.8	28
25.	621390	Offices of all other health practitioners	19	28.0	28
26.	611110	Elementary and secondary schools	17	19.0	28
27.	448140	Family clothing stores	16	28.5	28
28.	519130	Internet publishing and broadcasting and web search portals	16		
29.	812116	Unisex hair salons	15	10.5	10
30.	713210	Casinos (except casino hotels)	15	32.0	32
31.	541212	Offices of accountants	14	22.0	27

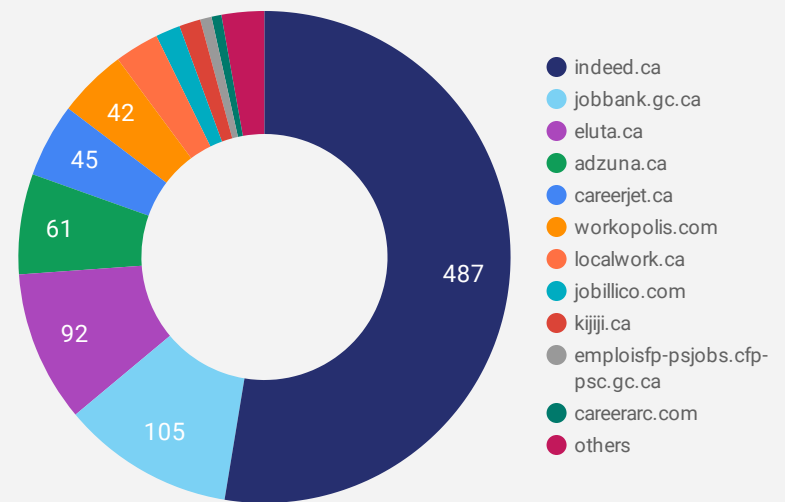
JOB POSTINGS BY JOB BOARD

What share of unique job postings appear on each job board?



COMPANIES BY JOB BOARD

What share of unique job postings appear on each job board?



JOB POSTING DETAILS BY JOB BOARD

How does job posting activity differ by job board?

	JOB BOARD	POSTING COUNT ▾	AVG POSTING LENGTH IN DAYS	MEDIAN POSTING LENGTH IN DAYS	# OF COMPANIES
1.	indeed.ca	868	27	28	487
2.	eluta.ca	261	28	28	92
3.	jobbank.gc.ca	156	27	23	105
4.	adzuna.ca	144	22	22	61
5.	careerjet.ca	76	25	35	45
6.	jobillico.com	62	11	8	15
7.	localwork.ca	51	9	6	27
8.	workopolis.com	48	29	32	42
9.	lambtoncollege.ca	41	37	33	1
10.	rncareers.ca	29	14	13	4
11.	careerarc.com	21	32	17.5	6
12.	countyoflambton.njoyn.com	20	13	10	1
13.	kijiji.ca	20	15	15	13
14.	theworkplacegroup.ca	18	33	31	1
15.	emploisfp-psjobs.cfp-psc.gc.ca	8			7
16.	careerowl.ca	6	129	129	5
17.	sarnia.ca	6	28	31	1
18.	en.agilus.ca	5	26	31	1