

JOB DEMAND REPORT

JANUARY 2023

HIGHLIGHTS

JOB POSTINGS BY THE NUMBERS

POSTING COUNT	NEW POSTINGS	COMPANIES	JOB BOARDS
1,954	1,190	737	29

OF DAYS POSTED

AVERAGE	MEDIAN
27.6	28

REPORT BUILDER

The default filter selection below will show all job demand data for the month. You can use the filters to create a customized report for the purpose of understanding a subset of the data.

OCCUPATION FILTERS

SKILL TYPE NAME / 1-DIGIT NOC	▼
MAJOR GROUP / 2-DIGIT NOC	▼
MINOR GROUP / 3-DIGIT NOC	▼
UNIT GROUP / 4-DIGIT NOC	▼
SKILL LEVEL	▼
JOB TYPE	▼
JOB DURATION	▼
ADDITIONAL LANGUAGE	▼
SPECIFIC JOB TAGS	▼

INDUSTRY/SECTOR FILTERS

HIRING SECTOR BY 2-DIGIT NAICS CODE	▼
HIRING SECTOR BY 3-DIGIT NAICS CODE	▼
HIRING SECTOR BY 4-DIGIT NAICS CODE	▼
HIRING SECTOR BY 5-DIGIT NAICS CODE	▼
HIRING SECTOR BY 6-DIGIT NAICS CODE	▼

OTHER FILTERS

MUNICIPALITY	▼
CITY OR COUNTY	▼
JOB BOARD	▼

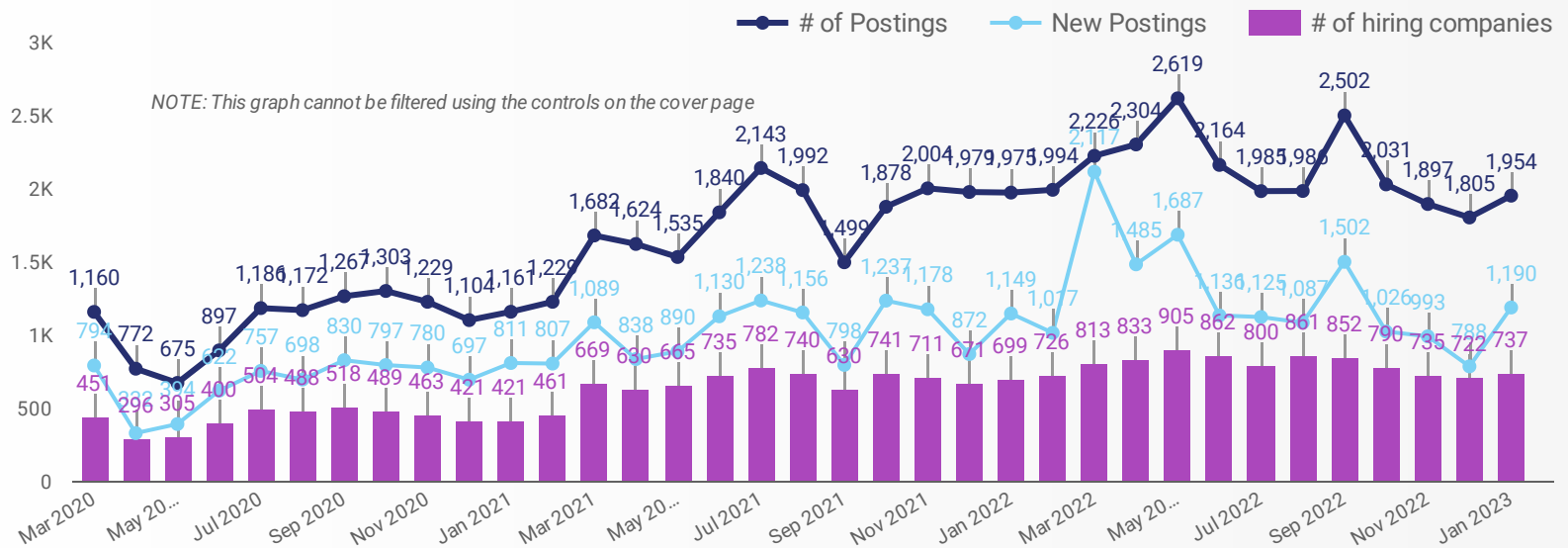
NOC = National Occupation Classification | NAICS = North American Industry Classification System

Source:

Job posting data collected by the Sarnia Lambton Workforce Development Board from job boards and employer websites who recruit candidates in the City of Sarnia and Lambton County.

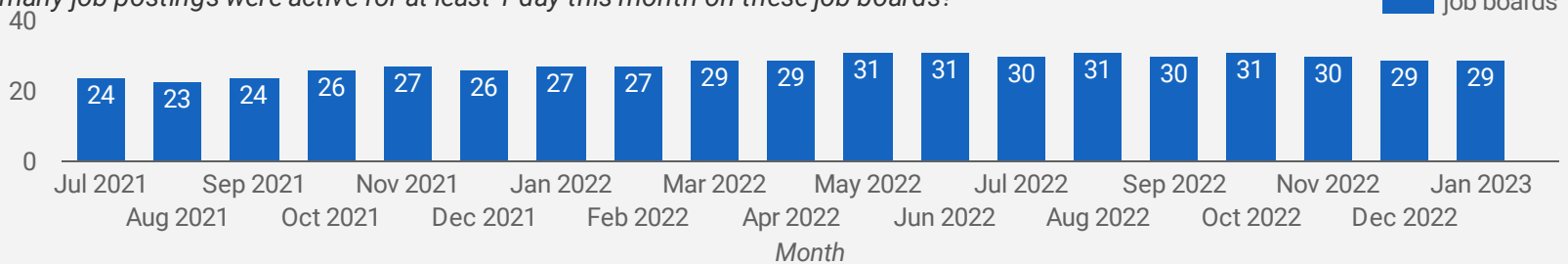
JOB POSTINGS BY MONTH FOR SARNIA & LAMBTON AREA

How many job postings were active for at least 1 day this month?



NUMBER OF ACTIVE JOB BOARDS

How many job postings were active for at least 1 day this month on these job boards?



AVG & MEDIAN POSTING LENGTH BY DAYS

How long are employers having to recruit for to find candidates to fill their job vacancies?



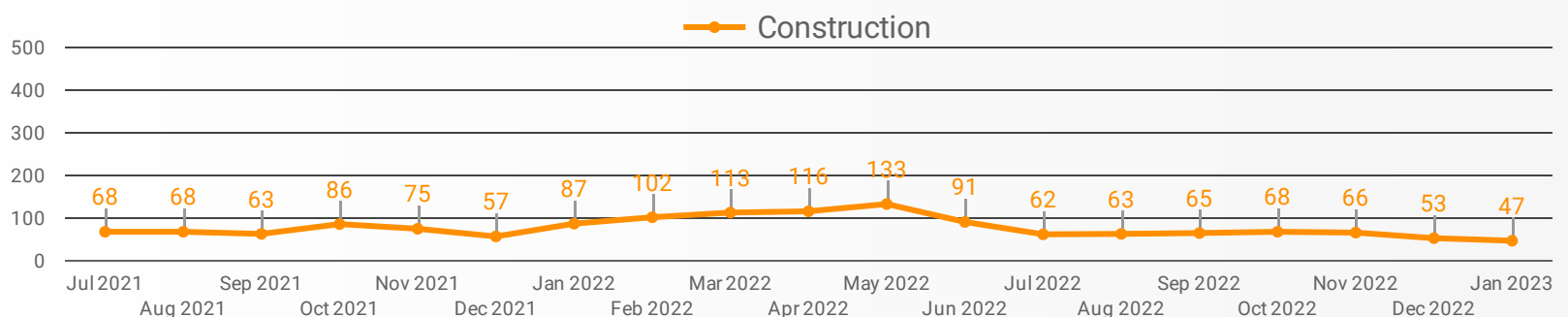
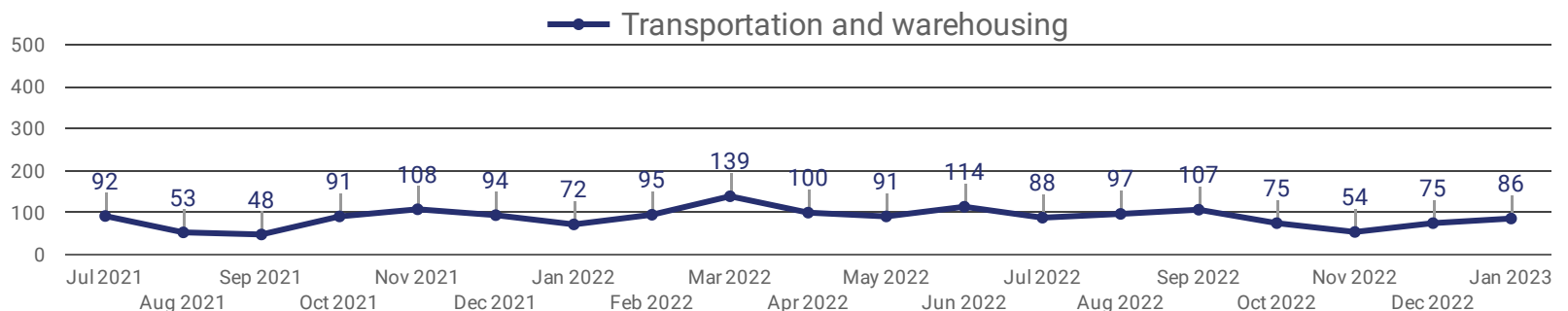
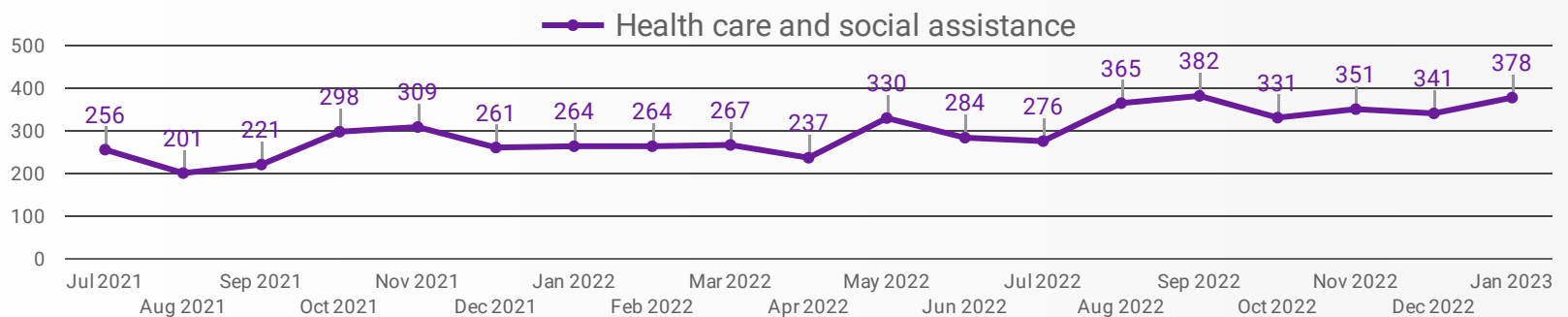
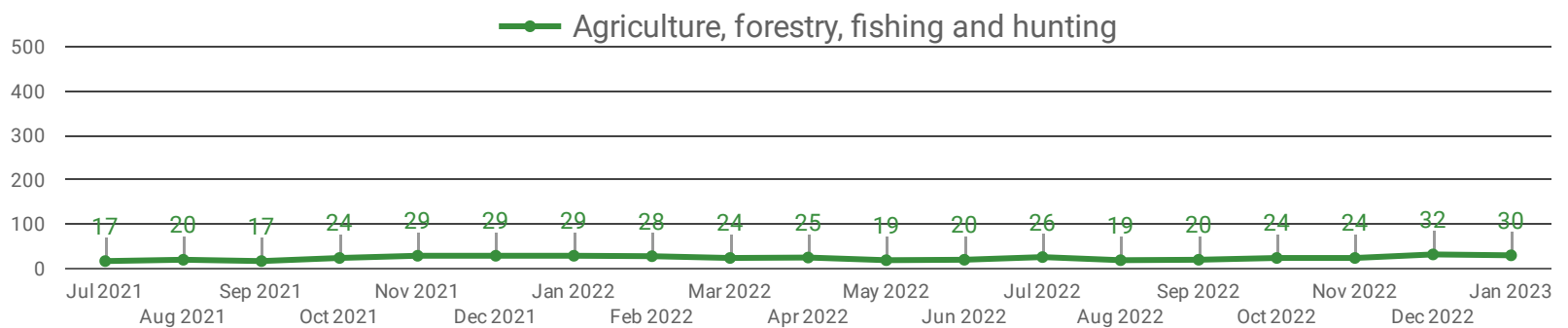
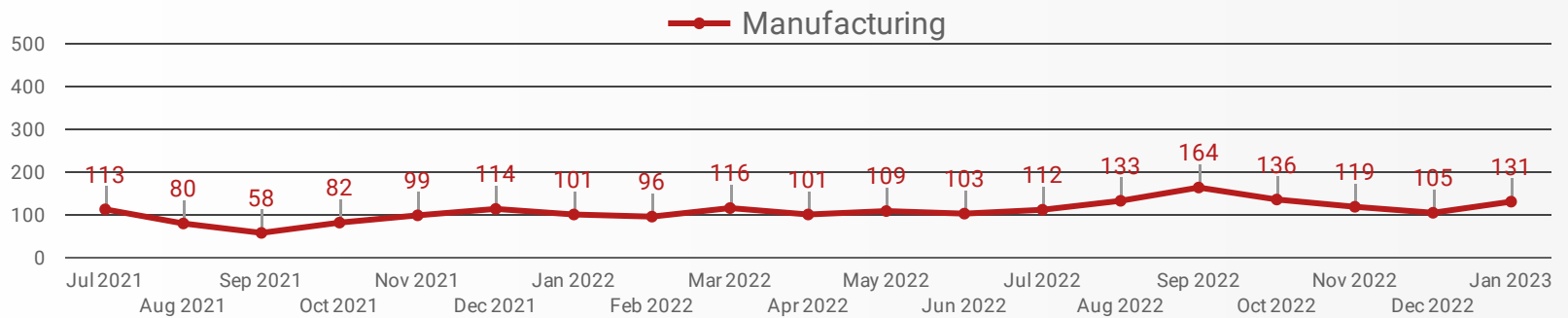
POST DATE TIMELINE FOR THIS MONTH'S ACTIVE JOB POSTINGS

How many job postings were active for at least 1 day this month?



DEMAND BY KEY SECTOR (SARNIA & LAMBTON AREA)

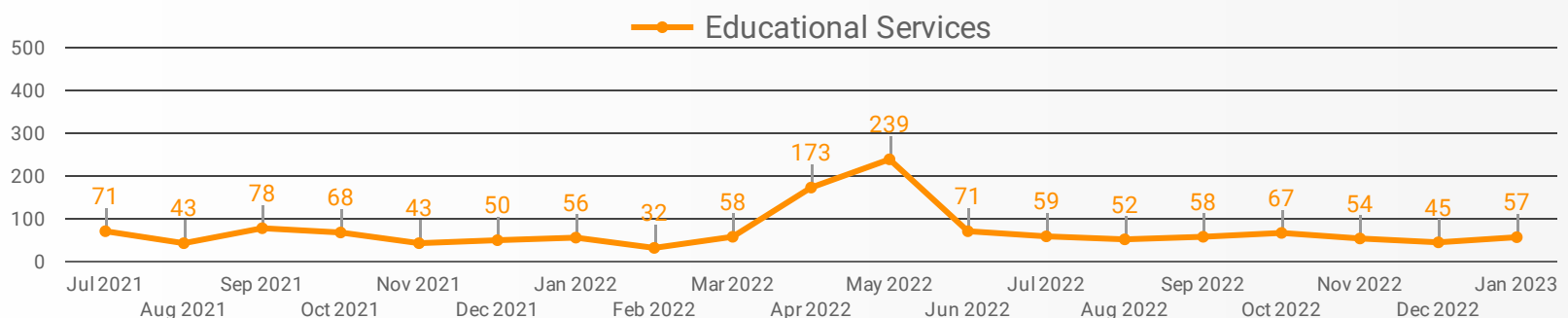
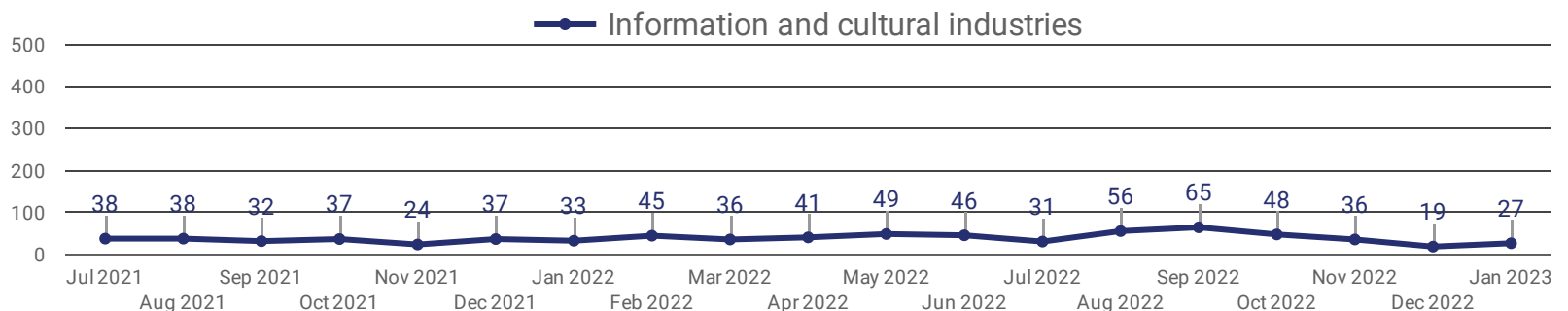
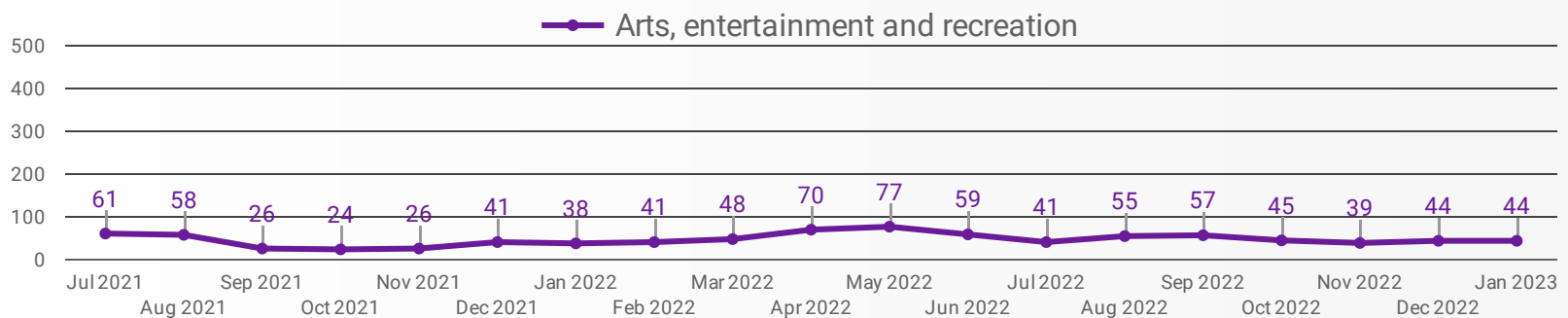
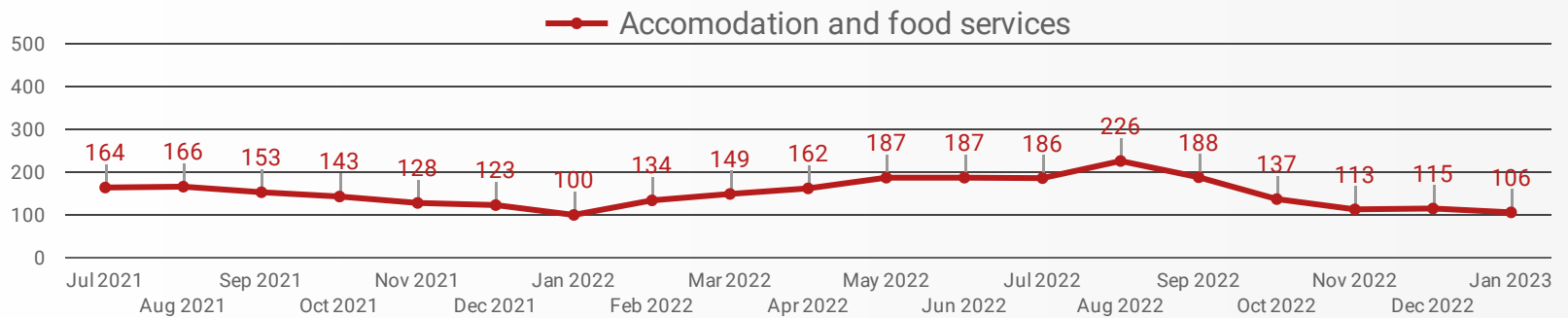
How many job postings were active for at least 1 day this month by sector?



NOTE: This graph cannot be filtered using the controls on the cover page

DEMAND BY IMPACTED SECTOR (SARNIA & LAMBTON COUNTY)

How many job postings were active for at least 1 day this month by sector?

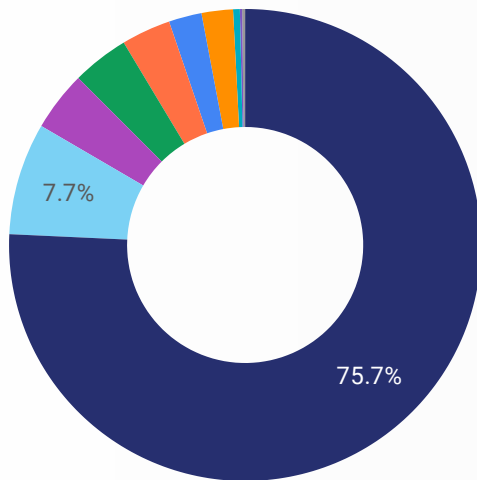


NOTE: This graph cannot be filtered using the controls on the cover page

JOB POSTINGS BY MUNICIPALITY

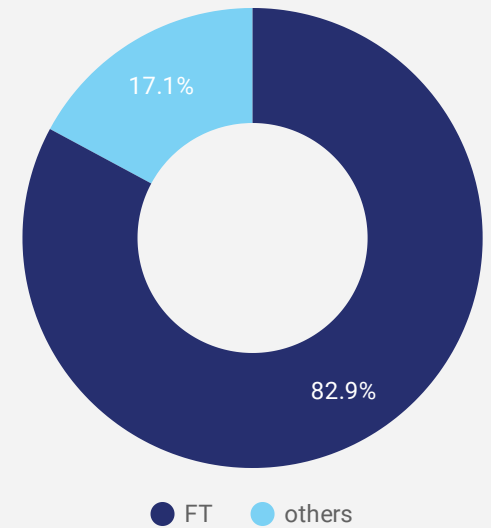
Where are job opportunities being offered?

	MUNICIPALITY	POSTING COUNT	AVG POSTING LENGTH IN DAYS	MEDIAN POSTING LENGTH IN DAYS
1.	City of Sarnia	1,479	27.5	28
2.	Municipality of Lambton Shores	150	24.7	28
3.	Township of St. Clair	80	25.8	28
4.	Town of Petrolia	76	34.3	28
5.	Town of Plympton-Wyoming	66	23.2	28
6.	Township of Warwick	44	37.9	28
7.	Village of Point Edward	42	26.3	28
8.	Township of Dawn-Euphemia	9	25.2	28
9.	Village of Oil Springs	3	29.0	29
10.	Township of Enniskillen	2		
11.	Municipality of Brooke-Alvinston	1		



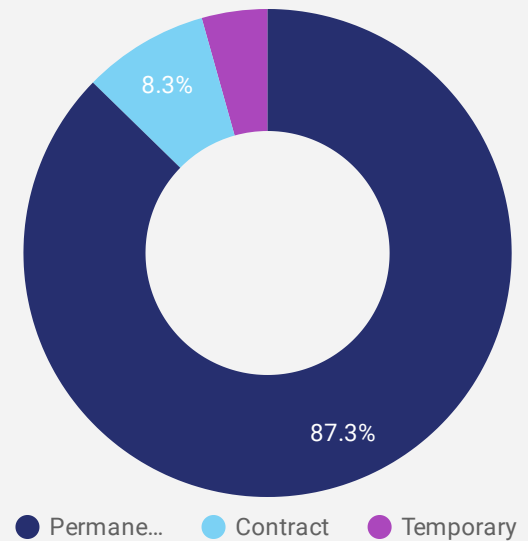
JOB TYPE

Full-time vs Part-time



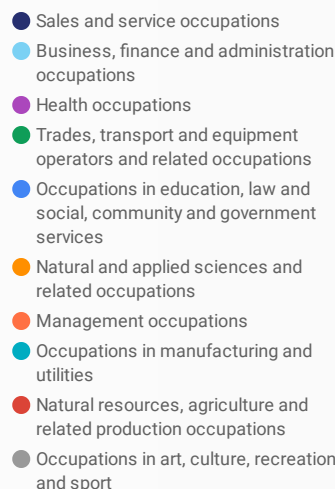
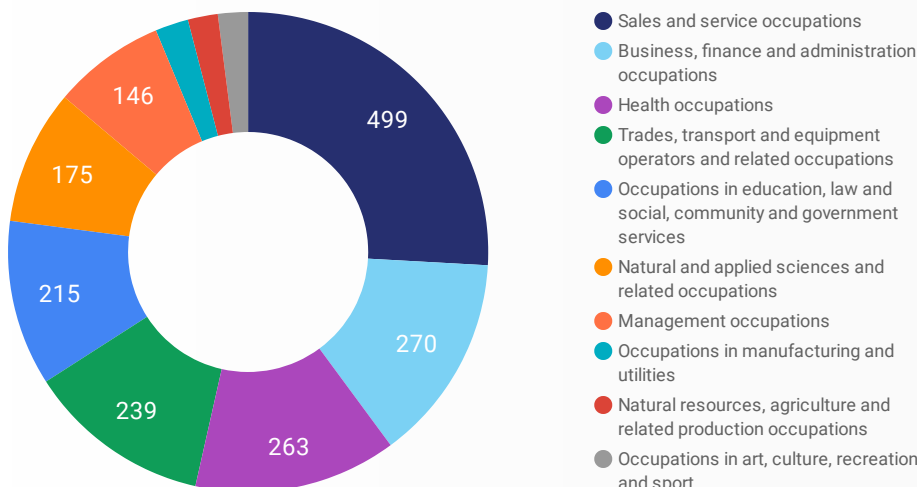
JOB DURATION

Permanency of jobs posted




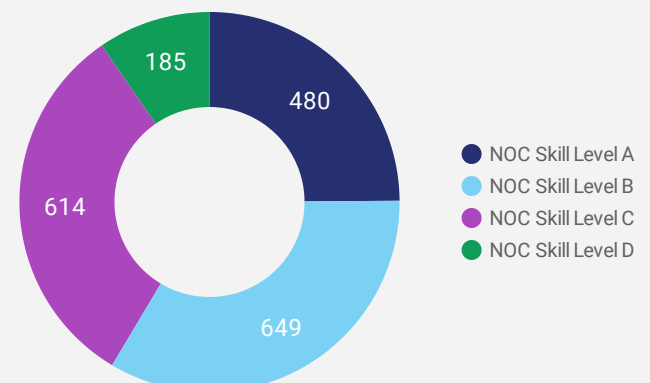
JOB POSTINGS BY JOB CATEGORY

What broad occupational category is being recruited?



JOB POSTINGS BY SKILL LEVEL

What education do occupations typically require?



Skill Level A = Usually University education | Skill Level B = Usually College education or Apprenticeship training | Skill Level C = Usually Secondary education or occupation-specific training | Skill Level D = Usually on-the-job training

TOP HIRING COMPANIES & AGENCIES

What companies are hiring?













	COMPANY	POSTINGS ▾	AVERAGE POSTING DURATION IN DAYS	MEDIAN POSTING DURATION IN DAYS
1.	Community Employment Services - Lambton College Petrolia	104	33.4	28
2.	County of Lambton	54	24.5	28
3.	Victorian Order of Nurses	54	42.5	28
4.	EXPRESS EMPLOYMENT PROFESSIONALS	46	26.7	28
5.	Bluewater Health	44	18.9	28
6.	Bayshore Home Care Solutions	23	27.9	28
7.	Lambton College	22	28.0	28
8.	Steeves and Rozema Group	18	23.3	28
9.	Revera Living	17	30.8	28
10.	Canada Post	16	22.2	28
11.	METRO INC.	16	32.6	28
12.	Victoria Order Of Nurses	15	45.6	39
13.	Lambton Kent District School Board	14	10.4	6
14.	Shoppers Drug Mart	14	25.8	28
15.	Suncor	14	27.9	28
16.	Mac-Weld Machining	14	39.3	28
17.	YMCA of Southwestern Ontario	14	24.2	28
18.	BDO Canada	12	86.5	87
19.	Lowe's	11	17.4	28
20.	A&W South Western Ontario	11	28.0	28
21.	The WorkPlace Group	11	37.2	32
22.	Libro Credit Union	11	77.1	28
23.	BELFOR CANADA INC.	10	20.2	20
24.	Shell	10	24.5	28
25.	Pathways Health Centre for Children	9	28.0	28
26.	Everest Automation	9	23.0	28
27.	McDonald's Restaurants	9	21.2	21
28.	NOVA Chemicals Corporation	9	27.8	28
29.	CANADIAN MENTAL HEALTH ASSOCIATION, LAMBTON KENT BRANCH	9	28.0	28
30.	CarePartners	8	13.3	9
31.	USFCA	7	21.2	28

TOP HOURLY WAGES IN JOB POSTINGS

What are employers willing to pay to find the perfect candidate?


of Minimum Wage Jobs

64

	JOB TITLE	COMPANY	LOCATION	HOURLY WAGE ▾
1.	Registered Massage Therapist Needed	Needham Spine Centre	City of Sarnia	100 
2.	Planning Engineer	NES Fircroft	City of Sarnia	92 
3.	Apm Process Analytics Specialist	Adecco Canada	City of Sarnia	90 
4.	Pharmacist Needed For Travel Opportunity	RPI Consulting Group	City of Sarnia	85 
5.	I&c / Functional Safety Engineer	Kent PLC	City of Sarnia	74 
6.	Pharmacist Fulltime M-f 9-5. No Evenings Or Weekends	PHARMACHOICE	City of Sarnia	70 
7.	Physiotherapist Or Physiotherapy Resident	Inspiration Home Therapy Clinic	City of Sarnia	70 
8.	Registered Nurse 60- 65/hr	Carecan Health Services	City of Sarnia	65 
9.	Registered Nurse (rn)	Teamcare Staffing	City of Sarnia	65 
10.	Staff Pharmacist M-f 9-5 No Evenings Or Weekends	PHARMACHOICE	City of Sarnia	65 
11.	Fulltime Pharmacist M-f 9-5	PHARMACHOICE	City of Sarnia	65 
12.	Clinical Pharmacist	Bandet Canada	City of Sarnia	60 
				1 - 100 / 425 < >

TOP SALARIES IN JOB POSTINGS

What are employers willing to pay to find the perfect candidate?

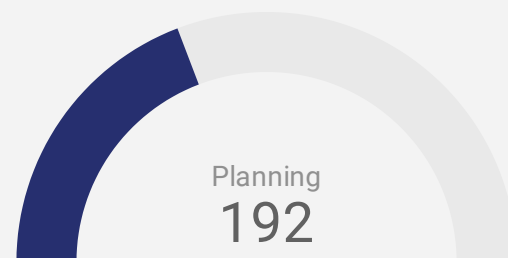
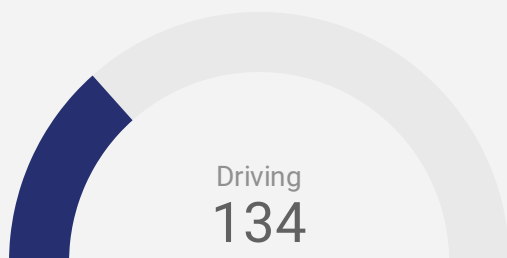
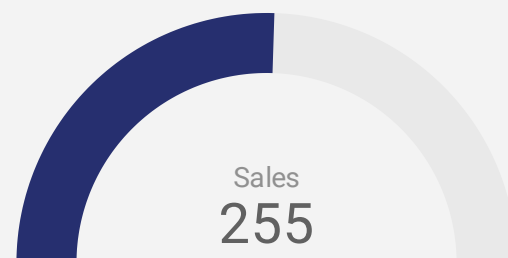
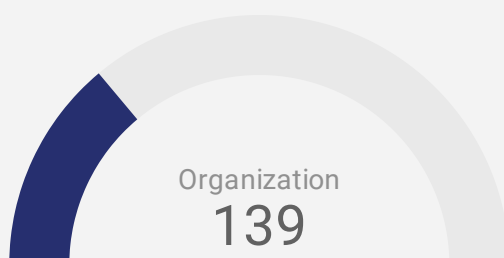
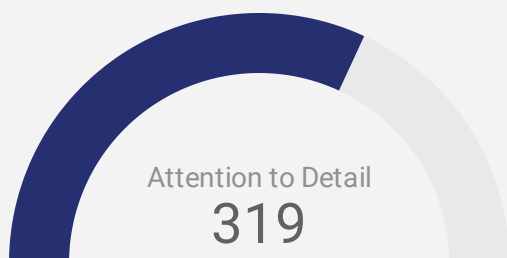
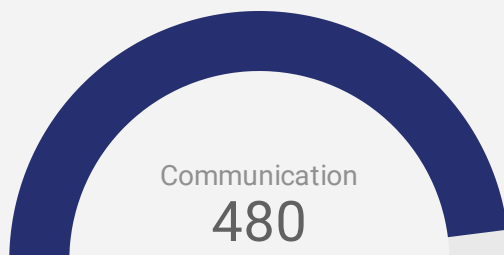
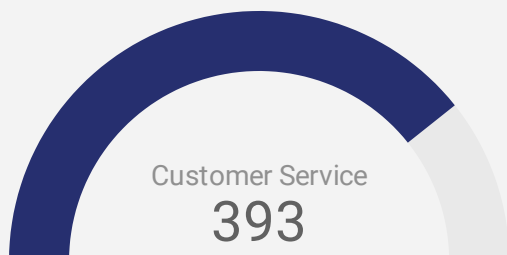
	JOB TITLE	COMPANY	LOCATION	ANNUAL SALARY ▾
1.	Real Estate Agent	Certainli Realty	City of Sarnia	350,000 
2.	Owner Operator- Fast - Chemical	Seaboard Transport Group	City of Sarnia	280,000 
3.	Class Az Owner Operator Truck Driver	Trimac Transportation	City of Sarnia	275,000 
4.	Sales Executive, Animal Feed Additives And Human Nutrition Products	LCY Biosciences Inc. and LCY Biosciences & Nutrition	City of Sarnia	150,000 
5.	Staff Lawyer - Family	Legal Aid Ontario	City of Sarnia	142,422 
6.	Duty Counsel - Family & Criminal (permanent)	Legal Aid Ontario	City of Sarnia	142,422 
7.	Project Manager/estimator - Mechanical	EXPRESS EMPLOYMENT PROFESSIONALS	City of Sarnia	140,000 
8.	Project Manager/estimator	EXPRESS EMPLOYMENT PROFESSIONALS	City of Sarnia	140,000 
9.	Technical Sales Executive	EXPRESS EMPLOYMENT PROFESSIONALS	City of Sarnia	125,000 
				1 - 100 / 503 < >

TOP IN-DEMAND SKILLS

How many times were these skills found in job postings?

ACTIVE JOB POSTINGS THIS MONTH

1,954



KEY JOB REQUIREMENTS

How often are these requirements desired in job postings?

ACTIVE JOB POSTINGS THIS MONTH

1,954



Driver's License
8



First Aid
141



Regular Access to a Vehicle
131



Criminal Record Check
134



Microsoft Office
118



Food Safety
37

JOB POSTINGS BY 4-DIGIT NOC, SKILL LEVEL, FREQUENCY & DURATION

What jobs are hard-to-fill and/or in-demand?

	4-DIGIT NOC CODE	4-DIGIT NOC LABEL	OCCUPATION'S SKILL LEVEL	POSTING COUNT	AVG POSTING LENGTH IN DAYS	MEDIAN POSTING LENGTH IN DAYS
1.	6421	Retail salespersons	NOC Skill Level C	94	27	28
2.	4412	Home support workers, housekeepers and related occupations	NOC Skill Level C	83	28	28
3.	3012	Registered nurses and registered psychiatric nurses	NOC Skill Level A	62	27	28
4.	1241	Administrative assistants	NOC Skill Level B	59	26	28
5.	6552	Other customer and information services representatives	NOC Skill Level C	49	27	28
6.	3233	Licensed practical nurses	NOC Skill Level B	47	30	28
7.	621	Retail and wholesale trade managers	NOC Skill Level A	45	24	28
8.	6322	Cooks	NOC Skill Level B	43	27	28
9.	7511	Transport truck drivers	NOC Skill Level C	40	28	28
10.	4212	Social and community service workers	NOC Skill Level B	34	25	28
11.	6731	Light duty cleaners	NOC Skill Level D	31	23	28
12.	7452	Material handlers	NOC Skill Level C	30	27	28
13.	6711	Food counter attendants, kitchen helpers and related support occupations	NOC Skill Level D	29	27	28
14.	7321	Automotive service technicians, truck and bus mechanics and mechanical repairers	NOC Skill Level B	28	23	28
15.	3131	Pharmacists	NOC Skill Level A	26	29	28
16.	6733	Janitors, caretakers and building superintendents	NOC Skill Level D	26	24	28
17.	4214	Early childhood educators and assistants	NOC Skill Level B	26	29	28
18.	6513	Food and beverage servers	NOC Skill Level C	24	23	28
19.	2134	Chemical engineers	NOC Skill Level A	23	28	28
20.	1414	Receptionists	NOC Skill Level C	21	25	27.5
21.	8431	General farm workers	NOC Skill Level C	20	28	28
22.	6551	Customer services representatives - financial institutions	NOC Skill Level C	20	42	28
23.	6541	Security guards and related security service occupations	NOC Skill Level C	20	29	28
24.	6623	Other sales related occupations	NOC Skill Level D	19	28	28
25.	1411	General office support workers	NOC Skill Level C	17	20	21.5
26.	6211	Retail sales supervisors	NOC Skill Level B	16	20	27
27.	3219	Other medical technologists and technicians (except dental health)	NOC Skill Level B	15	26	28
28.	7611	Construction trades helpers and labourers	NOC Skill Level D	15	34	28
29.	4152	Social workers	NOC Skill Level A	15	21	28

JOB POSTINGS BY 3-DIGIT NOC, SKILL LEVEL, FREQUENCY & DURATION

What jobs are hard to fill and/or in-demand?

	3-DIGIT NOC CODE	3-DIGIT NOC LABEL	OCCUPATION'S SKILL LEVEL	POSTING COUNT ▾	AVG POSTING LENGTH IN DAYS	MEDIAN POSTING LENGTH IN DAYS
1.	642	Retail salespersons	NOC Skill Level C	94	27	28
2.	441	Home care providers and educational support occupations	NOC Skill Level C	86	28	28
3.	655	Customer and information services representatives	NOC Skill Level C	69	31	28
4.	673	Cleaners	NOC Skill Level D	68	23	28
5.	421	Paraprofessional occupations in legal, social, community and education services	NOC Skill Level B	68	26	28
6.	301	Professional occupations in nursing	NOC Skill Level A	66	26	28
7.	124	Office administrative assistants - general, legal and medical	NOC Skill Level B	63	25	28
8.	323	Other technical occupations in health care	NOC Skill Level B	57	30	28
9.	213	Civil, mechanical, electrical and chemical engineers	NOC Skill Level A	53	32	28
10.	751	Motor vehicle and transit drivers	NOC Skill Level C	52	28	28
11.	632	Chefs and cooks	NOC Skill Level B	49	27	28
12.	062	Retail and wholesale trade managers	NOC Skill Level A	45	24	28
13.	141	General office workers	NOC Skill Level C	38	23	27.5
14.	321	Medical technologists and technicians (except dental health)	NOC Skill Level B	36	24	28
15.	651	Occupations in food and beverage service	NOC Skill Level C	33	22	28
16.	745	Longshore workers and material handlers	NOC Skill Level C	30	27	28
17.	671	Food counter attendants, kitchen helpers and related support occupations	NOC Skill Level D	29	27	28
18.	732	Automotive service technicians	NOC Skill Level B	29	23	28
19.	111	Auditors, accountants and investment professionals	NOC Skill Level A	28	34	28
20.	341	Assisting occupations in support of health services	NOC Skill Level C	28	26	28
21.	415	Social and community service professionals	NOC Skill Level A	27	25	28
22.	313	Pharmacists, dietitians and nutritionists	NOC Skill Level A	26	29	28
23.	143	Financial, insurance and related administrative support workers	NOC Skill Level C	25	29	28
24.	071	Managers in customer and personal services, n.e.c.	NOC Skill Level A	24	25	28
25.	122	Administrative and regulatory occupations	NOC Skill Level B	24	32	28
26.	843	Agriculture and horticulture workers	NOC Skill Level C	24	28	28
27.	224	Technical occupations in electronics and electrical engineering	NOC Skill Level B	23	24	28
28.	662	Other sales support and related occupations	NOC Skill Level D	23	28	28
29.	731	Machinery and transportation equipment mechanics (except motor vehicles)	NOC Skill Level B	21	35	28

JOB POSTINGS BY 2-DIGIT NOC, SKILL LEVEL, FREQUENCY & DURATION

What jobs are hard to fill and/or in-demand?

	2-DIGIT NOC CODE	2-DIGIT NOC LABEL	OCCUPATION'S SKILL LEVEL	POSTING COUNT ▾	AVG POSTING LENGTH IN DAYS	MEDIAN POSTING LENGTH IN DAYS
1.	65	Service representatives and other customer and personal services occupations	NOC Skill Level C	141	28	28
2.	12	Administrative and financial supervisors and administrative occupations	NOC Skill Level B	108	26	28
3.	64	Sales representatives and salespersons - wholesale and retail trade	NOC Skill Level C	104	27	28
4.	32	Technical occupations in health	NOC Skill Level B	102	27	28
5.	67	Service support and other service occupations, n.e.c.	NOC Skill Level D	99	24	28
6.	21	Professional occupations in natural and applied sciences	NOC Skill Level A	93	30	28
7.	44	Care providers and educational, legal and public protection support occupations	NOC Skill Level C	89	28	28
8.	22	Technical occupations related to natural and applied sciences	NOC Skill Level B	82	25	28
9.	14	Office support occupations	NOC Skill Level C	78	24	28
10.	63	Service supervisors and specialized service occupations	NOC Skill Level B	71	32	28
11.	42	Paraprofessional occupations in legal, social, community and education services	NOC Skill Level B	68	26	28
12.	31	Professional occupations in health (except nursing)	NOC Skill Level A	67	32	28
13.	73	Maintenance and equipment operation trades	NOC Skill Level B	67	27	28
14.	30	Professional occupations in nursing	NOC Skill Level A	66	26	28
15.	75	Transport and heavy equipment operation and related maintenance occupations	NOC Skill Level C	60	30	28
16.	06	Middle management occupations in retail and wholesale trade and customer services	NOC Skill Level A	59	23	28
17.	41	Professional occupations in law and social, community and government services	NOC Skill Level A	50	25	28
18.	62	Retail sales supervisors and specialized sales occupations	NOC Skill Level B	48	25	28
19.	72	Industrial, electrical and construction trades	NOC Skill Level B	46	28	28
20.	11	Professional occupations in business and finance	NOC Skill Level A	41	30	28
21.	74	Other installers, repairers and servicers and material handlers	NOC Skill Level C	36	29	28
22.	66	Sales support occupations	NOC Skill Level D	36	24	28
23.	15	Distribution, tracking and scheduling co-ordination occupations	NOC Skill Level C	31	22	28
24.	76	Trades helpers, construction labourers and related occupations	NOC Skill Level D	30	31	28
25.	52	Technical occupations in art, culture, recreation and sport	NOC Skill Level B	29	31	28
26.	34	Assisting occupations in support of health services	NOC Skill Level C	28	26	28
27.	07	Managers in customer and personal services, n.e.c.	NOC Skill Level A	25	25	28

MULTILINGUAL JOB POSTINGS BY THE NUMBERS

ACTIVE POSTINGS
153

NEW POSTINGS
18

COMPANIES
81

LANGUAGES
3

OF DAYS POSTED

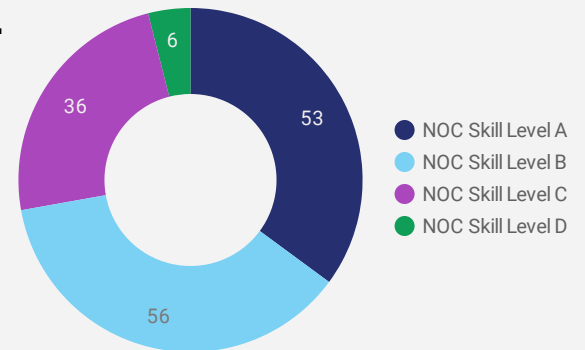
AVERAGE
31.5

MEDIAN
28

MULTILINGUAL JOB POSTINGS BY SKILL LEVEL

What language skills are employers looking for by occupational skill level?

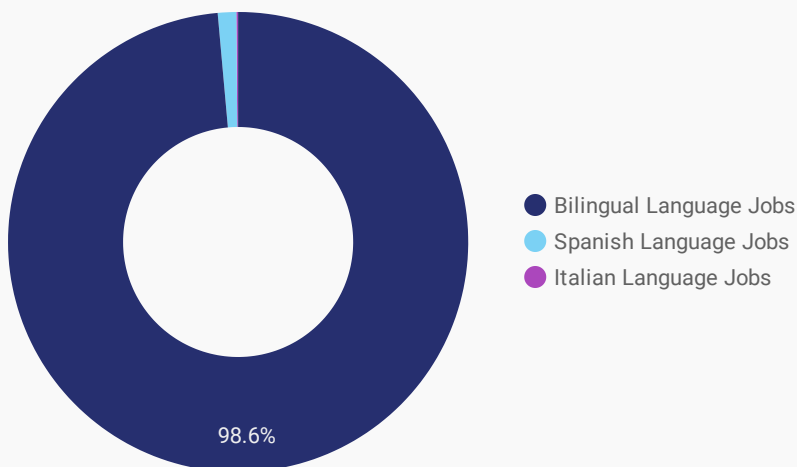
- 53** Skill Level A - Management/ Professional Occupations usually requiring University
- 56** Skill Level B - Usually college education or apprenticeship training
- 36** Skill Level C - Usually secondary education or occupation-specific training
- 6** Skill Level D - Usually on-the-job training



LANGUAGES	NOC Skill Level A	NOC Skill Level B	NOC Skill Level C	NOC Skill Level D
Bilingual Language Jobs	6
Italian Language Jobs		1		
Spanish Language Jobs	1			

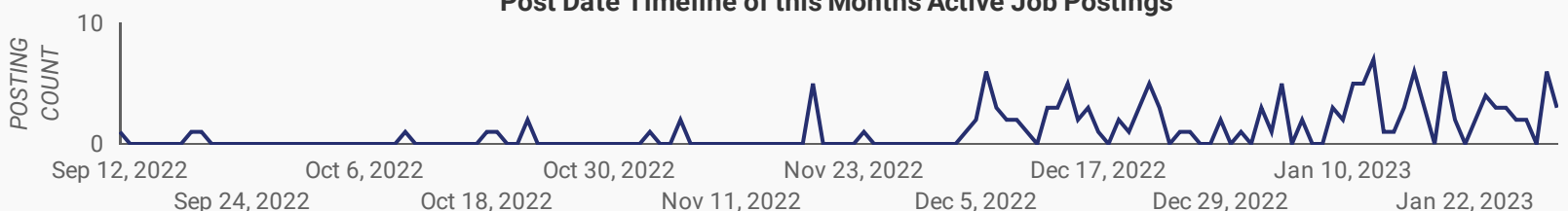
LANGUAGE SKILLS BREAKDOWN

Which kinds of language skills do employers seek?



LANGUAGES	POSTING COUNT
1. Bilingual Language Jobs	150
2. Spanish Language Jobs	2
3. Italian Language Jobs	1

Post Date Timeline of this Month's Active Job Postings



LANGUAGE SKILLS BEING RECRUITED BY JOB CATEGORY

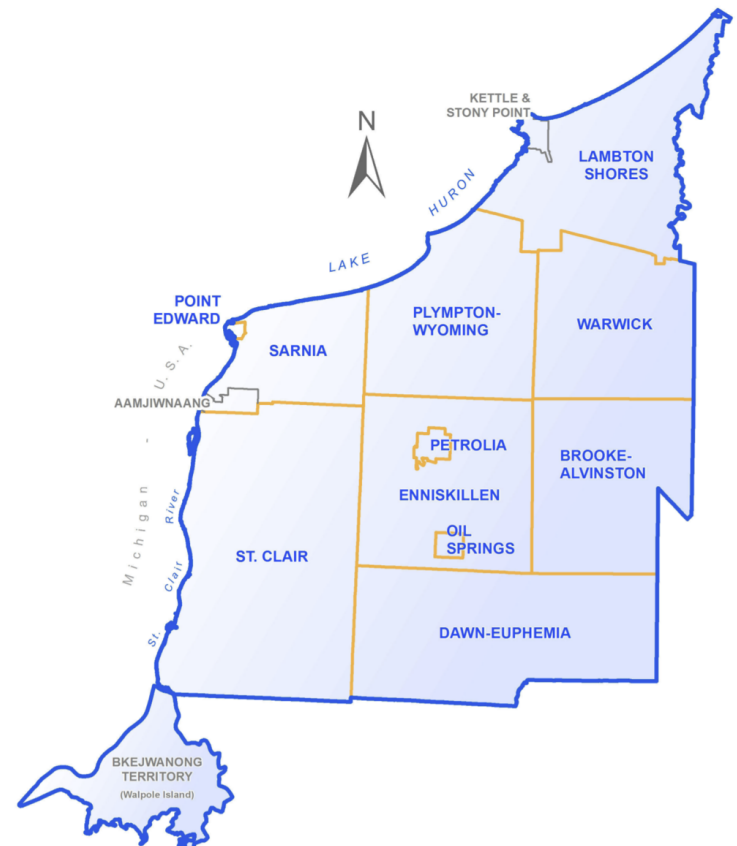
What language skills are sought by 1-Digit NOC?

BROAD OCCUPATIONAL CATEGORY	Bilingual Language Jobs	Italian Language Jobs	Spanish Language Jobs	Grand total
Business, finance and administration occu...	22			22
Health occupations	42			42
Management occupations	16		1	17
Natural and applied sciences and related o...	11			11
Natural resources, agriculture and related ...	1			1
Occupations in art, culture, recreation and ...	4			4
Occupations in education, law and social, ...	16			16
Occupations in manufacturing and utilities	1			1
Sales and service occupations	21	1		22
Trades, transport and equipment operator...	15			15
Grand total	149	1	1	151

MULTILINGUAL JOB POSTINGS BY MUNICIPALITY

What language skills are sought by 4-Digit NOC?

	MUNICIPALITY	JOB LANGUAGES ▼	AVG POSTING LENGTH IN DAYS	MEDIAN POSTING LENGTH IN DAYS
1.	City of Sarnia	120	32.8	28
2.	Municipality of Lambton Shores	9	23.5	28
3.	Township of Warwick	9	31.4	28
4.	Town of Petrolia	6	21.0	28
5.	Town of Plympton-Wyoming	4		
6.	Village of Point Edward	3	28.0	28
7.	Township of Dawn-Euphemia	2	28.0	28



LANGUAGE DEMAND BY JOB

What language skills are sought by 4-Digit NOC?

4 DIGIT NOC NAME	POSTINGS
1. Licensed practical nurses	19
2. Registered nurses and registered psychi...	12
3. Other customer and information service...	6
4. Managers in health care	6
5. Administrative assistants	3
6. Elementary school and kindergarten teac...	3
7. Transport truck drivers	3
8. Nurse aides, orderlies and patient servic...	3
9. Construction managers	3
10. Occupational therapists	3
11. Retail and wholesale trade managers	3
12. Accounting and related clerks	3
13. Material handlers	3
14. Inspectors in public and environmental h...	2
15. Lawyers and Quebec notaries	2
16. Supervisors, supply chain, tracking and s...	2
17. Other sales related occupations	2
18. Early childhood educators and assistants	2
19. Librarians	2
20. Supervisors, general office and administr...	2
21. Letter carriers	2
22. Heavy-duty equipment mechanics	2
23. Restaurant and food service managers	2
24. Home support workers, housekeepers an...	2
25. Database analysts and data administrato...	2
26. Physiotherapists	2
27. Contractors and supervisors, mechanic t...	1
28. Human resources and recruitment officers	1
29. Accounting technicians and bookkeepers	1
30. Construction estimators	1
31. Retail sales supervisors	1
32. Other technical occupations in therapy a...	1

1 - 81 / 81



MULTILINGUAL HIRING EMPLOYERS

Which employers are seeking multilingual candidates?

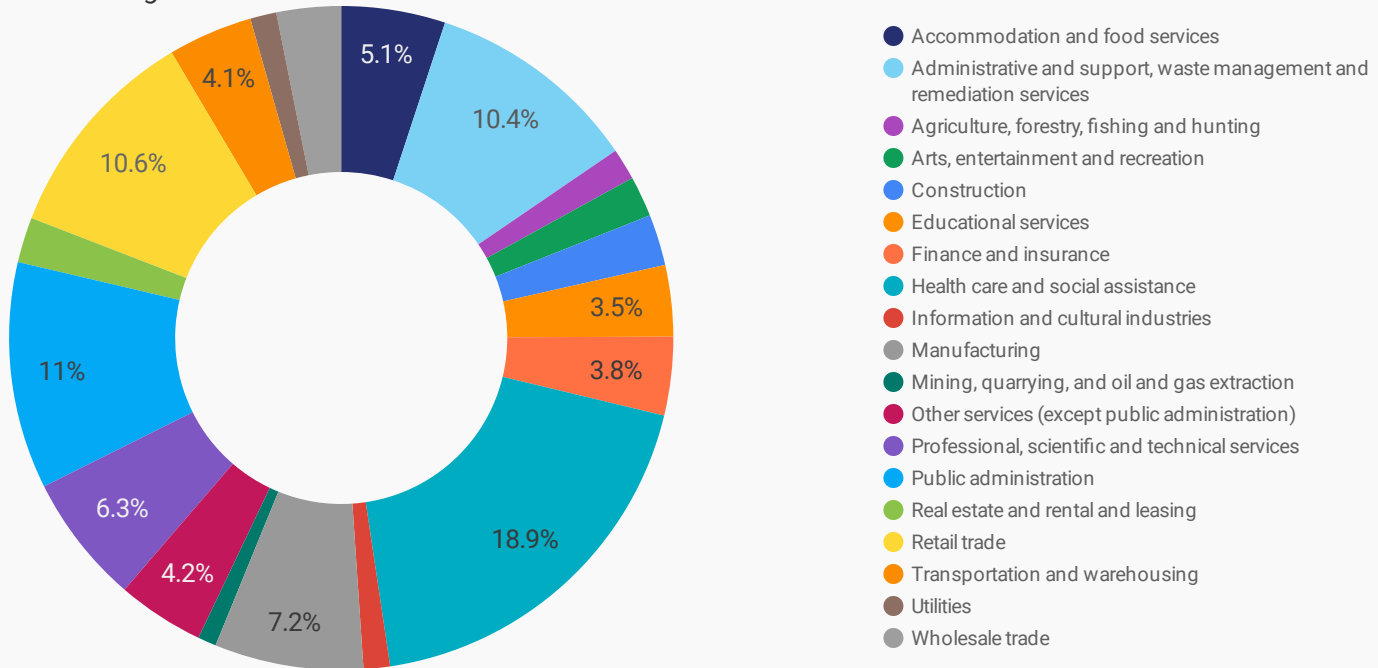
COMPANY	POSTINGS
1. Victorian Order of Nurses	25
2. Victoria Order Of Nurses	10
3. Kerry Group plc	5
4. Various Ministries	5
5. EXPRESS EMPLOYMENT PROFESSIONALS	5
6. Home and Community Care Support Services	5
7. Home and Community Care Support Services South West	4
8. C.L Benninger Equipment (1995) Ltd / SouthPoint Equipment	3
9. BCFoods Inc.	3
10. Contact North	2
11. Adecco Canada	2
12. Geronne Farms Limited	2
13. Jobsite Industrial Rental Services	2
14. Fisheries and Oceans Canada - Chief Digital Office	2
15. UNITED GROUP OF COMPANIES	2
16. Town of Petrolia	2
17. Legal Aid Ontario	2
18. DriverCheck Inc.	2
19. Lambton Kent District School Board	2
20. iPartner Staffing	2
21. Group Solum	2
22. Sentry Fire Protection Services	2
23. Canada Post	2
24. Community Care Access Centres of Ontario	2
25. Forest Veterinary Clinic	2
26. Fiddick's Nursing Home	1
27. Vantage	1

1 - 50 / 81



TOP HIRING SECTORS BY 2-DIGIT NAICS CODE

What sectors are hiring?



	NAICS CODE	2-DIGIT NAICS LABEL	POSTING COUNT	AVG POSTING LENGTH IN DAYS	MEDIAN POSTING LENGTH IN DAYS
1.	62	Health care and social assistance	378	27.9	28
2.	91	Public administration	218	29.5	28
3.	44-45	Retail trade	218	28.6	28
4.	56	Administrative and support, waste management and remediation services	205	24.7	28
5.	31-33	Manufacturing	131	27.5	28
6.	54	Professional, scientific and technical services	116	30.9	28
7.	72	Accommodation and food services	106	27.6	28
8.	48-49	Transportation and warehousing	86	25.5	28
9.	81	Other services (except public administration)	77	29.4	28
10.	52	Finance and insurance	68	35.3	28
11.	41	Wholesale trade	60	26.3	28
12.	61	Educational services	57	23.9	28
13.	53	Real estate and rental and leasing	48	23.7	28
14.	23	Construction	47	25.0	28
15.	71	Arts, entertainment and recreation	44	30.0	28
16.	11	Agriculture, forestry, fishing and hunting	30	26.2	28
17.	51	Information and cultural industries	27	15.6	14
18.	22	Utilities	20	21.6	28
19.	21	Mining, quarrying, and oil and gas extraction	18	25.4	28

NOTE: NAICS code 56 includes Employment Agencies. Manufacturing includes codes 31-33, Retail Trade includes codes 44-45 and Transportation and Warehousing includes codes 48-49.

TOP HIRING SECTORS BY 3-DIGIT NAICS CODE

What sectors are hiring?

	NAICS CODE	3-DIGIT NAICS LABEL	POSTING COUNT ▾	AVERAGE POSTING LENGTH IN DAYS	MEDIAN POSTING LENGTH IN DAYS
1.	621	Ambulatory health care services	231	30.2	28
2.	561	Administrative and support services	189	24.6	28
3.	912	Provincial and territorial public administration	124	33.3	28
4.	541	Professional, scientific and technical services	116	30.9	28
5.	722	Food services and drinking places	92	28.3	28
6.	624	Social assistance	61	27.4	28
7.	913	Local, municipal and regional public administration	58	23.3	28
8.	611	Educational services	57	23.9	28
9.	325	Chemical manufacturing	50	25.5	28
10.	622	Hospitals	44	18.9	28
11.	522	Credit intermediation and related activities	44	42.4	28
12.	623	Nursing and residential care facilities	42	28.7	28
13.	453	Miscellaneous store retailers	40	24.4	28
14.	446	Health and personal care stores	39	26.9	28
15.	713	Amusement, gambling and recreation industries	39	30.4	28
16.	444	Building material and garden equipment and supplies dealers	37	20.6	28
17.	813	Religious, grant-making, civic, and professional and similar organizations	35	25.5	28
18.	911	Federal government public administration	35	23.1	28
19.	531	Real estate	32	25.3	28
20.	445	Food and beverage stores	32	43.3	28
21.	811	Repair and maintenance	28	40.9	28
22.	417	Machinery, equipment and supplies merchant wholesalers	26	28.1	28
23.	484	Truck transportation	26	26.1	28
24.	238	Specialty trade contractors	22	25.1	28
25.	236	Construction of buildings	21	23.7	21
26.	324	Petroleum and coal product manufacturing	21	26.8	28
27.	221	Utilities	20	21.6	28
28.	448	Clothing and clothing accessories stores	20	28.3	28
29.	332	Fabricated metal product manufacturing	19	33.6	28
30.	488	Support activities for transportation	19	30.3	28
31.	517	Telecommunications	18	15.8	12

TOP HIRING SECTORS BY 4-DIGIT NAICS CODE

What sectors are hiring?

	NAICS CODE	4-DIGIT NAICS LABEL	POSTING COUNT ▾	AVERAGE POSTING LENGTH IN DAYS	MEDIAN POSTING DAYS IN LENGTH
1.	6216	Home health care services	160	31.6	28
2.	5613	Employment services	122	24.6	28
3.	9122	Provincial labour and employment services	117	33.7	28
4.	7225	Full-service restaurants and limited-service eating places	82	28.3	28
5.	9139	Other local, municipal and regional public administration	58	23.3	28
6.	6221	General medical and surgical hospitals	44	18.9	28
7.	5413	Architectural, engineering and related services	42	27.3	28
8.	6241	Individual and family services	40	28.2	28
9.	4461	Health and personal care stores	39	26.9	28
10.	5416	Management, scientific and technical consulting services	34	34.7	28
11.	3251	Basic chemical manufacturing	32	27.1	28
12.	5617	Services to buildings and dwellings	32	21.4	28
13.	7139	Other amusement and recreation industries	29	32.2	28
14.	5221	Depository credit intermediation	29	27.1	28
15.	8134	Civic and social organizations	29	26.0	28
16.	4451	Grocery stores	27	46.1	28
17.	4841	General freight trucking	26	26.1	28
18.	9119	Other federal government public administration	26	20.8	14
19.	4539	Other miscellaneous store retailers	25	22.3	28
20.	6233	Community care facilities for the elderly	25	30.1	28
21.	6213	Offices of other health practitioners	25	30.1	28
22.	4441	Building material and supplies dealers	24	18.8	28
23.	5616	Investigation and security services	22	28.9	28
24.	6112	Community colleges and C.E.G.E.P.s	22	28.0	28
25.	3241	Petroleum and coal product manufacturing	21	26.8	28
26.	6111	Elementary and secondary schools	21	15.4	8
27.	5412	Accounting, tax preparation, bookkeeping and payroll services	20	56.5	58
28.	2361	Residential building construction	20	23.7	21
29.	4481	Clothing stores	19	28.4	28
30.	6244	Child day-care services	19	25.8	28
31.	6212	Offices of dentists	18	26.5	28

TOP HIRING SECTORS BY 5-DIGIT NAICS CODE

What sectors are hiring?

	NAICS CODE	5-DIGIT NAICS LABEL	POSTING COUNT ▾	AVERAGE POSTING LENGTH IN DAYS	MEDIAN POSTING LENGTH IN DAYS
1.	62161	Home health care services	160	31.6	28
2.	56131	Employment placement agencies and executive search services	122	24.6	28
3.	91221	Provincial labour and employment services	117	33.7	28
4.	72251	Full-service restaurants and limited-service eating places	82	28.3	28
5.	91391	Other local, municipal and regional public administration	58	23.3	28
6.	62211	General medical and surgical hospitals	44	18.9	28
7.	54133	Engineering services	31	26.8	28
8.	81341	Civic and social organizations	29	26.0	28
9.	44611	Pharmacies and drug stores	27	26.6	28
10.	91191	Other federal government public administration	26	20.8	14
11.	32511	Petrochemical manufacturing	25	26.5	28
12.	62331	Community care facilities for the elderly	25	30.1	28
13.	44511	Supermarkets and other grocery (except convenience) stores	24	31.2	28
14.	52211	Banking	23	27.0	25
15.	61121	Community colleges and C.E.G.E.P.s	22	28.0	28
16.	56161	Investigation, guard and armoured car services	21	29.0	28
17.	61111	Elementary and secondary schools	21	15.4	8
18.	32411	Petroleum refineries	21	26.8	28
19.	62412	Services for the elderly and persons with disabilities	20	28.3	28
20.	23611	Residential building construction	20	23.7	21
21.	54121	Accounting, tax preparation, bookkeeping and payroll services	20	56.5	58
22.	44411	Home centres	19	17.1	28
23.	62441	Child day-care services	19	25.8	28
24.	62411	Child and youth services	19	28.0	28
25.	71394	Fitness and recreational sports centres	18	34.1	28
26.	56172	Janitorial services	18	25.6	28
27.	62121	Offices of dentists	18	26.5	28
28.	45399	All other miscellaneous store retailers	17	28.0	28
29.	54169	Other scientific and technical consulting services	17	42.8	28
30.	62151	Medical and diagnostic laboratories	17	28.1	28
31.	49111	Postal service	16	22.2	28

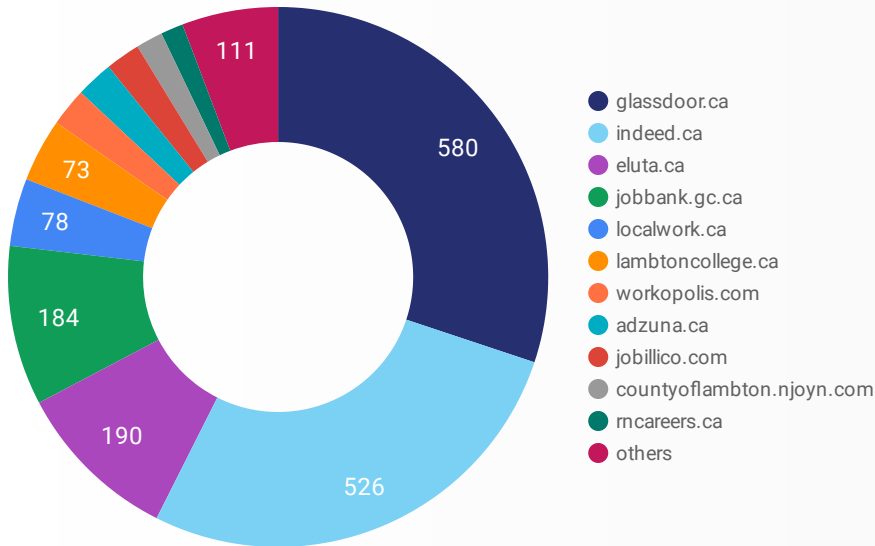
TOP HIRING SECTORS BY 6-DIGIT NAICS CODE

What sectors are hiring?

	NAICS CODE	6-DIGIT NAICS LABEL	POSTING COUNT ▾	AVG POSTING LENGTH IN DAYS	MEDIAN POSTING LENGTH IN DAYS
1.	621610	Home health care services	160	31.6	28
2.	561310	Employment placement agencies and executive search services	122	24.6	28
3.	912210	Provincial labour and employment services	117	33.7	28
4.	913910	Other local, municipal and regional public administration	58	23.3	28
5.	722512	Limited-service eating places	53	23.6	28
6.	622111	General (except paediatric) hospitals	44	18.9	28
7.	541330	Engineering services	31	26.8	28
8.	813410	Civic and social organizations	29	26.0	28
9.	722511	Full-service restaurants	29	36.9	28
10.	446110	Pharmacies and drug stores	27	26.6	28
11.	911910	Other federal government public administration	26	20.8	14
12.	623310	Community care facilities for the elderly	25	30.1	28
13.	325110	Petrochemical manufacturing	25	26.5	28
14.	445110	Supermarkets and other grocery (except convenience) stores	24	31.2	28
15.	522111	Personal and commercial banking industry	23	27.0	25
16.	611210	Community colleges and C.E.G.E.P.s	22	28.0	28
17.	561612	Security guard and patrol services	21	29.0	28
18.	611110	Elementary and secondary schools	21	15.4	8
19.	324110	Petroleum refineries	21	26.8	28
20.	624120	Services for the elderly and persons with disabilities	20	28.3	28
21.	236110	Residential building construction	20	23.7	21
22.	624110	Child and youth services	19	28.0	28
23.	444110	Home centres	19	17.1	28
24.	624410	Child day-care services	19	25.8	28
25.	713940	Fitness and recreational sports centres	18	34.1	28
26.	621210	Offices of dentists	18	26.5	28
27.	561722	Janitorial services (except window cleaning)	17	25.4	28
28.	621510	Medical and diagnostic laboratories	17	28.1	28
29.	541690	Other scientific and technical consulting services	17	42.8	28
30.	491110	Postal service	16	22.2	28
31.	541212	Offices of accountants	16	86.5	86.5

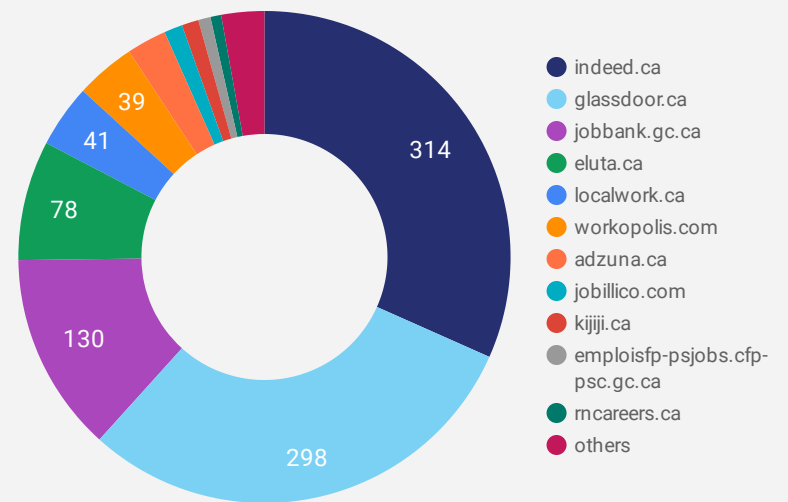
JOB POSTINGS BY JOB BOARD

What share of unique job postings appear on each job board?



COMPANIES BY JOB BOARD

What share of unique job postings appear on each job board?



JOB POSTING DETAILS BY JOB BOARD

How does job posting activity differ by job board?

	JOB BOARD	POSTING COUNT ▾	AVG POSTING LENGTH IN DAYS	MEDIAN POSTING LENGTH IN DAYS	# OF COMPANIES
1.	glassdoor.ca	580	28	28	298
2.	indeed.ca	526	27	28	314
3.	eluta.ca	190	28	28	78
4.	jobbank.gc.ca	184	30	28.5	130
5.	localwork.ca	78	13	6	41
6.	lambtoncollege.ca	73	46	47	1
7.	workopolis.com	44	113	113	39
8.	adzuna.ca	43	14	14	26
9.	jobillico.com	40	37	20	12
10.	countyoflambton.njoyn.com	31	11	13	1
11.	rncareers.ca	26	34	22.5	7
12.	kijiji.ca	24	15	15	11
13.	careerarc.com	21	99	79	6
14.	theworkplacegroup.ca	13	34	20	3
15.	emploisfp-psjobs.cfp-psc.gc.ca	11			8
16.	gojobs.gov.on.ca	6	39	39	2
17.	careers.libro.ca	6	97	76	1
18.	network.applytoeducation.com	4	6	6	1