

JOB DEMAND REPORT

FEBRUARY 2023

HIGHLIGHTS

JOB POSTINGS BY THE NUMBERS				# OF DAYS POSTED	
POSTING COUNT	NEW POSTINGS	COMPANIES	JOB BOARDS	AVERAGE	MEDIAN
2,266	1,088	828	29	26.4	28

REPORT BUILDER

The default filter selection below will show all job demand data for the month. You can use the filters to create a customized report for the purpose of understanding a subset of the data.

OCCUPATION FILTERS

SKILL TYPE NAME / 1-DIGIT NOC	▼
MAJOR GROUP / 2-DIGIT NOC	▼
MINOR GROUP / 3-DIGIT NOC	▼
UNIT GROUP / 4-DIGIT NOC	▼
SKILL LEVEL	▼
JOB TYPE	▼
JOB DURATION	▼
ADDITIONAL LANGUAGE	▼
SPECIFIC JOB TAGS	▼

INDUSTRY/SECTOR FILTERS

HIRING SECTOR BY 2-DIGIT NAICS CODE	▼
HIRING SECTOR BY 3-DIGIT NAICS CODE	▼
HIRING SECTOR BY 4-DIGIT NAICS CODE	▼
HIRING SECTOR BY 5-DIGIT NAICS CODE	▼
HIRING SECTOR BY 6-DIGIT NAICS CODE	▼

OTHER FILTERS

MUNICIPALITY	▼
CITY OR COUNTY	▼
JOB BOARD	▼

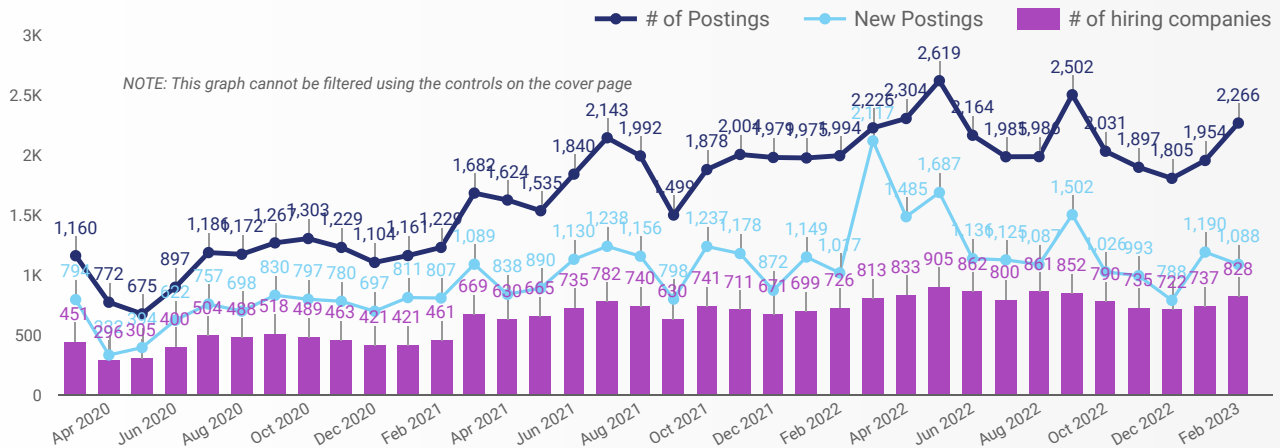
NOC = National Occupation Classification | NAICS = North American Industry Classification System

Source:

Job posting data collected by the Sarnia Lambton Workforce Development Board from job boards and employer websites who recruit candidates in the City of Sarnia and Lambton County.

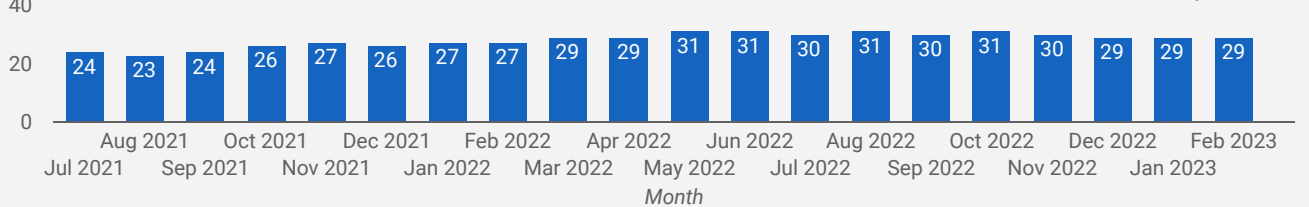
JOB POSTINGS BY MONTH FOR SARNIA & LAMBTON AREA

How many job postings were active for at least 1 day this month?



NUMBER OF ACTIVE JOB BOARDS

How many job postings were active for at least 1 day this month on these job boards?



AVG & MEDIAN POSTING LENGTH BY DAYS

How long are employers having to recruit for to find candidates to fill their job vacancies?



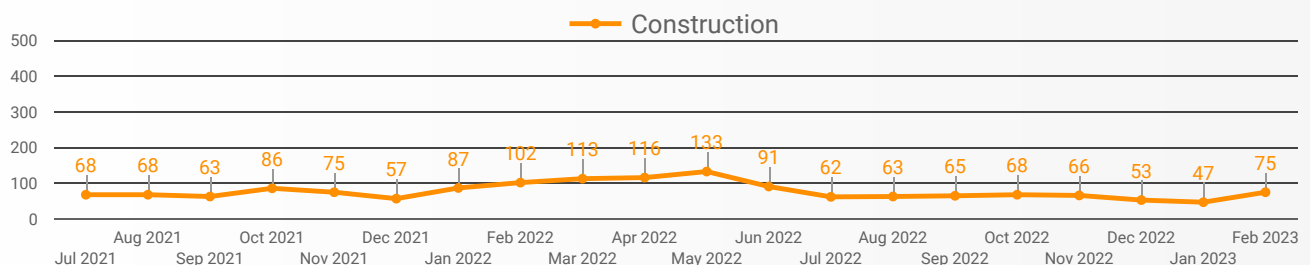
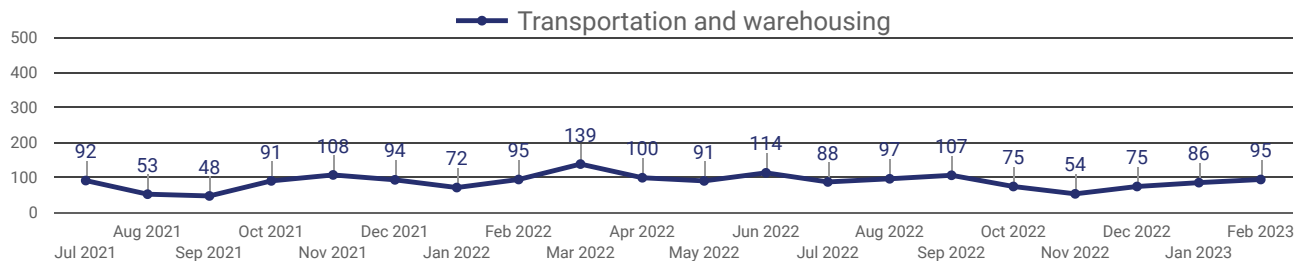
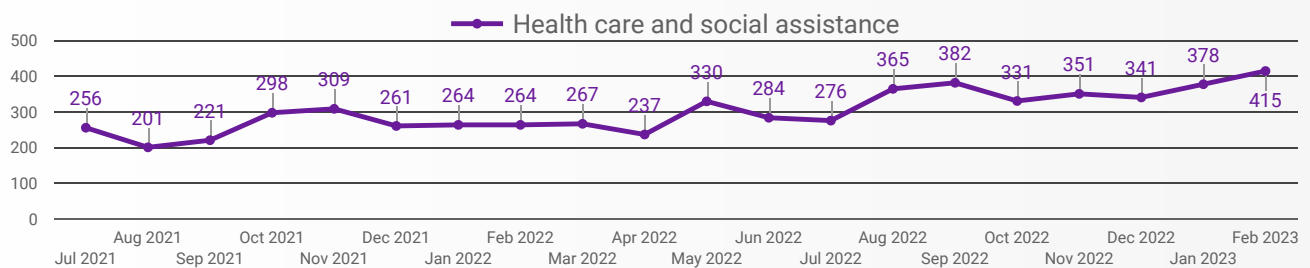
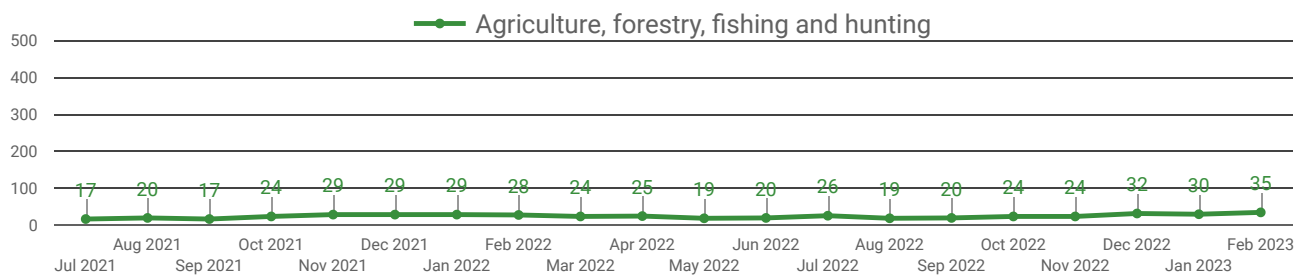
POST DATE TIMELINE FOR THIS MONTH'S ACTIVE JOB POSTINGS

How many job postings were active for at least 1 day this month?



DEMAND BY KEY SECTOR (SARNIA & LAMBTON AREA)

How many job postings were active for at least 1 day this month by sector?

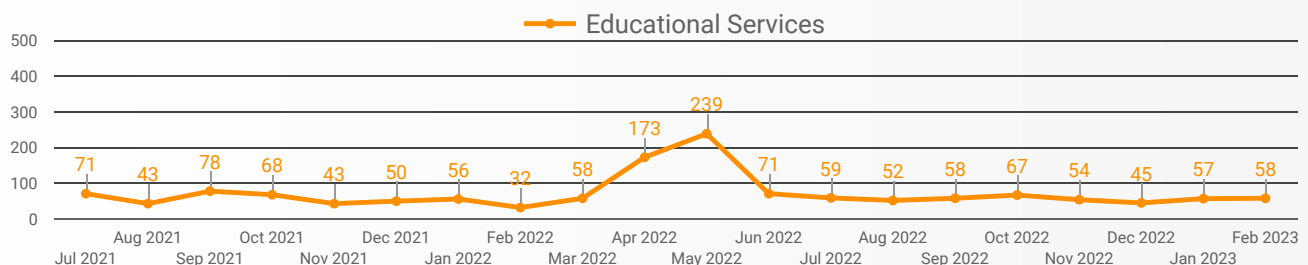
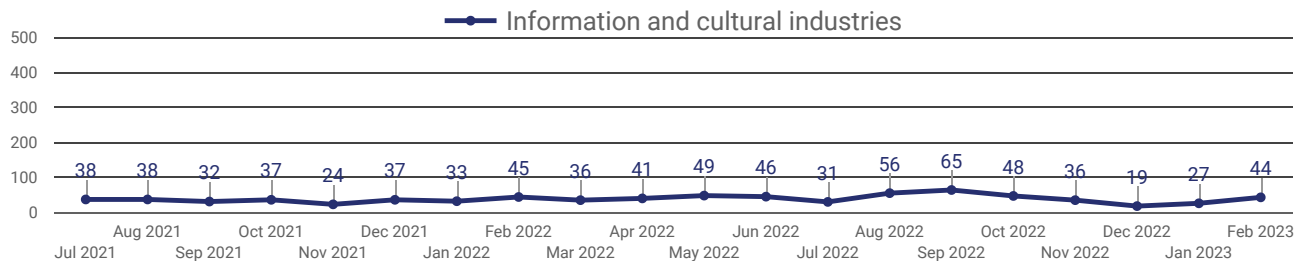
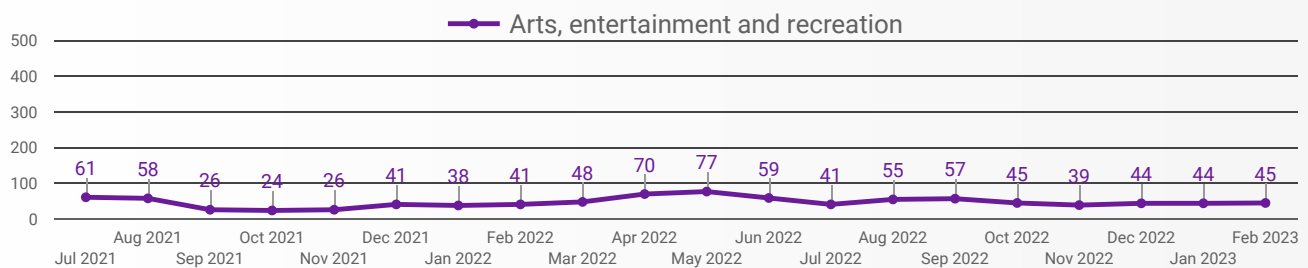
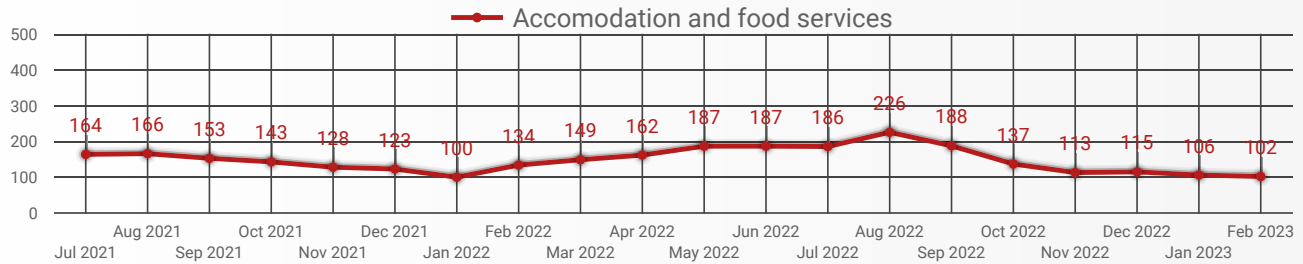


NOTE: This graph cannot be filtered using the controls on the cover page

DEMAND BY IMPACTED SECTOR (SARNIA & LAMBTON COUNTY)

How many job postings were active for at least 1 day this month by sector?

AZ | ⋮

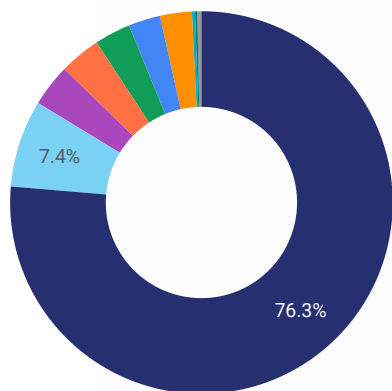


NOTE: This graph cannot be filtered using the controls on the cover page

JOB POSTINGS BY MUNICIPALITY

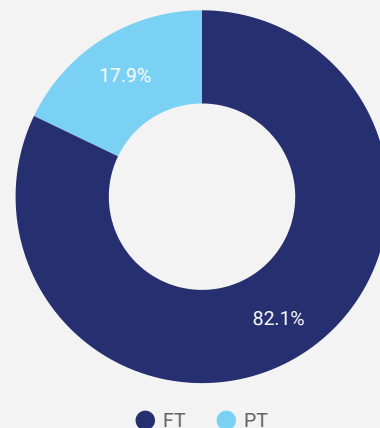
Where are job opportunities being offered?

	MUNICIPALITY	POSTING COUNT ▼	AVG POSTING LENGTH IN DAYS	MEDIAN POSTING LENGTH IN DAYS
1.	City of Sarnia	1,729	26.5	28
2.	Municipality of Lambton Shores	167	25.1	28
3.	Township of St. Clair	81	27.9	28
4.	Town of Plympton-Wyoming	79	24.5	28
5.	Town of Petrolia	69	24.8	28
6.	Township of Warwick	61	30.2	28
7.	Village of Point Edward	61	27.2	28
8.	Township of Dawn-Euphemia	6	28.0	28
9.	Municipality of Brooke-Alvinston	4	8.5	8.5
10.	Township of Enniskillen	4	23.0	21
11.	Village of Oil Springs	3	28.5	28.5



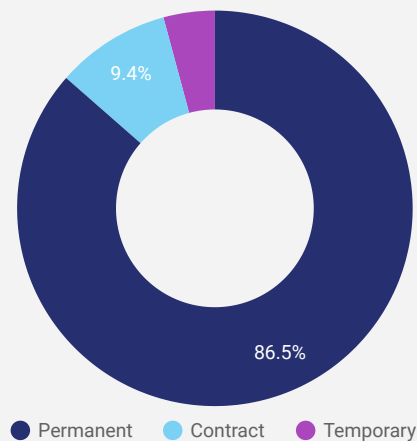
JOB TYPE

Full-time vs Part-time



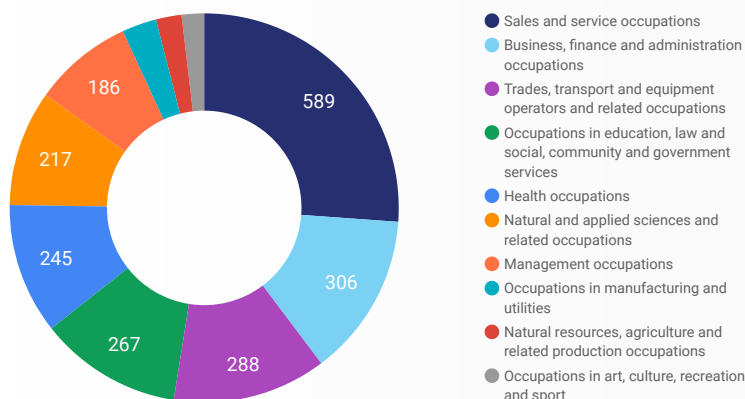
JOB DURATION

Permanency of jobs posted




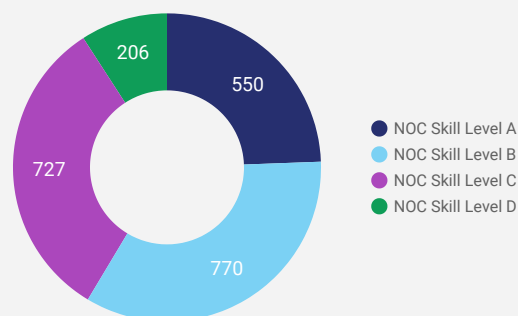
JOB POSTINGS BY JOB CATEGORY

What broad occupational category is being recruited?



JOB POSTINGS BY SKILL LEVEL

What education do occupations typically require?



Skill Level A = Usually University education | Skill Level B = Usually College education or Apprenticeship training | Skill Level C = Usually Secondary education or occupation-specific training | Skill Level D = Usually on-the-job training

TOP HIRING COMPANIES & AGENCIES

What companies are hiring?

	COMPANY	POSTINGS ▾	AVERAGE POSTING DURATION IN DAYS	MEDIAN POSTING DURATION IN DAYS
1.	Community Employment Services - Lambton College Petrolia	112	24.2	21
2.	County of Lambton	59	26.6	28
3.	Victorian Order of Nurses	59	27.5	16
4.	Bluewater Health	45	18.9	28
5.	Bayshore Home Care Solutions	28	26.4	28
6.	EXPRESS EMPLOYMENT PROFESSIONALS	28	24.7	28
7.	Steeves and Rozema Group	26	15.8	16
8.	Lambton College	24	28.0	28
9.	BELFOR CANADA INC.	24	24.5	28
10.	METRO INC.	21	25.1	28
11.	The WorkPlace Group	16	15.8	19
12.	Suncor	15	28.0	28
13.	BDO Canada	15	24.0	28
14.	Victoria Order Of Nurses	14	32.7	16
15.	Revera Living	14	25.8	28
16.	NOVA Chemicals Corporation	13	25.7	28
17.	Lowe's	13	17.4	28
18.	Adecco Canada	13	28.0	28
19.	Libro Credit Union	13	58.4	28
20.	The Federal Bridge Corporation Limited	13	28.0	28
21.	Lambton Kent District School Board	13	28.0	28
22.	YMCA of Southwestern Ontario	12	26.3	28
23.	Canada Post	11	28.0	28
24.	Worley Limited	11	28.0	28
25.	Mac-Weld Machining	11	27.3	28
26.	Clean Harbors Environmental Services, Inc.	11	27.7	28
27.	Shell	10	28.0	28
28.	CANADIAN MENTAL HEALTH ASSOCIATION, LAMBTON KENT BRANCH	10	32.4	28
29.	Pathways Health Centre for Children	10	28.0	28
30.	Home Depot	10	13.3	11
31.

TOP HOURLY WAGES IN JOB POSTINGS

What are employers willing to pay to find the perfect candidate?

of Minimum Wage Jobs

109

	JOB TITLE	COMPANY	LOCATION	HOURLY WAGE ▾
1.	Registered Massage Therapist Needed	Needham Spine Centre	City of Sarnia	100 
2.	Private Chef	Chez You Experience Inc.	City of Sarnia	100 
3.	Planning Engineer	NES Fircroft	City of Sarnia	92 
4.	Apm Process Analytics Specialist	Adecco Canada	City of Sarnia	90 
5.	Pharmacist Needed For Travel Opportunity	RPI Consulting Group	City of Sarnia	85 
6.	Maintenance Planner/scheduler	NES Fircroft	City of Sarnia	75 
7.	Physiotherapist Or Physiotherapy Resident	Inspiration Home Therapy Clinic	City of Sarnia	70 
8.	Occupational Health Nurse (oil & Gas)	Kelly Services	City of Sarnia	68 
9.	Registered Nurse 60- 65/hr	Carecan Health Services	City of Sarnia	65 
10.	Registered Nurse (rn)	Teamcare Staffing	City of Sarnia	65 
11.	Nurse Jobs In Sarnia	Pnrstatusirctc	City of Sarnia	65 
12.	Nurse Practitioner (np) - Afton Park Place	Steeves and Rozema Group	City of Sarnia	64 
				1 - 100 / 569 < >

TOP SALARIES IN JOB POSTINGS

What are employers willing to pay to find the perfect candidate?

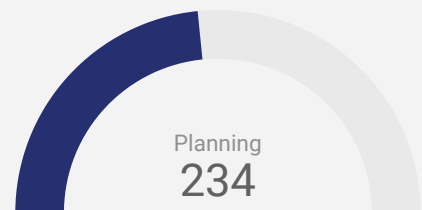
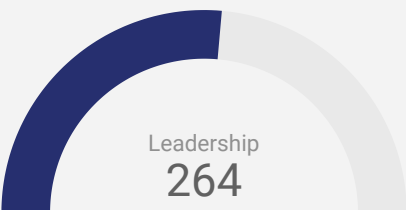
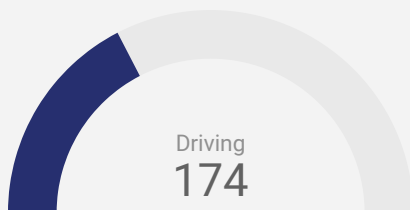
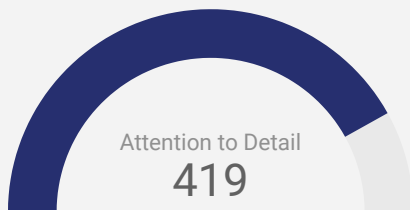

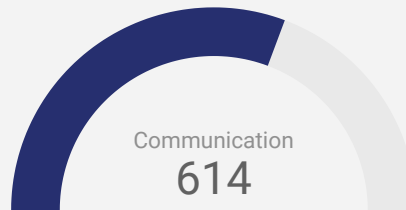
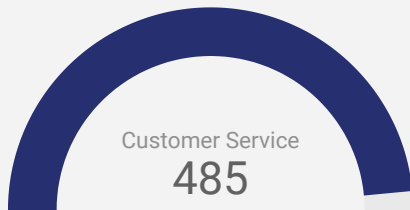
	JOB TITLE	COMPANY	LOCATION	ANNUAL SALARY ▾
1.	Class Az Owner Operator Truck Driver	Trimac Transportation	City of Sarnia	275,000 
2.	Engineering Manager	Paton Engineers and Constructors	City of Sarnia	175,000 
3.	Lead Electrical Engineer	Kent PLC	City of Sarnia	150,800 
4.	Duty Counsel - Family & Criminal (permanent)	Legal Aid Ontario	City of Sarnia	142,422 
5.	Project Manager/estimator - Mechanical	EXPRESS EMPLOYMENT PROFESSIONALS	City of Sarnia	140,000 
6.	Project Manager/estimator	EXPRESS EMPLOYMENT PROFESSIONALS	City of Sarnia	140,000 
7.	Global Sales & Marketing Specialist, Human Nutrition	LCY Biosciences Inc. and LCY Biosciences & Nutrition	City of Sarnia	125,000 
8.	Chiropractor - 867535	Chiro Match Makers	City of Sarnia	125,000 
9.	Class Az Team Tanker Truck Driver - Hiring Bonus \$5000	Air Products	City of Sarnia	125,000 
				1 - 100 / 693 < >

TOP IN-DEMAND SKILLS

How many times were these skills found in job postings?

ACTIVE JOB POSTINGS THIS MONTH

2,266



KEY JOB REQUIREMENTS

How often are these requirements desired in job postings?

ACTIVE JOB POSTINGS THIS MONTH

2,266



Driver's License

6



First Aid

183



Regular Access to a Vehicle

166



Criminal Record Check

183



Microsoft Office

139



Food Safety

30

JOB POSTINGS BY 4-DIGIT NOC, SKILL LEVEL, FREQUENCY & DURATION

What jobs are hard-to-fill and/or in-demand?

	4-DIGIT NOC CODE	4-DIGIT NOC LABEL	OCCUPATION'S SKILL LEVEL	POSTING COUNT	AVG POSTING LENGTH IN DAYS	MEDIAN POSTING LENGTH IN DAYS
1.	6421	Retail salespersons	NOC Skill Level C	120	24	28
2.	4412	Home support workers, housekeepers and related occupations	NOC Skill Level C	105	25	28
3.	6552	Other customer and information services representatives	NOC Skill Level C	71	26	28
4.	1241	Administrative assistants	NOC Skill Level B	70	28	28
5.	3012	Registered nurses and registered psychiatric nurses	NOC Skill Level A	54	20	28
6.	621	Retail and wholesale trade managers	NOC Skill Level A	51	26	28
7.	3233	Licensed practical nurses	NOC Skill Level B	47	19	28
8.	4212	Social and community service workers	NOC Skill Level B	43	28	28
9.	7511	Transport truck drivers	NOC Skill Level C	43	26	28
10.	6322	Cooks	NOC Skill Level B	42	27	28
11.	6541	Security guards and related security service occupations	NOC Skill Level C	33	25	28
12.	6731	Light duty cleaners	NOC Skill Level D	31	24	28
13.	4214	Early childhood educators and assistants	NOC Skill Level B	30	26	28
14.	7452	Material handlers	NOC Skill Level C	27	28	28
15.	6711	Food counter attendants, kitchen helpers and related support occupations	NOC Skill Level D	27	27	28
16.	7321	Automotive service technicians, truck and bus mechanics and mechanical repairers	NOC Skill Level B	27	32	28
17.	6513	Food and beverage servers	NOC Skill Level C	25	26	28
18.	2134	Chemical engineers	NOC Skill Level A	25	32	28
19.	2263	Inspectors in public and environmental health and occupational health and safety	NOC Skill Level B	24	27	28
20.	7514	Delivery and courier service drivers	NOC Skill Level C	24	24	28
21.	5254	Program leaders and instructors in recreation, sport and fitness	NOC Skill Level B	22	36	28
22.	7611	Construction trades helpers and labourers	NOC Skill Level D	22	22	28
23.	4163	Business development officers and marketing researchers and consultants	NOC Skill Level A	22	14	4
24.	1411	General office support workers	NOC Skill Level C	22	28	28
25.	8612	Landscaping and grounds maintenance labourers	NOC Skill Level D	21	26	28
26.	6211	Retail sales supervisors	NOC Skill Level B	21	23	28
27.	6733	Janitors, caretakers and building superintendents	NOC Skill Level D	21	27	28
28.	714	Facility operation and maintenance managers	NOC Skill Level A	21	25	28
29.	6551	Customer service representatives, financial institutions	NOC Skill Level C	21	24	28

JOB POSTINGS BY 3-DIGIT NOC, SKILL LEVEL, FREQUENCY & DURATION

What jobs are hard to fill and/or in-demand?

	3-DIGIT NOC CODE	3-DIGIT NOC LABEL	OCCUPATION'S SKILL LEVEL	POSTING COUNT ▾	AVG POSTING LENGTH IN DAYS	MEDIAN POSTING LENGTH IN DAYS
1.	642	Retail salespersons	NOC Skill Level C	120	24	28
2.	441	Home care providers and educational support occupations	NOC Skill Level C	107	25	28
3.	655	Customer and information services representatives	NOC Skill Level C	92	29	28
4.	421	Paraprofessional occupations in legal, social, community and education services	NOC Skill Level B	79	27	28
5.	751	Motor vehicle and transit drivers	NOC Skill Level C	73	26	28
6.	124	Office administrative assistants - general, legal and medical	NOC Skill Level B	72	28	28
7.	213	Civil, mechanical, electrical and chemical engineers	NOC Skill Level A	65	28	28
8.	673	Cleaners	NOC Skill Level D	64	26	28
9.	323	Other technical occupations in health care	NOC Skill Level B	59	22	28
10.	301	Professional occupations in nursing	NOC Skill Level A	59	20	28
11.	062	Retail and wholesale trade managers	NOC Skill Level A	51	26	28
12.	632	Chefs and cooks	NOC Skill Level B	47	27	28
13.	141	General office workers	NOC Skill Level C	41	25	28
14.	416	Policy and program researchers, consultants and officers	NOC Skill Level A	36	17	21
15.	651	Occupations in food and beverage service	NOC Skill Level C	36	26	28
16.	071	Managers in customer and personal services, n.e.c.	NOC Skill Level A	35	25	28
17.	654	Security guards and related security service occupations	NOC Skill Level C	33	25	28
18.	122	Administrative and regulatory occupations	NOC Skill Level B	32	23	28
19.	761	Trades helpers and labourers	NOC Skill Level D	30	25	28
20.	111	Auditors, accountants and investment professionals	NOC Skill Level A	30	24	28
21.	226	Other technical inspectors and regulatory officers	NOC Skill Level B	30	26	28
22.	143	Financial, insurance and related administrative support workers	NOC Skill Level C	29	30	28
23.	321	Medical technologists and technicians (except dental health)	NOC Skill Level B	29	26	28
24.	341	Assisting occupations in support of health services	NOC Skill Level C	28	30	28
25.	732	Automotive service technicians	NOC Skill Level B	28	32	28
26.	745	Longshore workers and material handlers	NOC Skill Level C	27	28	28
27.	671	Food counter attendants, kitchen helpers and related support occupations	NOC Skill Level D	27	27	28
28.	415	Social and community service professionals	NOC Skill Level A	27	27	28
29.	731	Machinery and transportation equipment mechanics (except motor vehicles)	NOC Skill Level B	25	24	28

JOB POSTINGS BY 2-DIGIT NOC, SKILL LEVEL, FREQUENCY & DURATION

What jobs are hard to fill and/or in-demand?

	2-DIGIT NOC CODE	2-DIGIT NOC LABEL	OCCUPATION'S SKILL LEVEL	POSTING COUNT	AVG POSTING LENGTH IN DAYS	MEDIAN POSTING LENGTH IN DAYS
1.	65	Service representatives and other customer and personal services occupations	NOC Skill Level C	177	28	28
2.	64	Sales representatives and salespersons - wholesale and retail trade	NOC Skill Level C	134	24	28
3.	12	Administrative and financial supervisors and administrative occupations	NOC Skill Level B	132	26	28
4.	21	Professional occupations in natural and applied sciences	NOC Skill Level A	112	28	28
5.	44	Care providers and educational, legal and public protection support occupations	NOC Skill Level C	111	25	28
6.	22	Technical occupations related to natural and applied sciences	NOC Skill Level B	105	27	28
7.	32	Technical occupations in health	NOC Skill Level B	98	24	28
8.	67	Service support and other service occupations, n.e.c.	NOC Skill Level D	96	26	28
9.	75	Transport and heavy equipment operation and related maintenance occupations	NOC Skill Level C	89	25	28
10.	14	Office support occupations	NOC Skill Level C	81	27	28
11.	42	Paraprofessional occupations in legal, social, community and education services	NOC Skill Level B	79	27	28
12.	63	Service supervisors and specialized service occupations	NOC Skill Level B	79	30	28
13.	06	Middle management occupations in retail and wholesale trade and customer services	NOC Skill Level A	73	25	28
14.	62	Retail sales supervisors and specialized sales occupations	NOC Skill Level B	68	24	28
15.	41	Professional occupations in law and social, community and government services	NOC Skill Level A	66	21	28
16.	73	Maintenance and equipment operation trades	NOC Skill Level B	66	27	28
17.	31	Professional occupations in health (except nursing)	NOC Skill Level A	60	33	28
18.	30	Professional occupations in nursing	NOC Skill Level A	59	20	28
19.	72	Industrial, electrical and construction trades	NOC Skill Level B	56	22	28
20.	11	Professional occupations in business and finance	NOC Skill Level A	47	23	28
21.	76	Trades helpers, construction labourers and related occupations	NOC Skill Level D	41	25	28
22.	07	Managers in customer and personal services, n.e.c.	NOC Skill Level A	36	25	28
23.	74	Other installers, repairers and servicers and material handlers	NOC Skill Level C	36	27	28
24.	01	Senior managers - construction, transportation, production and utilities	NOC Skill Level A	35	36	28
25.	66	Sales support occupations	NOC Skill Level D	35	21	28
26.	52	Technical occupations in art, culture, recreation and sport	NOC Skill Level B	32	34	28
27.	92	Processing, manufacturing and utilities supervisors and central control operators	NOC Skill Level B	32	28	28

MULTILINGUAL JOB POSTINGS BY THE NUMBERS

ACTIVE POSTINGS	NEW POSTINGS	COMPANIES	LANGUAGES
214	8	123	3

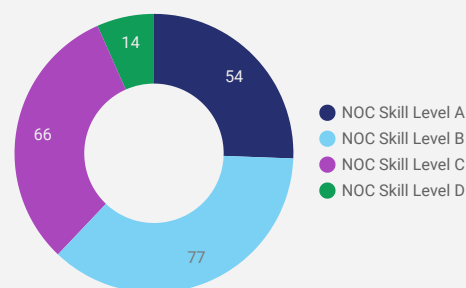
OF DAYS POSTED

AVERAGE	MEDIAN
25.9	28

MULTILINGUAL JOB POSTINGS BY SKILL LEVEL

What language skills are employers looking for by occupational skill level?

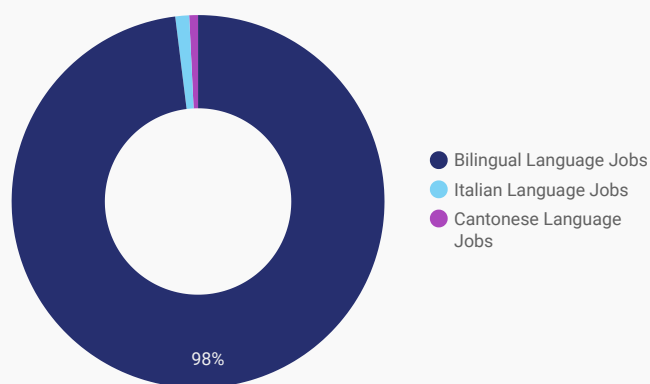
- 54 Skill Level A - Management/ Professional Occupations usually requiring University
- 77 Skill Level B - Usually college education or apprenticeship training
- 66 Skill Level C - Usually secondary education or occupation-specific training
- 14 Skill Level D - Usually on-the-job training



LANGUAGES	NOC Skill Level A	NOC Skill Level B	NOC Skill Level C	NOC Skill Level D
Bilingual Language Jobs	54	77	63	14
Italian Language Jobs			2	
Cantonese Language Jobs			1	

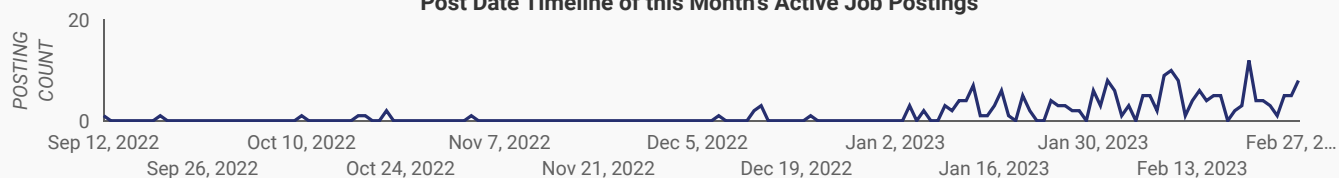
LANGUAGE SKILLS BREAKDOWN

Which kinds of language skills do employers seek?



LANGUAGES	POSTING COUNT
1. Bilingual Language Jobs	211
2. Italian Language Jobs	2
3. Cantonese Language Jobs	1

Post Date Timeline of this Month's Active Job Postings



LANGUAGE SKILLS BEING RECRUITED BY JOB CATEGORY

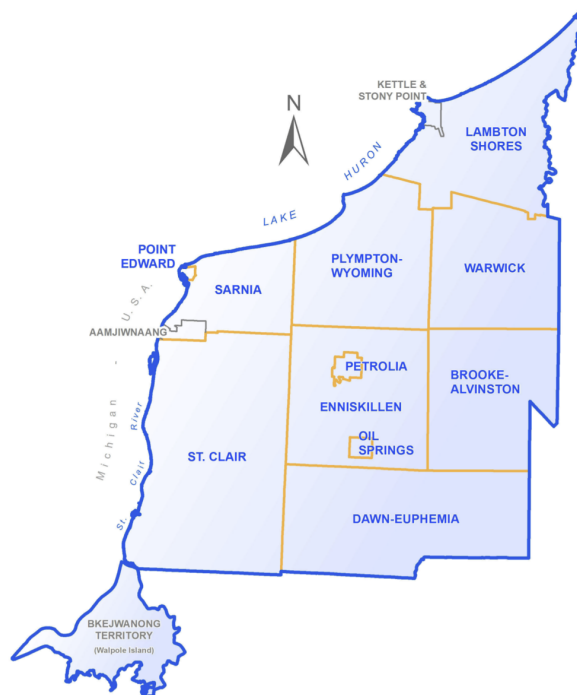
What language skills are sought by 1-Digit NOC?

BROAD OCCUPATIONAL CATEGORY	Bilingual Language Jobs	Italian Language Jobs	Cantonese Language Jobs	Grand total
Business, finance and administration occup...	34			34
Health occupations	35			35
Management occupations	22			22
Natural and applied sciences and related o...	13			13
Natural resources, agriculture and related p...	2			2
Occupations in art, culture, recreation and s...	4			4
Occupations in education, law and social, c...	19			19
Occupations in manufacturing and utilities	6			6
Sales and service occupations	50	2	1	53
Trades, transport and equipment operators ...	23			23
Grand total	208	2	1	211

MULTILINGUAL JOB POSTINGS BY MUNICIPALITY

What language skills are sought by 4-Digit NOC?

	MUNICIPALITY	JOB LANGUAGES	AVG POSTING LENGTH IN DAYS	MEDIAN POSTING LENGTH IN DAYS
1.	City of Sarnia	166	26.3	28
2.	Municipality of Lambton Shores	21	28.0	28
3.	Township of Warwick	8	23.2	28
4.	Town of Petrolia	7	18.5	19.5
5.	Town of Plympton-Wyoming	4	28.0	28
6.	Township of St. Clair	3		
7.	Village of Point Edward	3	28.0	28
8.	Township of Dawn-Euphemia	1		
9.	Municipality of Brooke-Alvinston	1		



LANGUAGE DEMAND BY JOB

What language skills are sought by 4-Digit NOC?

4 DIGIT NOC NAME	POSTINGS
1. Licensed practical nurses	16
2. Other customer and information services ...	12
3. Registered nurses and registered psychiat...	10
4. Managers in health care	9
5. Retail salespersons	8
6. Administrative assistants	7
7. Food service supervisors	5
8. Social and community service workers	4
9. Accounting and related clerks	4
10. Retail and wholesale trade managers	4
11. Correspondence, publication and regulato...	4
12. Material handlers	4
13. Cooks	4
14. Food and beverage servers	4
15. Security guards and related security servi...	3
16. Program leaders and instructors in recrea...	3
17. Transport truck drivers	3
18. Restaurant and food service managers	3
19. Occupational therapists	3
20. Cleaning supervisors	2
21. Physiotherapists	2
22. Conference and event planners	2
23. Letter carriers	2
24. General office support workers	2
25. Lawyers and Quebec notaries	2
26. Inspectors in public and environmental he...	2
27. Contractors and supervisors, mechanic tr...	2
28. Early childhood educators and assistants	2
29. Construction estimators	2
30. Social workers	2
31. Home support workers, housekeepers an...	2
32. Automotive service technicians, truck and...	2

1 - 91 / 91 < >

MULTILINGUAL HIRING EMPLOYERS

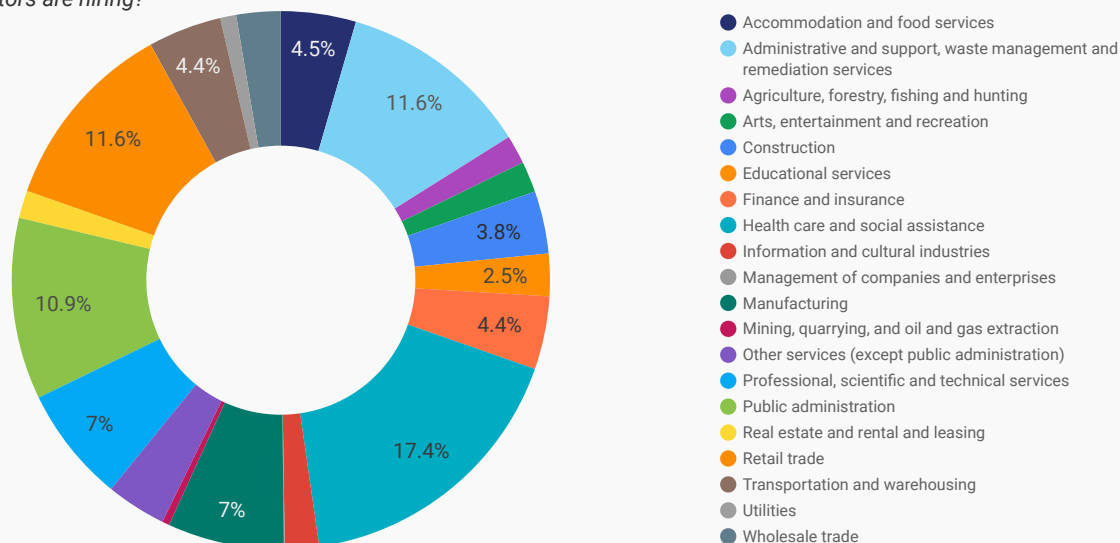
Which employers are seeking multilingual candidates?

COMPANY	POSTINGS
1. Victorian Order of Nurses	21
2. Victoria Order Of Nurses	8
3. EXPRESS EMPLOYMENT PROFESSIONALS	6
4. Kerry Group plc	5
5. Home and Community Care Support Services	5
6. Various Ministries	5
7. iRestify Inc	4
8. Adecco Canada	4
9. Home and Community Care Support Services South West	4
10. The Insignia Hotel by Marriott	4
11. Widder Station Golf, Grill & Tap House	3
12. Fabien Jagoo & Associates Inc.	3
13. C.L Benninger Equipment (1995) Ltd / SouthPoint Equipment	3
14. Lambton Kent District School Board	2
15. Town of Petrolia	2
16. Group Solum	2
17. Paddy Flaherty's	2
18. The We Store	2
19. Serv-A-Yard Ltd.	2
20. Growth Mindset Co	2
21. Sarnia Golf and Curling Club	2
22. Steeves and Rozema Group	2
23. BCFoods Inc.	2
24. Canada Post	2
25. NES Fircroft	2
26. Ontario Public Service / OPS	2
27. Torched Brewing Company	2
28. Legal Aid Ontario	2

1 - 50 / 123 < >

TOP HIRING SECTORS BY 2-DIGIT NAICS CODE

What sectors are hiring?



	NAICS CODE	2-DIGIT NAICS LABEL	POSTING COUNT	AVG POSTING LENGTH IN DAYS	MEDIAN POSTING LENGTH IN DAYS
1.	62	Health care and social assistance	415	25.8	28
2.	44-45	Retail trade	264	26.5	28
3.	91	Public administration	252	25.1	28
4.	56	Administrative and support, waste management and remediation services	238	23.5	28
5.	31-33	Manufacturing	162	26.3	28
6.	54	Professional, scientific and technical services	147	29.4	28
7.	72	Accommodation and food services	102	30.6	28
8.	52	Finance and insurance	97	32.3	28
9.	48-49	Transportation and warehousing	95	26.6	28
10.	81	Other services (except public administration)	87	27.6	28
11.	23	Construction	75	26.7	28
12.	41	Wholesale trade	61	26.9	28
13.	61	Educational services	58	29.0	28
14.	71	Arts, entertainment and recreation	45	24.9	28
15.	51	Information and cultural industries	44	13.6	12
16.	53	Real estate and rental and leasing	43	28.2	28
17.	11	Agriculture, forestry, fishing and hunting	35	27.8	28
18.	22	Utilities	25	27.5	28
19.	21	Mining, quarrying, and oil and gas extraction	14	28.0	28
20.	55	Management of companies and enterprises	1	7.0	7

NOTE: NAICS code 56 includes Employment Agencies. Manufacturing includes codes 31-33, Retail Trade includes codes 44-45 and Transportation and Warehousing includes codes 48-49.

TOP HIRING SECTORS BY 3-DIGIT NAICS CODE

What sectors are hiring?

	NAICS CODE	3-DIGIT NAICS LABEL	POSTING COUNT ▾	AVERAGE POSTING LENGTH IN DAYS	MEDIAN POSTING LENGTH IN DAYS
1.	621	Ambulatory health care services	244	26.4	28
2.	561	Administrative and support services	207	23.6	28
3.	541	Professional, scientific and technical services	147	29.4	28
4.	912	Provincial and territorial public administration	141	23.6	21
5.	624	Social assistance	84	27.2	28
6.	722	Food services and drinking places	81	30.0	28
7.	325	Chemical manufacturing	70	26.9	28
8.	913	Local, municipal and regional public administration	68	25.8	28
9.	522	Credit intermediation and related activities	65	34.1	28
10.	611	Educational services	58	29.0	28
11.	444	Building material and garden equipment and supplies dealers	50	22.9	28
12.	622	Hospitals	47	18.9	28
13.	713	Amusement, gambling and recreation industries	42	24.8	28
14.	453	Miscellaneous store retailers	42	28.0	28
15.	236	Construction of buildings	41	24.2	28
16.	623	Nursing and residential care facilities	40	27.8	28
17.	445	Food and beverage stores	39	25.8	28
18.	813	Religious, grant-making, civic, and professional and similar organizations	38	26.7	28
19.	911	Federal government public administration	38	30.7	29
20.	238	Specialty trade contractors	32	30.5	28
21.	811	Repair and maintenance	31	28.7	28
22.	562	Waste management and remediation services	31	23.0	28
23.	446	Health and personal care stores	31	23.4	28
24.	484	Truck transportation	30	27.8	28
25.	441	Motor vehicle and parts dealers	30	31.8	28
26.	531	Real estate	29	28.0	28
27.	517	Telecommunications	28	12.0	4
28.	221	Utilities	25	27.5	28
29.	488	Support activities for transportation	25	32.2	28
30.	417	Machinery, equipment and supplies merchant wholesalers	22	26.6	28
31.	448	Clothing and clothing accessories stores	22	27.0	28

TOP HIRING SECTORS BY 4-DIGIT NAICS CODE

What sectors are hiring?

	NAICS CODE	4-DIGIT NAICS LABEL	POSTING COUNT ▼	AVERAGE POSTING LENGTH IN DAYS	MEDIAN POSTING DAYS IN LENGTH
1.	6216	Home health care services	175	25.8	28
2.	9122	Provincial labour and employment services	131	23.5	21
3.	5613	Employment services	121	23.1	28
4.	7225	Full-service restaurants and limited-service eating places	73	30.2	28
5.	9139	Other local, municipal and regional public administration	68	25.8	28
6.	6241	Individual and family services	59	27.9	28
7.	5413	Architectural, engineering and related services	55	26.1	28
8.	3251	Basic chemical manufacturing	48	26.5	28
9.	5221	Depository credit intermediation	47	25.2	28
10.	6221	General medical and surgical hospitals	46	18.9	28
11.	5617	Services to buildings and dwellings	43	21.4	28
12.	5416	Management, scientific and technical consulting services	42	36.6	28
13.	2361	Residential building construction	40	24.2	28
14.	4451	Grocery stores	36	25.4	28
15.	4441	Building material and supplies dealers	35	18.7	28
16.	7139	Other amusement and recreation industries	32	25.7	28
17.	5616	Investigation and security services	32	27.0	28
18.	4461	Health and personal care stores	31	23.4	28
19.	9119	Other federal government public administration	30	32.7	30
20.	8134	Civic and social organizations	30	27.1	28
21.	4841	General freight trucking	29	27.8	28
22.	4539	Other miscellaneous store retailers	29	28.0	28
23.	6213	Offices of other health practitioners	27	31.1	28
24.	6112	Community colleges and C.E.G.E.P.s	24	28.0	28
25.	5412	Accounting, tax preparation, bookkeeping and payroll services	23	25.1	28
26.	6111	Elementary and secondary schools	23	27.1	28
27.	6233	Community care facilities for the elderly	23	26.3	28
28.	4481	Clothing stores	22	27.9	28
29.	6244	Child day-care services	20	25.7	28
30.	4411	Automobile dealers	20	48.8	28
31.	6212	Offices of dentists	18	25.7	28

TOP HIRING SECTORS BY 5-DIGIT NAICS CODE

What sectors are hiring?

	NAICS CODE	5-DIGIT NAICS LABEL	POSTING COUNT	AVERAGE POSTING LENGTH IN DAYS	MEDIAN POSTING LENGTH IN DAYS
1.	62161	Home health care services	175	25.8	28
2.	91221	Provincial labour and employment services	131	23.5	21
3.	56131	Employment placement agencies and executive search services	121	23.1	28
4.	72251	Full-service restaurants and limited-service eating places	73	30.2	28
5.	91391	Other local, municipal and regional public administration	68	25.8	28
6.	62211	General medical and surgical hospitals	46	18.9	28
7.	54133	Engineering services	45	26.2	28
8.	23611	Residential building construction	40	24.2	28
9.	52211	Banking	38	24.4	17
10.	44511	Supermarkets and other grocery (except convenience) stores	34	25.3	28
11.	62412	Services for the elderly and persons with disabilities	33	29.7	28
12.	32511	Petrochemical manufacturing	31	27.2	28
13.	81341	Civic and social organizations	30	27.1	28
14.	91191	Other federal government public administration	30	32.7	30
15.	56161	Investigation, guard and armoured car services	28	28.9	28
16.	44411	Home centres	26	17.0	21.5
17.	61121	Community colleges and C.E.G.E.P.s	24	28.0	28
18.	61111	Elementary and secondary schools	23	27.1	28
19.	62331	Community care facilities for the elderly	23	26.3	28
20.	54121	Accounting, tax preparation, bookkeeping and payroll services	23	25.1	28
21.	45399	All other miscellaneous store retailers	23	28.0	28
22.	54169	Other scientific and technical consulting services	22	48.8	28
23.	62411	Child and youth services	22	26.2	28
24.	44611	Pharmacies and drug stores	21	22.9	28
25.	56172	Janitorial services	21	22.3	28
26.	62441	Child day-care services	20	25.7	28
27.	48412	General freight trucking, long distance	20	27.7	28
28.	62121	Offices of dentists	18	25.7	28
29.	32411	Petroleum refineries	18	26.8	28
30.	72111	Hotels (except casino hotels) and motels	16	38.0	28
31.	56221	Waste treatment and disposal	16	23.9	28

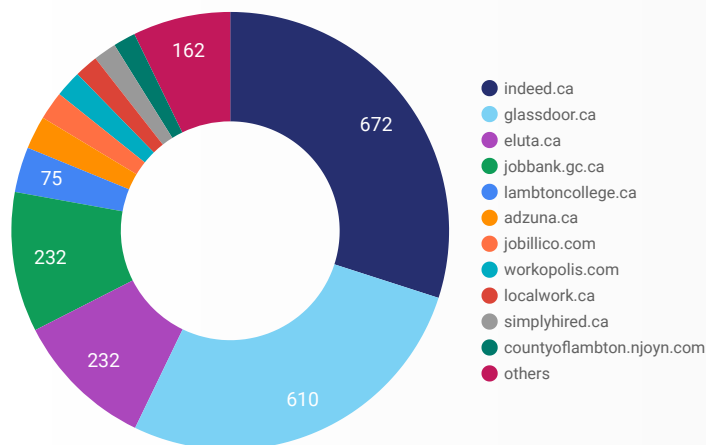
TOP HIRING SECTORS BY 6-DIGIT NAICS CODE

What sectors are hiring?

	NAICS CODE	6-DIGIT NAICS LABEL	POSTING COUNT ▾	AVG POSTING LENGTH IN DAYS	MEDIAN POSTING LENGTH IN DAYS
1.	621610	Home health care services	175	25.8	28
2.	912210	Provincial labour and employment services	131	23.5	21
3.	561310	Employment placement agencies and executive search services	121	23.1	28
4.	913910	Other local, municipal and regional public administration	68	25.8	28
5.	622111	General (except paediatric) hospitals	46	18.9	28
6.	541330	Engineering services	45	26.2	28
7.	236110	Residential building construction	40	24.2	28
8.	522111	Personal and commercial banking industry	38	24.4	17
9.	722511	Full-service restaurants	37	27.2	28
10.	722512	Limited-service eating places	36	32.6	28
11.	445110	Supermarkets and other grocery (except convenience) stores	34	25.3	28
12.	624120	Services for the elderly and persons with disabilities	33	29.7	28
13.	325110	Petrochemical manufacturing	31	27.2	28
14.	813410	Civic and social organizations	30	27.1	28
15.	911910	Other federal government public administration	30	32.7	30
16.	561612	Security guard and patrol services	28	28.9	28
17.	444110	Home centres	26	17.0	21.5
18.	611210	Community colleges and C.E.G.E.P.s	24	28.0	28
19.	623310	Community care facilities for the elderly	23	26.3	28
20.	611110	Elementary and secondary schools	23	27.1	28
21.	624110	Child and youth services	22	26.2	28
22.	541690	Other scientific and technical consulting services	22	48.8	28
23.	561722	Janitorial services (except window cleaning)	21	22.3	28
24.	446110	Pharmacies and drug stores	21	22.9	28
25.	484121	General freight trucking, long distance, truck-load	20	27.7	28
26.	624410	Child day-care services	20	25.7	28
27.	541212	Offices of accountants	19	25.0	28
28.	621210	Offices of dentists	18	25.7	28
29.	324110	Petroleum refineries	18	26.8	28
30.	453999	All other miscellaneous store retailers (except beer and wine-making supplies stores)	16	28.0	28
31.	562210	Waste treatment and disposal	16	23.9	28

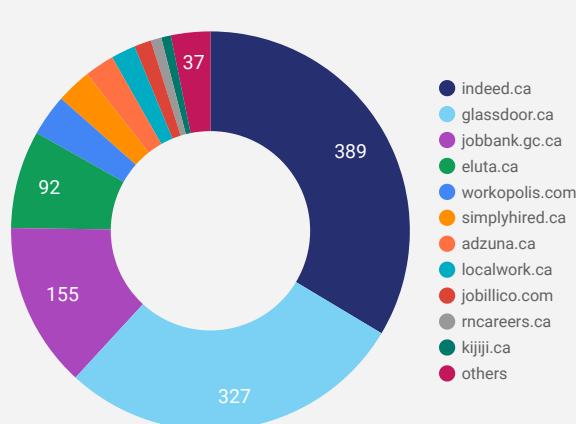
JOB POSTINGS BY JOB BOARD

What share of unique job postings appear on each job board?



COMPANIES BY JOB BOARD

What share of unique job postings appear on each job board?



JOB POSTING DETAILS BY JOB BOARD

How does job posting activity differ by job board?

	JOB BOARD	POSTING COUNT ▾	AVG POSTING LENGTH IN DAYS	MEDIAN POSTING LENGTH IN DAYS	# OF COMPANIES
1.	indeed.ca	672	26	28	389
2.	glassdoor.ca	610	28	28	327
3.	jobbank.gc.ca	232	29	20	155
4.	eluta.ca	232	27	28	92
5.	lambtoncollege.ca	75	36	31	1
6.	adzuna.ca	55	14	14	28
7.	jobillico.com	47	33	15	16
8.	workopolis.com	44	113	112.5	39
9.	localwork.ca	39	10	4	23
10.	simplyhired.ca	38	10	10	33
11.	countyoflambton.njoyn.com	37	14	14	1
12.	rncareers.ca	35	13	4	10
13.	kijiji.ca	25	15	15	9
14.	careerarc.com	24	38	14	5
15.	theworkplacegroup.ca	17	16	16.5	2
16.	gojobs.gov.on.ca	11	42	50	5
17.	emploisfp-psjobs.cfp-psc.gc.ca	11	30	30	8
18.	sarnia.ca	6	16	16	1