

JOB DEMAND REPORT

MARCH 2023

HIGHLIGHTS

JOB POSTINGS BY THE NUMBERS

POSTING COUNT	NEW POSTINGS	COMPANIES	JOB BOARDS
2,327	1,204	874	27

OF DAYS POSTED

AVERAGE	MEDIAN
27.4	28

REPORT BUILDER

The default filter selection below will show all job demand data for the month. You can use the filters to create a customized report for the purpose of understanding a subset of the data.

OCCUPATION FILTERS

SKILL TYPE NAME / 1-DIGIT NOC	▼
MAJOR GROUP / 2-DIGIT NOC	▼
MINOR GROUP / 3-DIGIT NOC	▼
UNIT GROUP / 4-DIGIT NOC	▼
SKILL LEVEL	▼
JOB TYPE	▼
JOB DURATION	▼
ADDITIONAL LANGUAGE	▼
SPECIFIC JOB TAGS	▼

INDUSTRY/SECTOR FILTERS

HIRING SECTOR BY 2-DIGIT NAICS CODE	▼
HIRING SECTOR BY 3-DIGIT NAICS CODE	▼
HIRING SECTOR BY 4-DIGIT NAICS CODE	▼
HIRING SECTOR BY 5-DIGIT NAICS CODE	▼
HIRING SECTOR BY 6-DIGIT NAICS CODE	▼

OTHER FILTERS

MUNICIPALITY	▼
CITY OR COUNTY	▼
JOB BOARD	▼

NOC = National Occupation Classification | NAICS = North American Industry Classification System

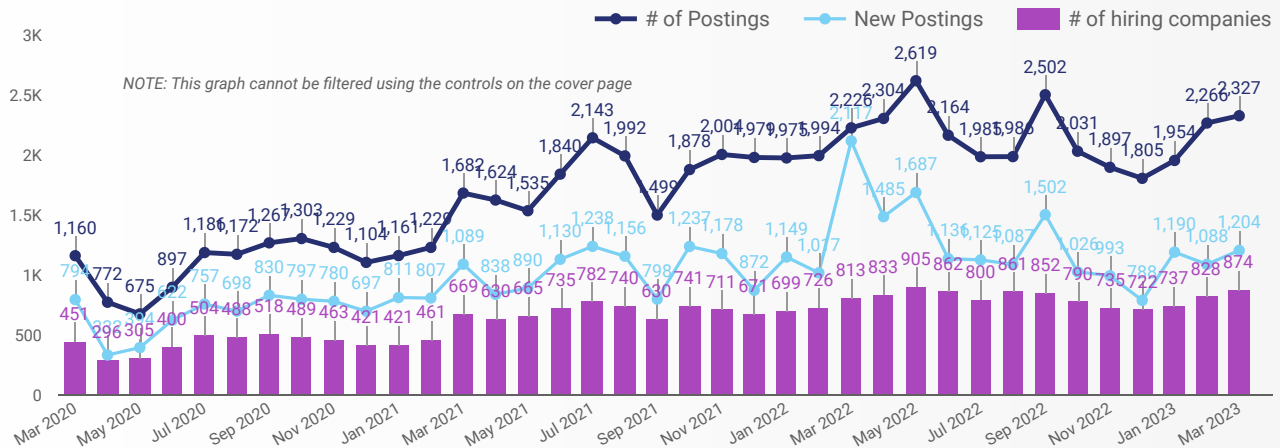
Source:

Job posting data collected by the Sarnia Lambton Workforce Development Board from job boards and employer websites who recruit candidates in the City of Sarnia and Lambton County.

JOB POSTINGS BY MONTH FOR SARNIA & LAMBTON AREA

How many job postings were active for at least 1 day this month?

AZ | :



NUMBER OF ACTIVE JOB BOARDS

How many job postings were active for at least 1 day this month on these job boards?

job boards



AVG & MEDIAN POSTING LENGTH BY DAYS

How long are employers having to recruit for to find candidates to fill their job vacancies?



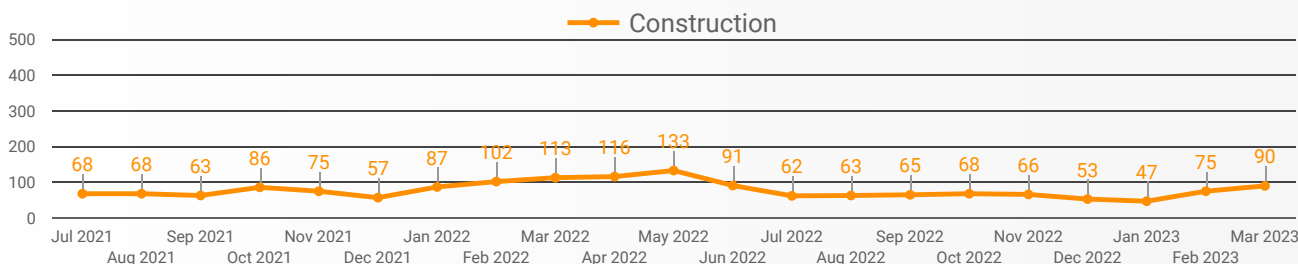
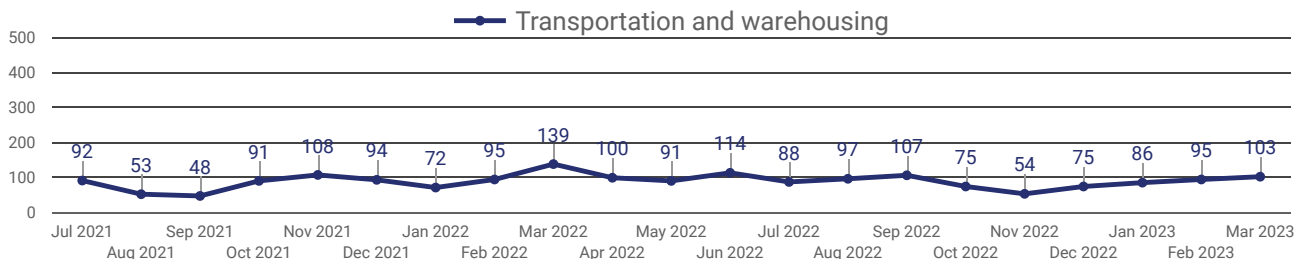
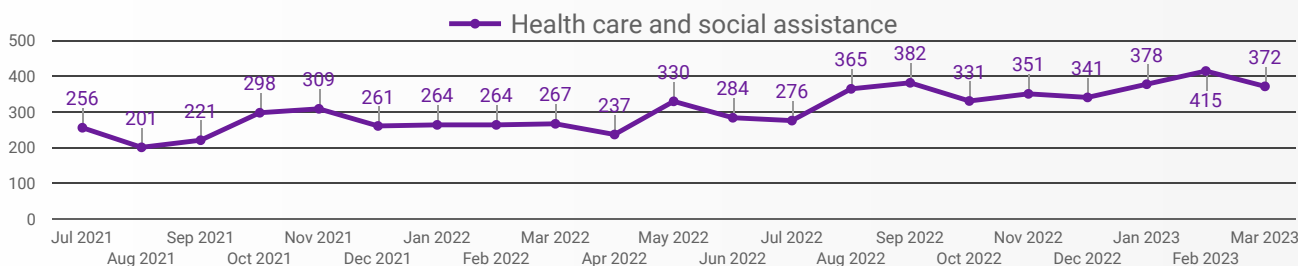
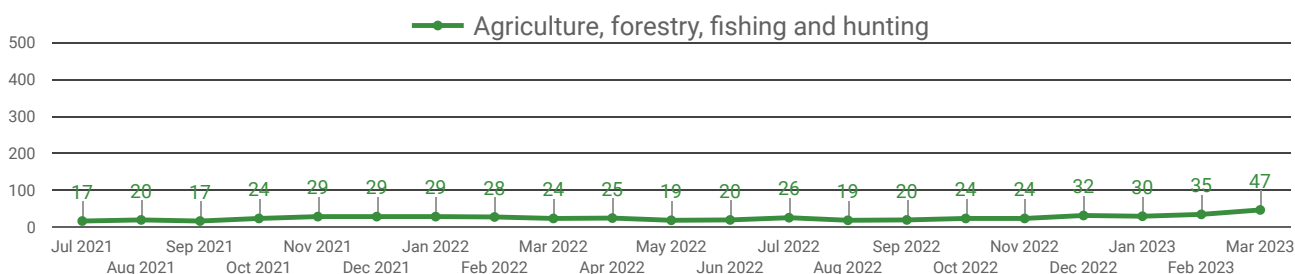
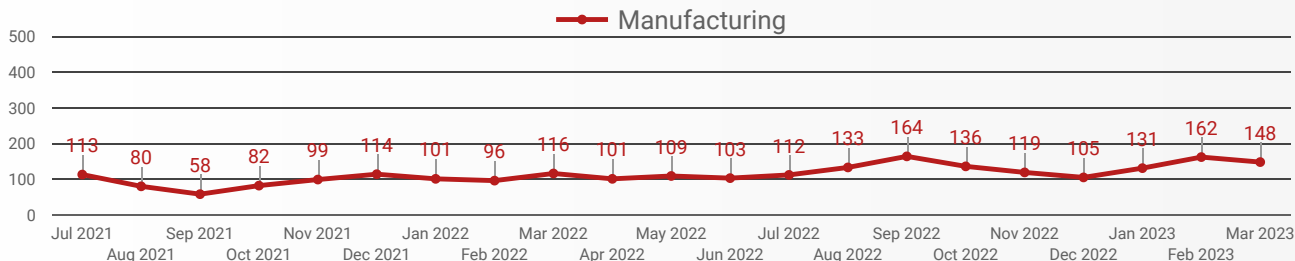
POST DATE TIMELINE FOR THIS MONTH'S ACTIVE JOB POSTINGS

How many job postings were active for at least 1 day this month?



DEMAND BY KEY SECTOR (SARNIA & LAMBTON AREA)

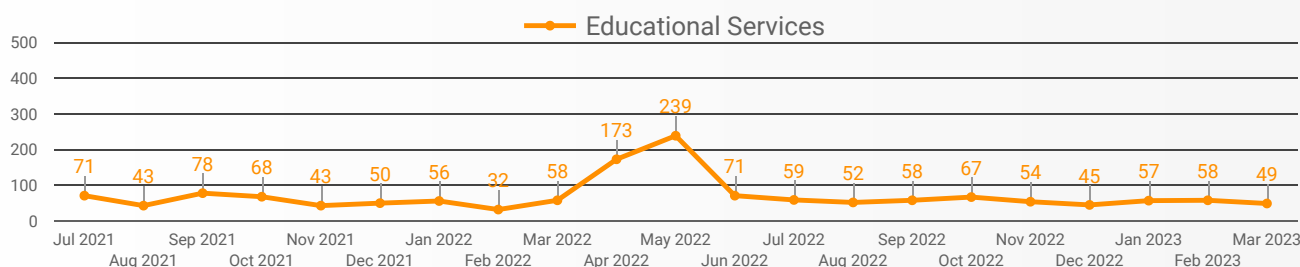
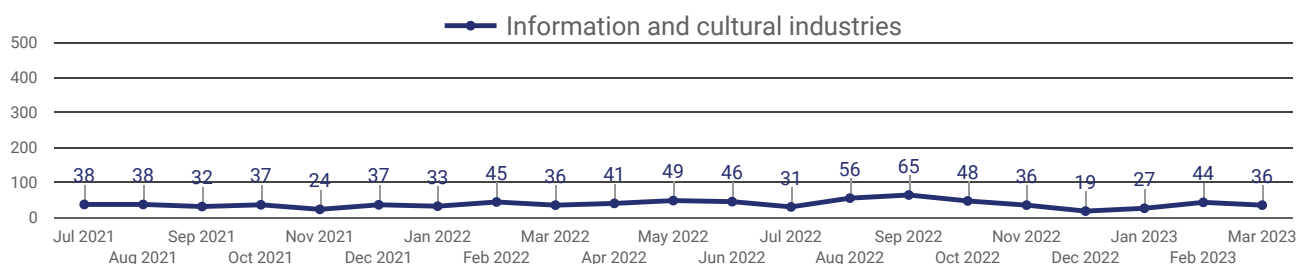
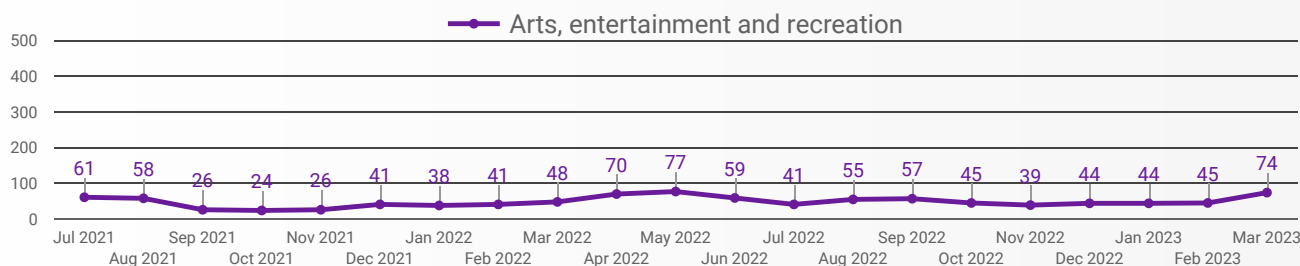
How many job postings were active for at least 1 day this month by sector?



NOTE: This graph cannot be filtered using the controls on the cover page

DEMAND BY IMPACTED SECTOR (SARNIA & LAMBTON COUNTY)

How many job postings were active for at least 1 day this month by sector?

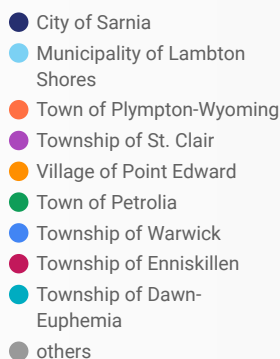
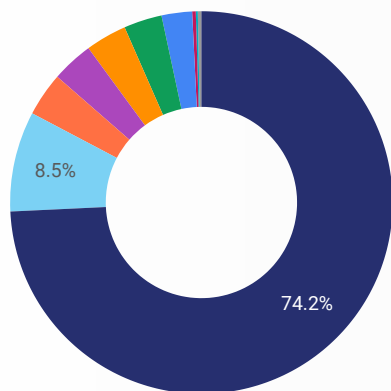


NOTE: This graph cannot be filtered using the controls on the cover page

JOB POSTINGS BY MUNICIPALITY

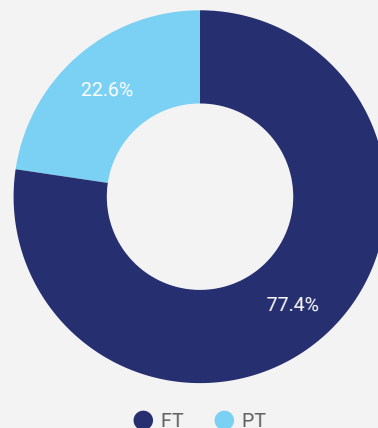
Where are job opportunities being offered?

	MUNICIPALITY	POSTING COUNT ▼	AVG POSTING LENGTH IN DAYS	MEDIAN POSTING LENGTH IN DAYS
1.	City of Sarnia	1,727	26.9	28
2.	Municipality of Lambton Shores	197	26.2	28
3.	Town of Plympton-Wyoming	86	34.8	28
4.	Township of St. Clair	82	29.3	28
5.	Village of Point Edward	81	32.2	28
6.	Town of Petrolia	75	25.3	28
7.	Township of Warwick	60	27.4	28
8.	Township of Enniskillen	7	21.0	21
9.	Township of Dawn-Euphemia	4	41.5	32.5
10.	Village of Oil Springs	4	11.0	11
11.	Municipality of Brooke-Alvinston	3	28.0	28



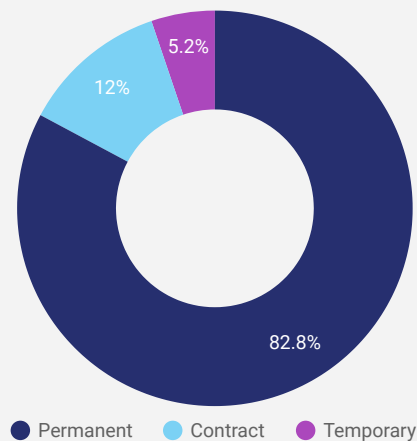
JOB TYPE

Full-time vs Part-time




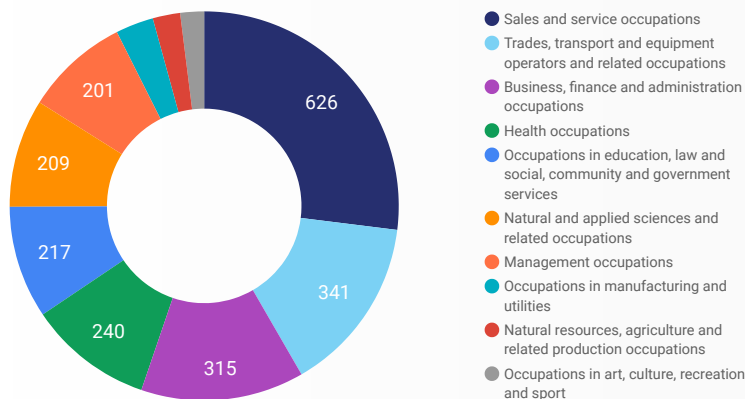
JOB DURATION

Permanency of jobs posted




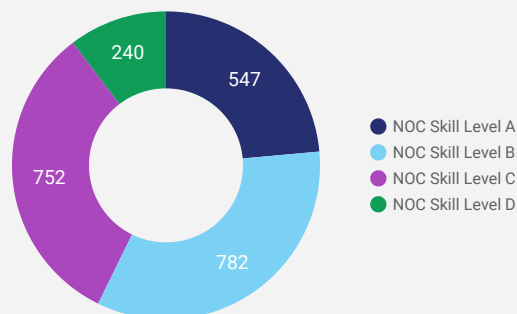
JOB POSTINGS BY JOB CATEGORY

What broad occupational category is being recruited?



JOB POSTINGS BY SKILL LEVEL

What education do occupations typically require?



Skill Level A = Usually University education | Skill Level B = Usually College education or Apprenticeship training | Skill Level C = Usually Secondary education or occupation-specific training | Skill Level D = Usually on-the-job training

TOP HIRING COMPANIES & AGENCIES

What companies are hiring?



	COMPANY	POSTINGS ▾	AVERAGE POSTING DURATION IN DAYS	MEDIAN POSTING DURATION IN DAYS
1.	Community Employment Services - Lambton College Petrolia	113	30.0	29
2.	County of Lambton	58	26.2	28
3.	EXPRESS EMPLOYMENT PROFESSIONALS	53	21.1	18
4.	Victorian Order of Nurses	47	32.4	28
5.	Bluewater Health	38	22.2	28
6.	The WorkPlace Group	28	18.2	16
7.	Lambton College	25	28.0	28
8.	Steeves and Rozema Group	24	25.7	28
9.	City of Sarnia	19	19.8	18
10.	Bayshore Home Care Solutions	18	28.0	28
11.	Home Depot	15	17.4	15
12.	NOVA Chemicals Corporation	15	17.3	14
13.	BELFOR CANADA INC.	14	28.0	28
14.	METRO INC.	14	22.0	28
15.	The Federal Bridge Corporation Limited	14	28.0	28
16.	Gateway Casinos	13	20.0	15
17.	BDO Canada	13	20.5	28
18.	Worley Limited	12	28.0	28
19.	HMG	12	17.9	9
20.	Patron Career Staffing	12	17.5	20
21.	Victoria Order Of Nurses	11	43.8	43
22.	Dark Horse Estate Winery	11	28.0	28
23.	Shoppers Drug Mart	11	23.3	28
24.	Suncor	11	24.5	21
25.	Clean Harbors Environmental Services, Inc.	11	28.0	28
26.	The Insignia Hotel by Marriott	11	28.0	28
27.	Adecco Canada	11	28.0	28
28.	Starlight Casino	10	28.0	28
29.	Lambton Kent District School Board	10	12.7	7
30.	Wood Plc	10	23.2	28
31.	Luxottica Eyecare	10	25.0	28

TOP HOURLY WAGES IN JOB POSTINGS

What are employers willing to pay to find the perfect candidate?


of Minimum Wage Jobs

105

	JOB TITLE	COMPANY	LOCATION	HOURLY WAGE ▾
1.	Private Chef	Chez You Experience Inc.	City of Sarnia	100 
2.	Independent Contractor Social Worker Msw Therapist	Great Lakes Neurofeedback & Counselling	City of Sarnia	90 
3.	Registered Nurse	Nova Care Plus inc.	City of Sarnia	70 
4.	Occupational Health Nurse (oil & Gas)	Kelly Services	City of Sarnia	68 
5.	Registered Nurse 60- 65/hr	Carecan Health Services	City of Sarnia	65 
6.	Fulltime Pharmacist M-f 9-5	PHARMACHOICE	City of Sarnia	65 
7.	Nurse Practitioner, Lead (Sarnia)	Community Employment Services - Lambton College Petrolia	City of Sarnia	61 
8.	Pharmacist	RPI Consulting Group	City of Sarnia	60 
9.	Immediate Opening For Psychotherapist Or Social Worker (masters)	P.A.C.E. Inc.	City of Sarnia	60 
10.	Process Operator/shift Lead	ADURO Cleantech	City of Sarnia	60 
11.	Decorating Consultant	HD Decorating Services	City of Sarnia	60 
12.	Clinical Pharmacist	Randstad Canada	City of Sarnia	60 
				1 - 100 / 743 < >

TOP SALARIES IN JOB POSTINGS

What are employers willing to pay to find the perfect candidate?

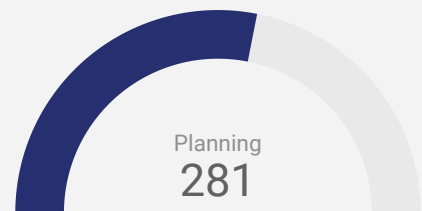
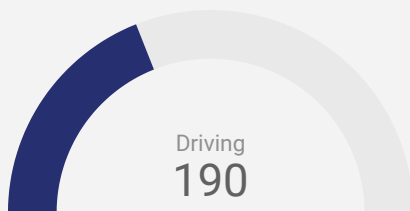
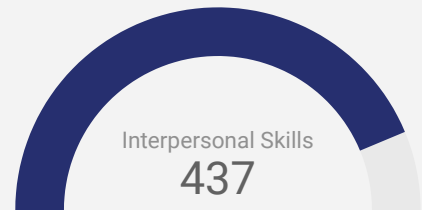
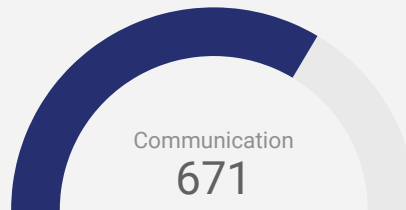
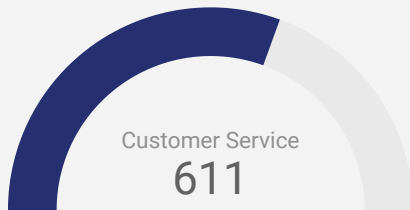
	JOB TITLE	COMPANY	LOCATION	ANNUAL SALARY ▾
1.	Az Owner Operator Truck Driver (chemicals, Food)	Trimac Transportation, Ltd	City of Sarnia	275,000 
2.	Dentist	Confidential	Town of Plympton-Wyoming	200,000 
3.	Engineering Manager	Paton Engineers and Constructors	City of Sarnia	175,000 
4.	2023-19 - City Solicitor	City of Sarnia	City of Sarnia	167,884 
5.	Lead Electrical Engineer	Kent PLC	City of Sarnia	150,800 
6.	Roofing Sales Consultant	Hy-Grade Steel Roofing Systems	Municipality of Lambton Shores	150,000 
7.	Outside Sales Representative	Reliance Home Comfort	City of Sarnia	150,000 
8.	Real Estate Sales Representative	Royal LePage Real Estate	City of Sarnia	150,000 
9.	Principal Piping Designer	Kent PLC	City of Sarnia	150,000 
10.	Electrical Engineer- Lead	Kent PLC	City of Sarnia	145,721 
11.	Sr. Electrical Engineer	Kent PLC	City of Sarnia	138,288 
				1 - 100 / 887 < >

TOP IN-DEMAND SKILLS

How many times were these skills found in job postings?

ACTIVE JOB POSTINGS THIS MONTH

2,327



KEY JOB REQUIREMENTS

How often are these requirements desired in job postings?

ACTIVE JOB POSTINGS THIS MONTH

2,327



Driver's License

5



First Aid

161



Regular Access to a Vehicle

156



Criminal Record Check

170



Microsoft Office

152



Food Safety

41

JOB POSTINGS BY 4-DIGIT NOC, SKILL LEVEL, FREQUENCY & DURATION

What jobs are hard-to-fill and/or in-demand?

	4-DIGIT NOC CODE	4-DIGIT NOC LABEL	OCCUPATION'S SKILL LEVEL	POSTING COUNT ▾	AVG POSTING LENGTH IN DAYS	MEDIAN POSTING LENGTH IN DAYS
1.	6421	Retail salespersons	NOC Skill Level C	130	29	28
2.	4412	Home support workers, housekeepers and related occupations	NOC Skill Level C	76	26	28
3.	6552	Other customer and information services representatives	NOC Skill Level C	67	23	28
4.	1241	Administrative assistants	NOC Skill Level B	61	23	28
5.	621	Retail and wholesale trade managers	NOC Skill Level A	59	23	28
6.	6322	Cooks	NOC Skill Level B	49	41	28
7.	3012	Registered nurses and registered psychiatric nurses	NOC Skill Level A	48	41	28
8.	7321	Automotive service technicians, truck and bus mechanics and mechanical repairers	NOC Skill Level B	47	24	28
9.	7511	Transport truck drivers	NOC Skill Level C	43	28	28
10.	4212	Social and community service workers	NOC Skill Level B	43	26	28
11.	3233	Licensed practical nurses	NOC Skill Level B	40	28	28
12.	6541	Security guards and related security service occupations	NOC Skill Level C	37	28	28
13.	7514	Delivery and courier service drivers	NOC Skill Level C	34	26	28
14.	6731	Light duty cleaners	NOC Skill Level D	33	25	28
15.	7452	Material handlers	NOC Skill Level C	33	24	28
16.	6711	Food counter attendants, kitchen helpers and related support occupations	NOC Skill Level D	33	34	28
17.	6513	Food and beverage servers	NOC Skill Level C	32	27	28
18.	8612	Landscaping and grounds maintenance labourers	NOC Skill Level D	26	49	28
19.	7611	Construction trades helpers and labourers	NOC Skill Level D	25	29	28
20.	2263	Inspectors in public and environmental health and occupational health and safety	NOC Skill Level B	25	24	28
21.	6733	Janitors, caretakers and building superintendents	NOC Skill Level D	24	22	28
22.	6311	Food service supervisors	NOC Skill Level B	22	37	28
23.	4214	Early childhood educators and assistants	NOC Skill Level B	22	26	28
24.	5254	Program leaders and instructors in recreation, sport and fitness	NOC Skill Level B	22	27	28
25.	2134	Chemical engineers	NOC Skill Level A	20	29	28
26.	2132	Mechanical engineers	NOC Skill Level A	20	21	28
27.	714	Facility operation and maintenance managers	NOC Skill Level A	19	28	28
28.	3131	Pharmacists	NOC Skill Level A	19	21	26.5
29.	6211	Retail sales supervisors	NOC Skill Level B	19	72	28

JOB POSTINGS BY 3-DIGIT NOC, SKILL LEVEL, FREQUENCY & DURATION

What jobs are hard to fill and/or in-demand?

	3-DIGIT NOC CODE	3-DIGIT NOC LABEL	OCCUPATION'S SKILL LEVEL	POSTING COUNT ▾	AVG POSTING LENGTH IN DAYS	MEDIAN POSTING LENGTH IN DAYS
1.	642	Retail salespersons	NOC Skill Level C	130	29	28
2.	441	Home care providers and educational support occupations	NOC Skill Level C	84	26	28
3.	751	Motor vehicle and transit drivers	NOC Skill Level C	84	30	28
4.	655	Customer and information services representatives	NOC Skill Level C	73	23	28
5.	421	Paraprofessional occupations in legal, social, community and education services	NOC Skill Level B	73	28	28
6.	213	Civil, mechanical, electrical and chemical engineers	NOC Skill Level A	71	24	28
7.	673	Cleaners	NOC Skill Level D	66	25	28
8.	124	Office administrative assistants - general, legal and medical	NOC Skill Level B	66	23	28
9.	062	Retail and wholesale trade managers	NOC Skill Level A	59	23	28
10.	632	Chefs and cooks	NOC Skill Level B	58	39	28
11.	323	Other technical occupations in health care	NOC Skill Level B	55	28	28
12.	732	Automotive service technicians	NOC Skill Level B	53	24	28
13.	301	Professional occupations in nursing	NOC Skill Level A	53	41	28
14.	651	Occupations in food and beverage service	NOC Skill Level C	47	24	28
15.	122	Administrative and regulatory occupations	NOC Skill Level B	45	23	28
16.	761	Trades helpers and labourers	NOC Skill Level D	39	31	28
17.	654	Security guards and related security service occupations	NOC Skill Level C	37	28	28
18.	745	Longshore workers and material handlers	NOC Skill Level C	33	24	28
19.	143	Financial, insurance and related administrative support workers	NOC Skill Level C	33	18	28
20.	111	Auditors, accountants and investment professionals	NOC Skill Level A	33	22	28
21.	141	General office workers	NOC Skill Level C	33	23	28
22.	671	Food counter attendants, kitchen helpers and related support occupations	NOC Skill Level D	33	34	28
23.	321	Medical technologists and technicians (except dental health)	NOC Skill Level B	32	24	28
24.	071	Managers in customer and personal services, n.e.c.	NOC Skill Level A	31	26	28
25.	226	Other technical inspectors and regulatory officers	NOC Skill Level B	29	24	28
26.	861	Harvesting, landscaping and natural resources labourers	NOC Skill Level D	28	45	28
27.	631	Service supervisors	NOC Skill Level B	28	34	28
28.	341	Assisting occupations in support of health services	NOC Skill Level C	27	26	28
29.	152	Supply chain logistics, tracking and scheduling co-ordination occupations	NOC Skill Level C	26	24	27.5
					1 - 50 / 124	< >

JOB POSTINGS BY 2-DIGIT NOC, SKILL LEVEL, FREQUENCY & DURATION

What jobs are hard to fill and/or in-demand?

	2-DIGIT NOC CODE	2-DIGIT NOC LABEL	OCCUPATION'S SKILL LEVEL	POSTING COUNT	AVG POSTING LENGTH IN DAYS	MEDIAN POSTING LENGTH IN DAYS
1.	65	Service representatives and other customer and personal services occupations	NOC Skill Level C	177	25	28
2.	64	Sales representatives and salespersons - wholesale and retail trade	NOC Skill Level C	141	29	28
3.	12	Administrative and financial supervisors and administrative occupations	NOC Skill Level B	136	24	28
4.	21	Professional occupations in natural and applied sciences	NOC Skill Level A	113	23	28
5.	75	Transport and heavy equipment operation and related maintenance occupations	NOC Skill Level C	111	29	28
6.	67	Service support and other service occupations, n.e.c.	NOC Skill Level D	109	27	28
7.	63	Service supervisors and specialized service occupations	NOC Skill Level B	99	35	28
8.	32	Technical occupations in health	NOC Skill Level B	98	26	28
9.	22	Technical occupations related to natural and applied sciences	NOC Skill Level B	96	26	28
10.	44	Care providers and educational, legal and public protection support occupations	NOC Skill Level C	87	26	28
11.	06	Middle management occupations in retail and wholesale trade and customer services	NOC Skill Level A	85	24	28
12.	14	Office support occupations	NOC Skill Level C	82	20	28
13.	73	Maintenance and equipment operation trades	NOC Skill Level B	82	26	28
14.	42	Paraprofessional occupations in legal, social, community and education services	NOC Skill Level B	73	28	28
15.	31	Professional occupations in health (except nursing)	NOC Skill Level A	62	25	28
16.	62	Retail sales supervisors and specialized sales occupations	NOC Skill Level B	60	36	28
17.	30	Professional occupations in nursing	NOC Skill Level A	53	41	28
18.	11	Professional occupations in business and finance	NOC Skill Level A	53	23	28
19.	76	Trades helpers, construction labourers and related occupations	NOC Skill Level D	50	31	28
20.	41	Professional occupations in law and social, community and government services	NOC Skill Level A	49	27	28
21.	74	Other installers, repairers and servicers and material handlers	NOC Skill Level C	49	25	28
22.	72	Industrial, electrical and construction trades	NOC Skill Level B	49	25	28
23.	66	Sales support occupations	NOC Skill Level D	40	26	28
24.	01	Senior managers - construction, transportation, production and utilities	NOC Skill Level A	38	26	28
25.	07	Managers in customer and personal services, n.e.c.	NOC Skill Level A	37	26	28
26.	52	Technical occupations in art, culture, recreation and sport	NOC Skill Level B	36	24	28
27.	92	Processing, manufacturing and utilities supervisors and central control operators	NOC Skill Level B	34	26	28

MULTILINGUAL JOB POSTINGS BY THE NUMBERS

ACTIVE POSTINGS	NEW POSTINGS	COMPANIES	LANGUAGES
268	6	164	3

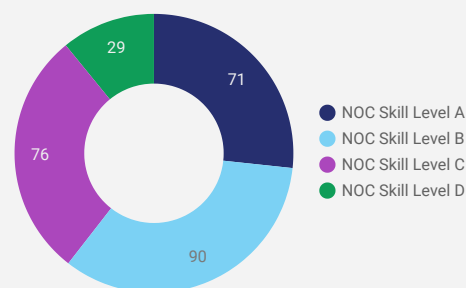
OF DAYS POSTED

AVERAGE	MEDIAN
26.4	28

MULTILINGUAL JOB POSTINGS BY SKILL LEVEL

What language skills are employers looking for by occupational skill level?

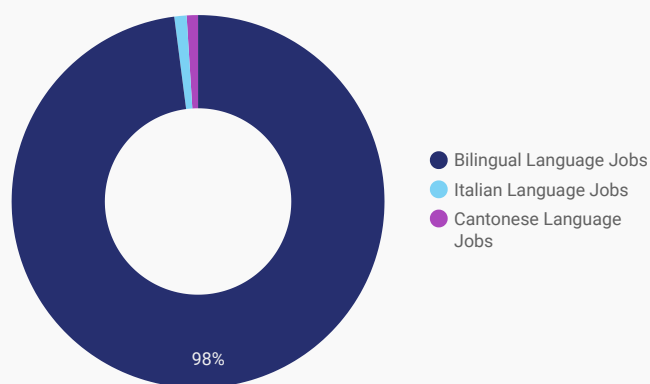
- 71** Skill Level A - Management/ Professional Occupations usually requiring University
- 90** Skill Level B - Usually college education or apprenticeship training
- 76** Skill Level C - Usually secondary education or occupation-specific training
- 29** Skill Level D - Usually on-the-job training



LANGUAGES	NOC Skill Level A	NOC Skill Level B	NOC Skill Level C	NOC Skill Level D
Bilingual Language Jobs	71	89	72	29
Italian Language Jobs		1	2	
Cantonese Language Jobs			2	

LANGUAGE SKILLS BREAKDOWN

Which kinds of language skills do employers seek?



LANGUAGES	POSTING COUNT
1. Bilingual Language Jobs	263
2. Italian Language Jobs	3
3. Cantonese Language Jobs	2

Post Date Timeline of this Month's Active Job Postings



LANGUAGE SKILLS BEING RECRUITED BY JOB CATEGORY

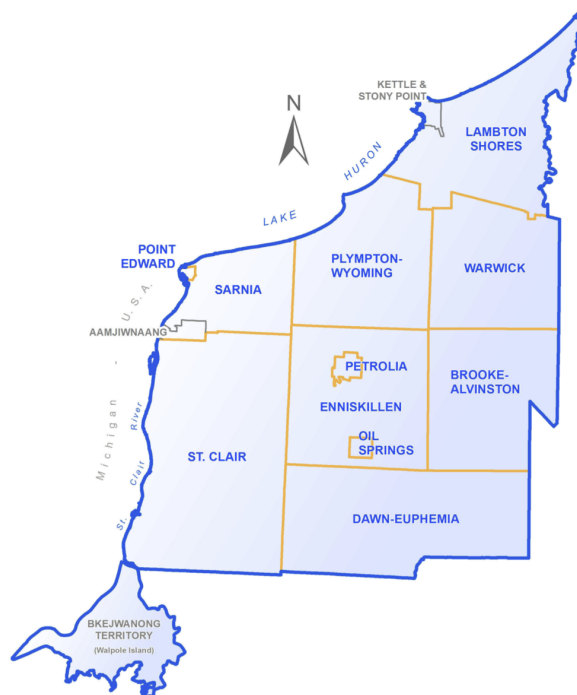
What language skills are sought by 1-Digit NOC?

BROAD OCCUPATIONAL CATEGORY	Bilingual Language Jobs	Italian Language Jobs	Cantonese Language Jobs	Grand total
Business, finance and administration occup...	40			40
Health occupations	39			39
Management occupations	36			36
Natural and applied sciences and related o...	11			11
Natural resources, agriculture and related p...	4			4
Occupations in art, culture, recreation and s...	5			5
Occupations in education, law and social, c...	21			21
Occupations in manufacturing and utilities	7			7
Sales and service occupations	70	3	2	75
Trades, transport and equipment operators ...	28			28
Grand total	261	3	2	266

MULTILINGUAL JOB POSTINGS BY MUNICIPALITY

What language skills are sought by 4-Digit NOC?

	MUNICIPALITY	JOB LANGUAGES	AVG POSTING LENGTH IN DAYS	MEDIAN POSTING LENGTH IN DAYS
1.	City of Sarnia	200	25.9	28
2.	Municipality of Lambton Shores	39	28.0	28
3.	Town of Petrolia	7	28.0	28
4.	Township of Warwick	6	28.0	28
5.	Town of Plympton-Wyoming	5		
6.	Township of St. Clair	5	28.0	28
7.	Village of Point Edward	4	27.0	27
8.	Township of Dawn-Euphemia	1	28.0	28
9.	Municipality of Brooke-Alvinston	1	28.0	28



LANGUAGE DEMAND BY JOB

What language skills are sought by 4-Digit NOC?

4 DIGIT NOC NAME	POSTINGS
1. Registered nurses and registered psychiat...	13
2. Licensed practical nurses	13
3. Retail and wholesale trade managers	11
4. Administrative assistants	10
5. Other customer and information services ...	9
6. Retail salespersons	9
7. Social and community service workers	8
8. Managers in health care	7
9. Food counter attendants, kitchen helpers ...	7
10. Food and beverage servers	7
11. Food service supervisors	7
12. Cooks	6
13. Receptionists	5
14. Light duty cleaners	5
15. Conference and event planners	4
16. Delivery and courier service drivers	4
17. Correspondence, publication and regulato...	4
18. Automotive service technicians, truck and...	4
19. Restaurant and food service managers	4
20. Security guards and related security servi...	4
21. Financial managers	4
22. Other sales related occupations	3
23. Early childhood educators and assistants	3
24. Sales and account representatives - whole...	3
25. Home support workers, housekeepers an...	3
26. Other automotive mechanical installers a...	3
27. Accounting and related clerks	3
28. Civil engineering technologists and techni...	2
29. Supervisors, food and beverage processing	2
30. Landscaping and grounds maintenance la...	2
31. Storekeepers and partspersons	2
32. Manufacturing managers	2

1 - 100 / 107 < >

MULTILINGUAL HIRING EMPLOYERS

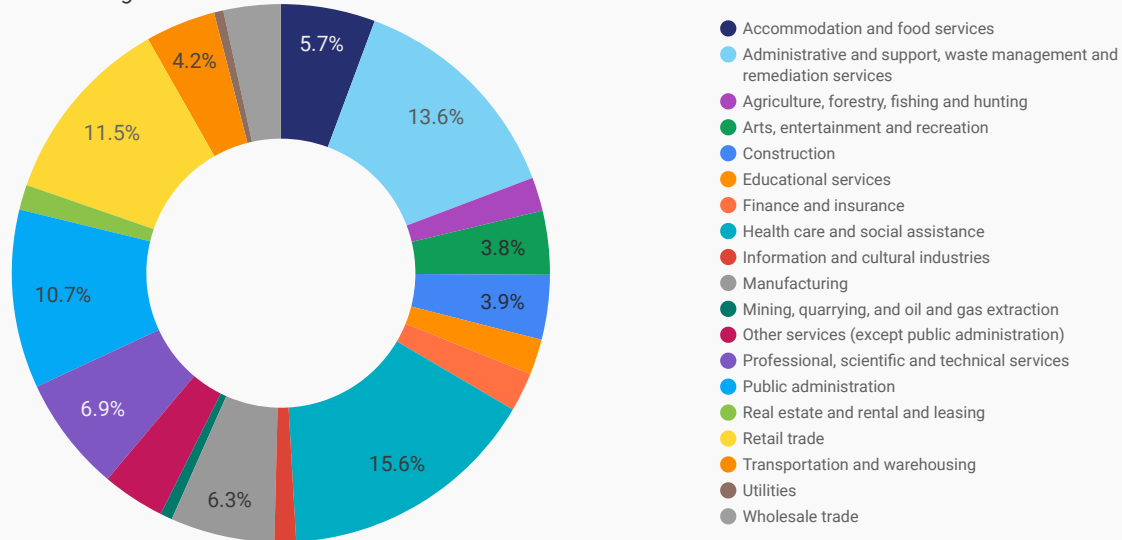
Which employers are seeking multilingual candidates?

COMPANY	POSTINGS
1. Victorian Order of Nurses	13
2. EXPRESS EMPLOYMENT PROFESSIONALS	10
3. The Insignia Hotel by Marriott	9
4. Victoria Order Of Nurses	8
5. Hiawatha Horse Park and Entertainment Centre	5
6. Steeves and Rozema Group	4
7. Kerry Group plc	4
8. Force Capital Agency	4
9. Widder Station Golf, Grill & Tap House	4
10. St. Joseph's Hospice Sarnia	4
11. Virgin Plus	3
12. Allied Centrifuge Technologies	3
13. Confidential	3
14. Watford Quality Care Centre	3
15. Fabien Jagoo & Associates Inc.	3
16. Torched Brewing Company	3
17. VIP Rail ULC	3
18. Home and Community Care Support Services South West	3
19. Plan A Sarnia Chatham	3
20. iRestify Inc	3
21. Conseil scolaire catholique Providence (Ontario)	2
22. In Motion Health Wellness	2
23. Various Ministries	2
24. Nova Care Plus inc.	2
25. Oakwood Resort	2
26. Sobeys	2
27. Ministry of the Solicitor General	2
28. Early Learning Center - Point Edward	2

1 - 50 / 164 < >

TOP HIRING SECTORS BY 2-DIGIT NAICS CODE

What sectors are hiring?



	NAICS CODE	2-DIGIT NAICS LABEL	POSTING COUNT	AVG POSTING LENGTH IN DAYS	MEDIAN POSTING LENGTH IN DAYS
1.	62	Health care and social assistance	372	26.6	28
2.	56	Administrative and support, waste management and remediation services	295	24.2	28
3.	91	Public administration	269	29.7	28
4.	44-45	Retail trade	265	28.4	28
5.	54	Professional, scientific and technical services	153	27.3	28
6.	31-33	Manufacturing	148	24.7	28
7.	72	Accommodation and food services	129	31.9	28
8.	48-49	Transportation and warehousing	103	29.8	28
9.	23	Construction	90	27.7	28
10.	81	Other services (except public administration)	85	31.7	28
11.	41	Wholesale trade	76	25.5	28
12.	71	Arts, entertainment and recreation	74	23.6	28
13.	52	Finance and insurance	64	23.6	28
14.	61	Educational services	49	26.4	28
15.	11	Agriculture, forestry, fishing and hunting	47	23.5	20
16.	53	Real estate and rental and leasing	40	26.0	28
17.	51	Information and cultural industries	36	45.7	28
18.	22	Utilities	17	28.0	28
19.	21	Mining, quarrying, and oil and gas extraction	15	24.5	28

NOTE: NAICS code 56 includes Employment Agencies. Manufacturing includes codes 31-33, Retail Trade includes codes 44-45 and Transportation and Warehousing includes codes 48-49.

TOP HIRING SECTORS BY 3-DIGIT NAICS CODE

What sectors are hiring?

	NAICS CODE	3-DIGIT NAICS LABEL	POSTING COUNT ▼	AVERAGE POSTING LENGTH IN DAYS	MEDIAN POSTING LENGTH IN DAYS
1.	561	Administrative and support services	255	24.3	28
2.	621	Ambulatory health care services	224	28.9	28
3.	912	Provincial and territorial public administration	156	28.2	24.5
4.	541	Professional, scientific and technical services	153	27.3	28
5.	722	Food services and drinking places	98	33.8	28
6.	913	Local, municipal and regional public administration	78	24.4	28
7.	624	Social assistance	70	25.0	28
8.	713	Amusement, gambling and recreation industries	63	24.4	28
9.	325	Chemical manufacturing	52	23.6	28
10.	444	Building material and garden equipment and supplies dealers	50	27.2	28
11.	611	Educational services	49	26.4	28
12.	236	Construction of buildings	44	28.1	28
13.	622	Hospitals	41	22.9	28
14.	238	Specialty trade contractors	41	27.6	28
15.	562	Waste management and remediation services	40	23.8	28
16.	445	Food and beverage stores	38	25.9	28
17.	441	Motor vehicle and parts dealers	37	28.4	28
18.	623	Nursing and residential care facilities	37	22.8	28
19.	453	Miscellaneous store retailers	37	26.2	28
20.	484	Truck transportation	36	26.1	28
21.	522	Credit intermediation and related activities	34	23.2	28
22.	488	Support activities for transportation	33	28.1	28
23.	813	Religious, grant-making, civic, and professional and similar organizations	33	26.7	28
24.	721	Accommodation services	31	25.2	28
25.	811	Repair and maintenance	31	55.1	28
26.	911	Federal government public administration	30	54.9	28
27.	446	Health and personal care stores	30	25.7	28
28.	531	Real estate	28	27.3	28
29.	111	Crop production	27	28.1	28
30.	452	General merchandise stores	25	55.1	28
31.	524	Insurance carriers and related activities	22	24.5	28

TOP HIRING SECTORS BY 4-DIGIT NAICS CODE

What sectors are hiring?

	NAICS CODE	4-DIGIT NAICS LABEL	POSTING COUNT ▼	AVERAGE POSTING LENGTH IN DAYS	MEDIAN POSTING DAYS IN LENGTH
1.	5613	Employment services	163	23.4	28
2.	6216	Home health care services	146	30.0	28
3.	9122	Provincial labour and employment services	146	28.4	24.5
4.	7225	Full-service restaurants and limited-service eating places	86	34.8	28
5.	9139	Other local, municipal and regional public administration	77	24.4	28
6.	5413	Architectural, engineering and related services	63	25.4	28
7.	6241	Individual and family services	44	26.1	28
8.	5617	Services to buildings and dwellings	42	23.9	28
9.	4441	Building material and supplies dealers	42	20.7	28
10.	6221	General medical and surgical hospitals	40	22.7	28
11.	2361	Residential building construction	38	28.0	28
12.	4451	Grocery stores	37	25.9	28
13.	3251	Basic chemical manufacturing	36	23.8	28
14.	7139	Other amusement and recreation industries	36	26.2	28
15.	4841	General freight trucking	35	25.9	28
16.	5616	Investigation and security services	34	28.5	28
17.	5416	Management, scientific and technical consulting services	32	22.2	28
18.	6213	Offices of other health practitioners	31	26.8	28
19.	4461	Health and personal care stores	30	25.7	28
20.	5221	Depository credit intermediation	29	22.6	28
21.	8134	Civic and social organizations	27	27.2	28
22.	7211	Traveller accommodation	27	26.9	28
23.	7132	Gambling industries	26	20.5	15.5
24.	6112	Community colleges and C.E.G.E.P.s	25	28.0	28
25.	5419	Other professional, scientific and technical services	25	28.0	28
26.	4411	Automobile dealers	25	29.4	28
27.	2389	Other specialty trade contractors	22	30.7	28
28.	3121	Beverage manufacturing	22	28.0	28
29.	6212	Offices of dentists	21	26.9	28
30.	9119	Other federal government public administration	21	59.0	28
31.	6244	Child day-care services	21	22.6	28
					1 - 50 / 187 < >

TOP HIRING SECTORS BY 5-DIGIT NAICS CODE

What sectors are hiring?

	NAICS CODE	5-DIGIT NAICS LABEL	POSTING COUNT ▾	AVERAGE POSTING LENGTH IN DAYS	MEDIAN POSTING LENGTH IN DAYS
1.	56131	Employment placement agencies and executive search services	163	23.4	28
2.	91221	Provincial labour and employment services	146	28.4	24.5
3.	62161	Home health care services	146	30.0	28
4.	72251	Full-service restaurants and limited-service eating places	86	34.8	28
5.	91391	Other local, municipal and regional public administration	77	24.4	28
6.	54133	Engineering services	56	24.6	28
7.	62211	General medical and surgical hospitals	40	22.7	28
8.	23611	Residential building construction	38	28.0	28
9.	44511	Supermarkets and other grocery (except convenience) stores	36	25.9	28
10.	56161	Investigation, guard and armoured car services	30	29.6	28
11.	44411	Home centres	29	18.1	28
12.	81341	Civic and social organizations	27	27.2	28
13.	72111	Hotels (except casino hotels) and motels	27	26.9	28
14.	48412	General freight trucking, long distance	27	25.3	28
15.	71321	Casinos (except casino hotels)	26	20.5	15.5
16.	61121	Community colleges and C.E.G.E.P.s	25	28.0	28
17.	52211	Banking	25	21.9	28
18.	32511	Petrochemical manufacturing	24	21.4	28
19.	56172	Janitorial services	23	26.3	28
20.	62412	Services for the elderly and persons with disabilities	22	27.0	28
21.	62441	Child day-care services	21	22.6	28
22.	62331	Community care facilities for the elderly	21	22.9	28
23.	91191	Other federal government public administration	21	59.0	28
24.	62121	Offices of dentists	21	26.9	28
25.	56221	Waste treatment and disposal	20	25.6	28
26.	44611	Pharmacies and drug stores	20	25.5	28
27.	54169	Other scientific and technical consulting services	20	19.7	28
28.	44111	New car dealers	18	28.0	28
29.	48849	Other support activities for road transportation	18	28.1	28
30.	71391	Golf courses and country clubs	16	28.0	28
31.	61111	Elementary and secondary schools	16	18.3	28

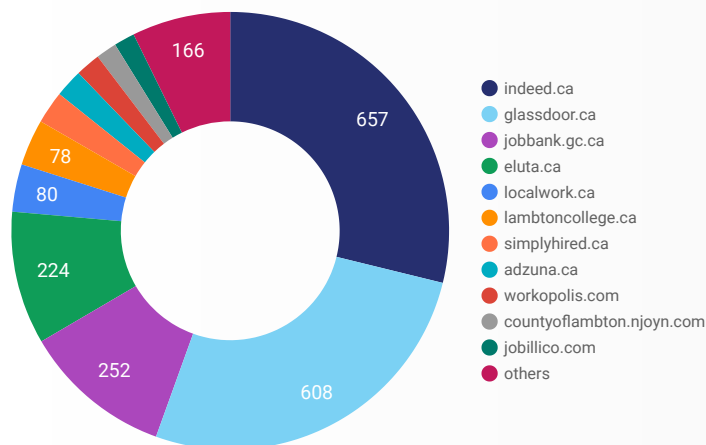
TOP HIRING SECTORS BY 6-DIGIT NAICS CODE

What sectors are hiring?

	NAICS CODE	6-DIGIT NAICS LABEL	POSTING COUNT ▾	AVG POSTING LENGTH IN DAYS	MEDIAN POSTING LENGTH IN DAYS
1.	561310	Employment placement agencies and executive search services	163	23.4	28
2.	912210	Provincial labour and employment services	146	28.4	24.5
3.	621610	Home health care services	146	30.0	28
4.	913910	Other local, municipal and regional public administration	77	24.4	28
5.	541330	Engineering services	56	24.6	28
6.	722512	Limited-service eating places	45	38.6	28
7.	722511	Full-service restaurants	41	32.1	28
8.	622111	General (except paediatric) hospitals	40	22.7	28
9.	236110	Residential building construction	38	28.0	28
10.	445110	Supermarkets and other grocery (except convenience) stores	36	25.9	28
11.	561612	Security guard and patrol services	30	29.6	28
12.	444110	Home centres	29	18.1	28
13.	813410	Civic and social organizations	27	27.2	28
14.	484121	General freight trucking, long distance, truck-load	27	25.3	28
15.	713210	Casinos (except casino hotels)	26	20.5	15.5
16.	522111	Personal and commercial banking industry	25	21.9	28
17.	611210	Community colleges and C.E.G.E.P.s	25	28.0	28
18.	721111	Hotels	24	26.6	28
19.	325110	Petrochemical manufacturing	24	21.4	28
20.	561722	Janitorial services (except window cleaning)	23	26.3	28
21.	624120	Services for the elderly and persons with disabilities	22	27.0	28
22.	624410	Child day-care services	21	22.6	28
23.	623310	Community care facilities for the elderly	21	22.9	28
24.	911910	Other federal government public administration	21	59.0	28
25.	621210	Offices of dentists	21	26.9	28
26.	446110	Pharmacies and drug stores	20	25.5	28
27.	562210	Waste treatment and disposal	20	25.6	28
28.	541690	Other scientific and technical consulting services	20	19.7	28
29.	441110	New car dealers	18	28.0	28
30.	488490	Other support activities for road transportation	18	28.1	28
31.	611110	Elementary and secondary schools	16	18.3	28

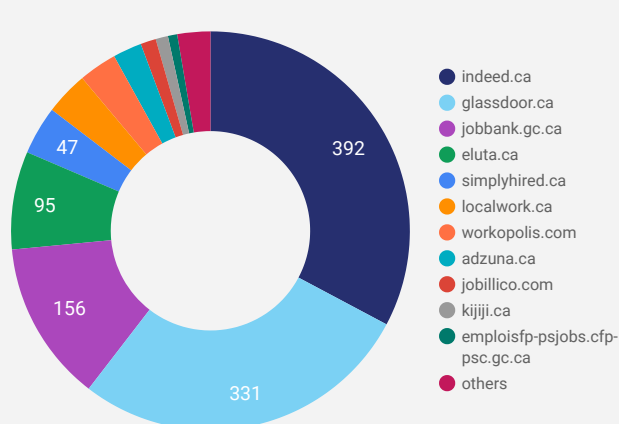
JOB POSTINGS BY JOB BOARD

What share of unique job postings appear on each job board?



COMPANIES BY JOB BOARD

What share of unique job postings appear on each job board?



JOB POSTING DETAILS BY JOB BOARD

How does job posting activity differ by job board?

	JOB BOARD	POSTING COUNT	AVG POSTING LENGTH IN DAYS	MEDIAN POSTING LENGTH IN DAYS	# OF COMPANIES
1.	indeed.ca	657	26	28	392
2.	glassdoor.ca	608	28	28	331
3.	jobbank.gc.ca	252	31	20	156
4.	eluta.ca	224	27	28	95
5.	localwork.ca	80	16	8.5	42
6.	lambtoncollege.ca	78	40	43	1
7.	simplyhired.ca	55	27	28	47
8.	adzuna.ca	47	14	14	28
9.	workopolis.com	42			37
10.	jobillico.com	35	14	14	15
11.	countyoflambton.njoyn.com	35	12	11	1
12.	theworkplacegroup.ca	29	18	15	2
13.	kijiji.ca	27	15	15	12
14.	rncareers.ca	21	39	35.5	6
15.	careerarc.com	21	81	60	4
16.	sarnia.ca	16	20	16	1
17.	gojobs.gov.on.ca	10	44	24	6
18.	emploisfp-psjobs.cfp-psc.gc.ca	10	358	358	9