

JOB DEMAND REPORT

APRIL 2023

HIGHLIGHTS

JOB POSTINGS BY THE NUMBERS				# OF DAYS POSTED	
POSTING COUNT	NEW POSTINGS	COMPANIES	JOB BOARDS	AVERAGE	MEDIAN
2,167	1,108	857	28	26.0	28

REPORT BUILDER

The default filter selection below will show all job demand data for the month. You can use the filters to create a customized report for the purpose of understanding a subset of the data.

OCCUPATION FILTERS

SKILL TYPE NAME / 1-DIGIT NOC	▼
MAJOR GROUP / 2-DIGIT NOC	▼
MINOR GROUP / 3-DIGIT NOC	▼
UNIT GROUP / 4-DIGIT NOC	▼
SKILL LEVEL	▼
JOB TYPE	▼
JOB DURATION	▼
ADDITIONAL LANGUAGE	▼
SPECIFIC JOB TAGS	▼

INDUSTRY/SECTOR FILTERS

HIRING SECTOR BY 2-DIGIT NAICS CODE	▼
HIRING SECTOR BY 3-DIGIT NAICS CODE	▼
HIRING SECTOR BY 4-DIGIT NAICS CODE	▼
HIRING SECTOR BY 5-DIGIT NAICS CODE	▼
HIRING SECTOR BY 6-DIGIT NAICS CODE	▼

OTHER FILTERS

MUNICIPALITY	▼
CITY OR COUNTY	▼
JOB BOARD	▼

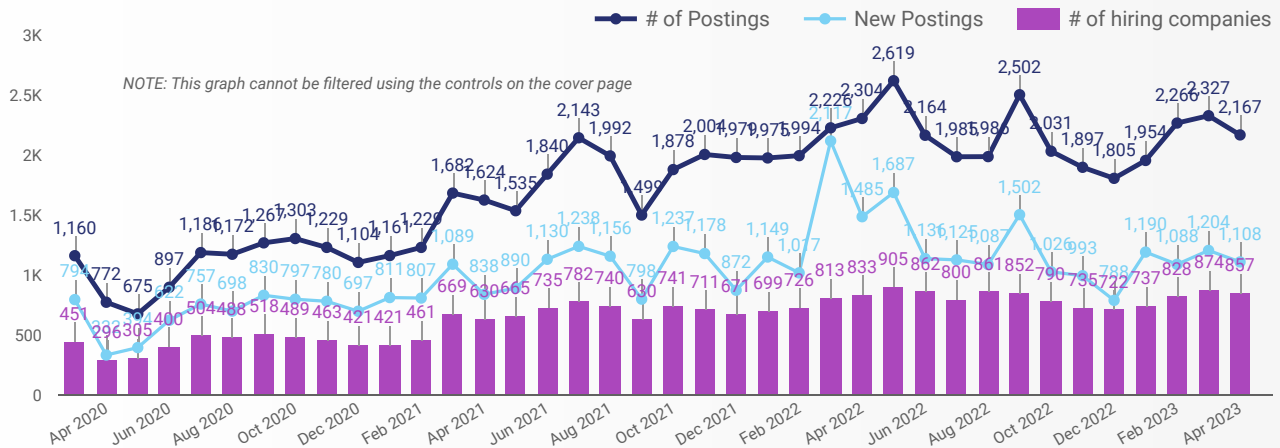
NOC = National Occupation Classification | NAICS = North American Industry Classification System

Source:

Job posting data collected by the Sarnia Lambton Workforce Development Board from job boards and employer websites who recruit candidates in the City of Sarnia and Lambton County.

JOB POSTINGS BY MONTH FOR SARNIA & LAMBTON AREA

How many job postings were active for at least 1 day this month?



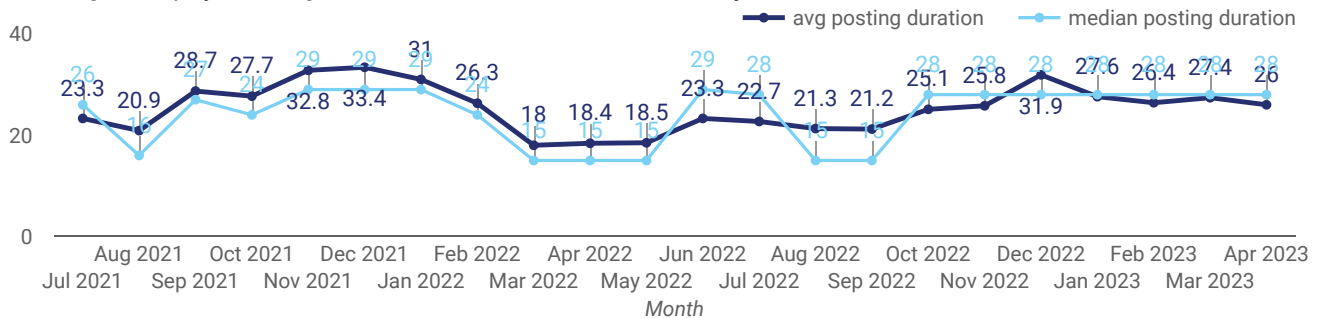
NUMBER OF ACTIVE JOB BOARDS

How many job postings were active for at least 1 day this month on these job boards?



AVG & MEDIAN POSTING LENGTH BY DAYS

How long are employers having to recruit for to find candidates to fill their job vacancies?



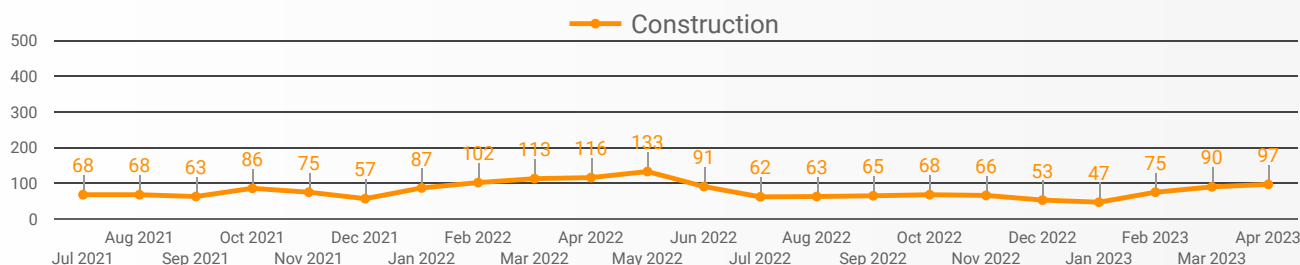
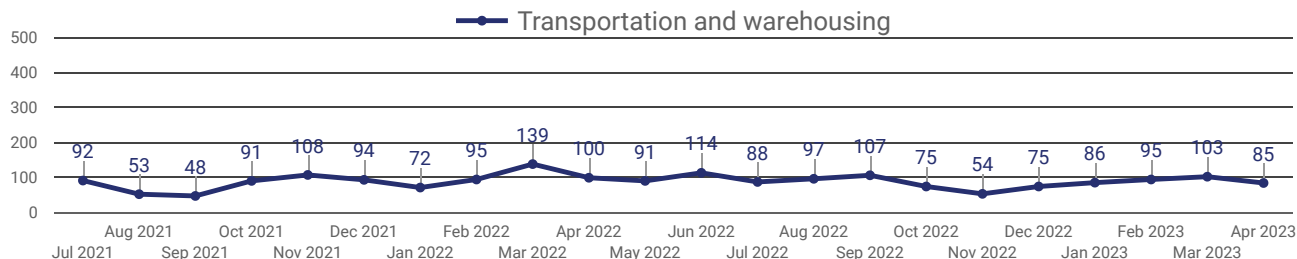
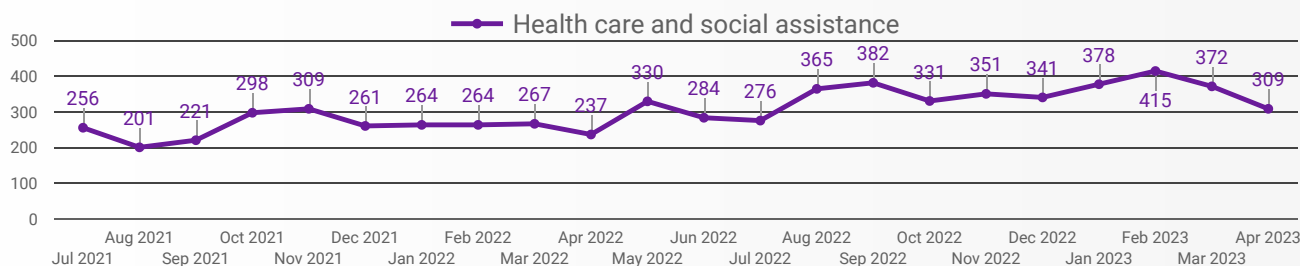
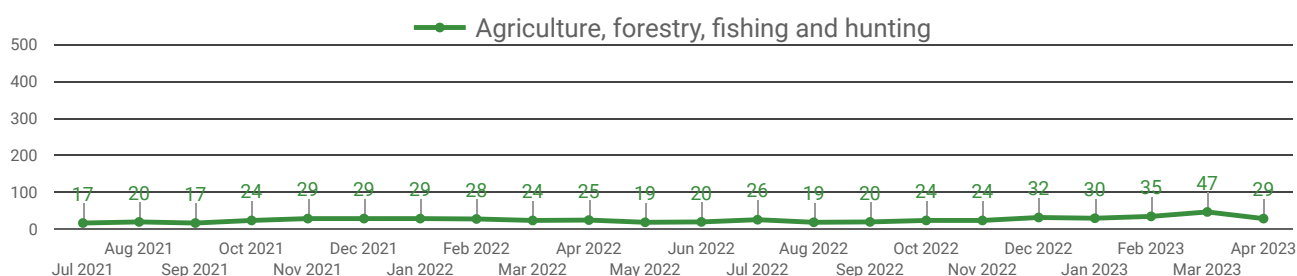
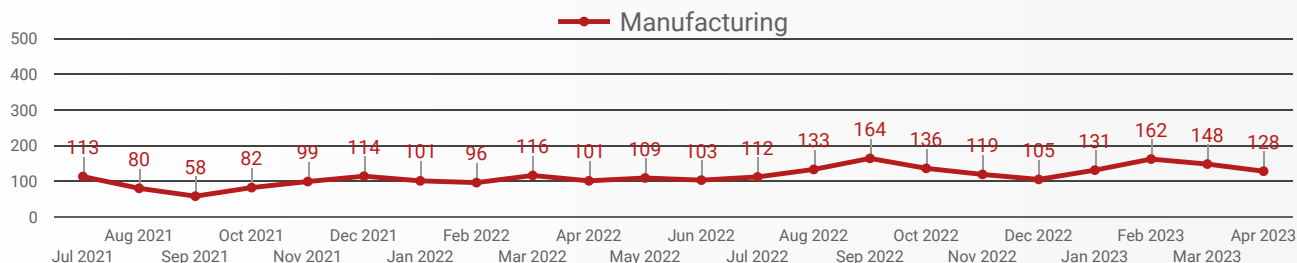
POST DATE TIMELINE FOR THIS MONTH'S ACTIVE JOB POSTINGS

How many job postings were active for at least 1 day this month?



DEMAND BY KEY SECTOR (SARNIA & LAMBTON AREA)

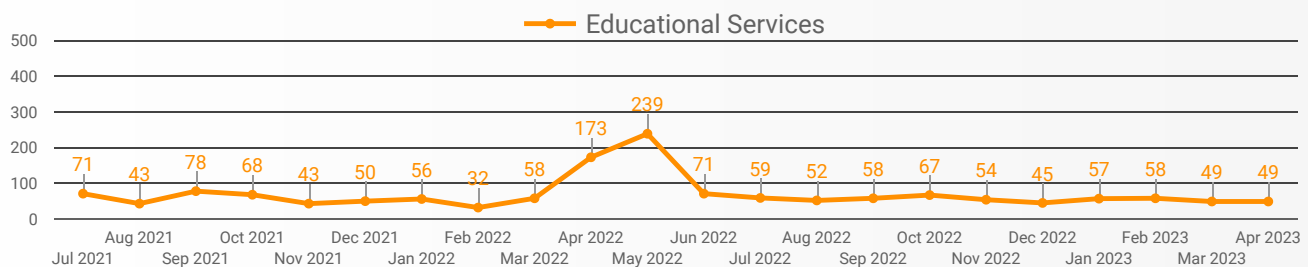
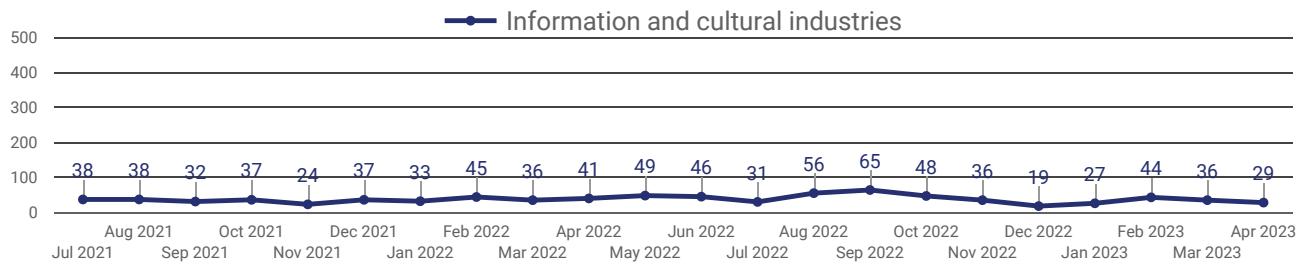
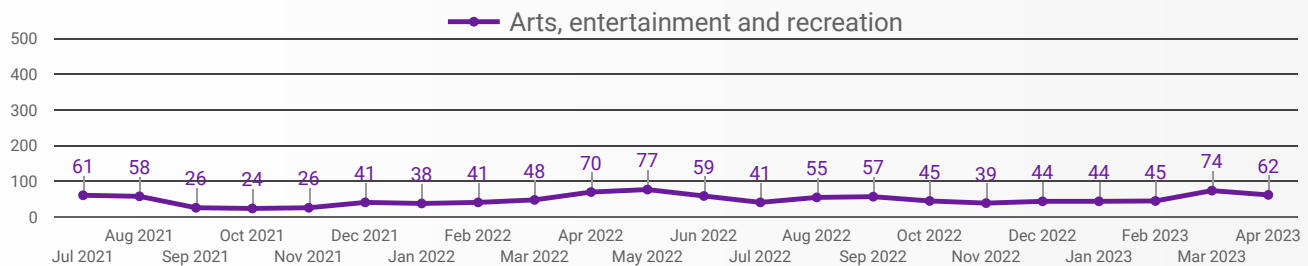
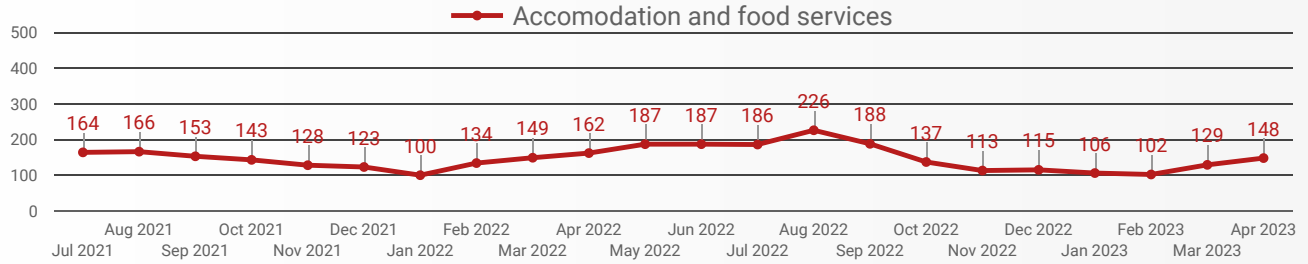
How many job postings were active for at least 1 day this month by sector?



NOTE: This graph cannot be filtered using the controls on the cover page

DEMAND BY IMPACTED SECTOR (SARNIA & LAMBTON COUNTY)

How many job postings were active for at least 1 day this month by sector?

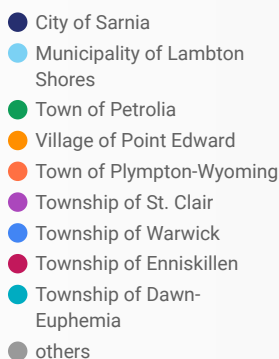
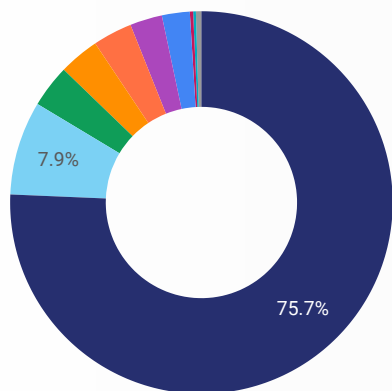


NOTE: This graph cannot be filtered using the controls on the cover page

JOB POSTINGS BY MUNICIPALITY

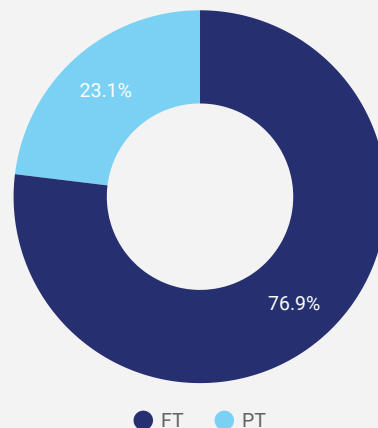
Where are job opportunities being offered?

	MUNICIPALITY	POSTING COUNT	AVG POSTING LENGTH IN DAYS	MEDIAN POSTING LENGTH IN DAYS
1.	City of Sarnia	1,639	25.6	28
2.	Municipality of Lambton Shores	172	24.4	28
3.	Town of Petrolia	78	29.8	28
4.	Village of Point Edward	74	32.0	28
5.	Town of Plympton-Wyoming	72	29.5	28
6.	Township of St. Clair	59	24.8	28
7.	Township of Warwick	51	25.0	28
8.	Township of Enniskillen	6	25.2	28
9.	Township of Dawn-Euphemia	5		
10.	Village of Oil Springs	5	23.3	28
11.	Municipality of Brooke-Alvinston	3	28.0	28



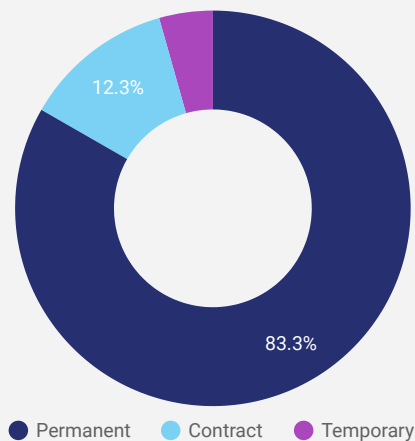
JOB TYPE

Full-time vs Part-time



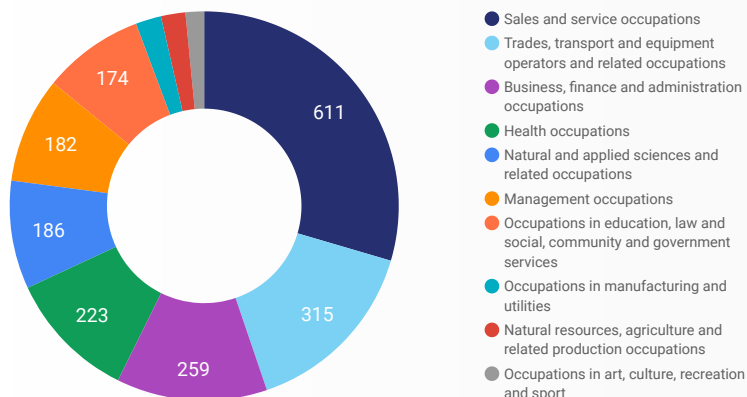
JOB DURATION

Permanency of jobs posted



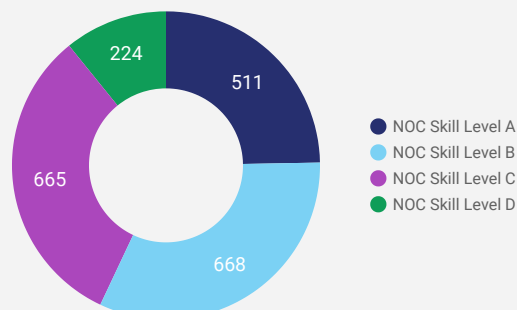
JOB POSTINGS BY JOB CATEGORY

What broad occupational category is being recruited?



JOB POSTINGS BY SKILL LEVEL

What education do occupations typically require?



Skill Level A = Usually University education | Skill Level B = Usually College education or Apprenticeship training | Skill Level C = Usually Secondary education or occupation-specific training | Skill Level D = Usually on-the-job training

TOP HIRING COMPANIES & AGENCIES

What companies are hiring?

	COMPANY	POSTINGS ▾	AVERAGE POSTING DURATION IN DAYS	MEDIAN POSTING DURATION IN DAYS
1.	Community Employment Services - Lambton College Petrolia	77	21.3	25
2.	County of Lambton	52	27.0	28
3.	EXPRESS EMPLOYMENT PROFESSIONALS	43	29.9	28
4.	LHR Saudi Arabia	40	null	null
5.	Victorian Order of Nurses	33	31.3	28
6.	Bluewater Health	33	22.0	28
7.	Steeves and Rozema Group	28	25.9	28
8.	Walmart Canada	27	20.2	28
9.	Lambton College	25	28.0	28
10.	The WorkPlace Group	21	23.0	27
11.	City of Sarnia	19	20.5	22
12.	Rally Engineering Inc.	16	null	null
13.	METRO INC.	16	12.5	9
14.	Walmart Canada Corp.	12	28.0	28
15.	The Federal Bridge Corporation Limited	12	28.0	28
16.	Sobeys	11	28.0	28
17.	Mac-Weld Machining	11	29.5	30
18.	BDO Canada	11	24.3	28
19.	Gateway Casinos	11	26.5	27
20.	Reliance Home Comfort	11	25.8	28
21.	Suncor	11	25.7	28
22.	Spencer's	10	3.0	3
23.	Starlight Casino	10	26.4	28
24.	Worley Limited	10	28.0	28
25.	CarePartners	10	15.0	15
26.	HMG	10	10.4	9
27.	Bayshore Home Care Solutions	9	23.7	28
28.	Victoria Order Of Nurses	9	5.0	5
29.	Godfathers Pizza - Tri Group Management	9	53.2	28
30.	TWD Technologies Ltd. / Great Northern Engineering Consultants Inc.	9	28.8	28
31.	Talize	9	18.6	28

TOP HOURLY WAGES IN JOB POSTINGS

What are employers willing to pay to find the perfect candidate?

of Minimum Wage Jobs

89

	JOB TITLE	COMPANY	LOCATION	HOURLY WAGE ▾
1.	Independent Contractor Social Worker Msw Therapist	Great Lakes Neurofeedback & Counselling	City of Sarnia	90 
2.	Administrator	Community Employment Services - Lambton College Petrolia	Town of Petrolia	74 
3.	Registered Nurse	Nova Care Plus inc.	City of Sarnia	70 
4.	Registered Nurse 60- 65/hr	Carecan Health Services	City of Sarnia	65 
5.	Fulltime Pharmacist M-f 9-5	PHARMACHOICE	City of Sarnia	65 
6.	Human Resources Vice-president - Health, Education, Social And Community Services And Membership Organizations	CRYSTAL EDGE CARE	Township of St. Clair	65 
7.	Marketing Vice-president - Health, Education, Social And Community Services And Membership Organizations	DR ADENIKE ALADETOYINBO MEDICINE	City of Sarnia	65 
8.	Vice-president Head Of Technology And Operations	CRYSTAL EDGE CARE	Township of St. Clair	65 
9.	Nurse Practitioner (np) - Afton Park Place	Steeves and Rozema Group	City of Sarnia	64 
10.	Registered Nurse, Sarnia	Medsag - Nursing Workforce	City of Sarnia	64 

1 - 100 / 652 < >

TOP SALARIES IN JOB POSTINGS

What are employers willing to pay to find the perfect candidate?

	JOB TITLE	COMPANY	LOCATION	ANNUAL SALARY ▾
1.	Az Owner Operator Truck Driver (chemicals, Food)	Trimac Transportation, Ltd	City of Sarnia	275,000 
2.	Dentist	Confidential	Town of Plympton-Wyoming	200,000 
3.	Veterinarian	Bright's Grove Animal Hospital	City of Sarnia	200,000 
4.	Engineering Manager	Paton Engineers and Constructors	City of Sarnia	175,000 
5.	2023-19 - City Solicitor	City of Sarnia	City of Sarnia	167,884 
6.	Plc Programming Specialist	Paton Engineers and Constructors	City of Sarnia	160,000 
7.	Roofing Sales Consultant	Hy-Grade Steel Roofing Systems	Municipality of Lambton Shores	150,000 
8.	Real Estate Sales Representative	Royal LePage Real Estate	City of Sarnia	150,000 
9.	Principal Piping Designer	Kent PLC	City of Sarnia	150,000 
10.	Outside Sales Representative	Reliance Home Comfort	City of Sarnia	150,000 
11.	Electrical Engineer- Lead	Kent PLC	City of Sarnia	145,721 

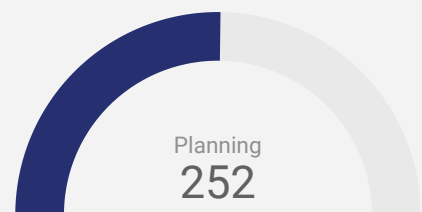
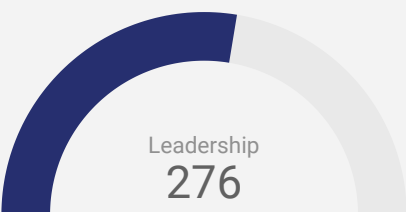
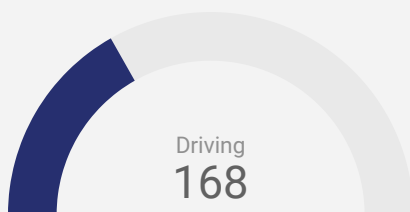
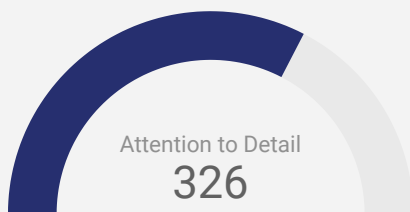
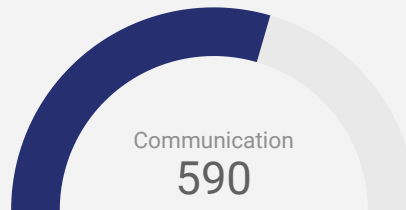
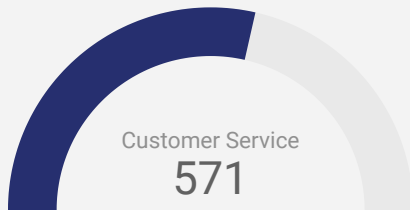
1 - 100 / 787 < >

TOP IN-DEMAND SKILLS

How many times were these skills found in job postings?

ACTIVE JOB POSTINGS THIS MONTH

2,167



KEY JOB REQUIREMENTS

How often are these requirements desired in job postings?

ACTIVE JOB POSTINGS THIS MONTH

2,167



Driver's License

3



First Aid

128



Regular Access to a Vehicle

109



Criminal Record Check

127



Microsoft Office

118



Food Safety

45

JOB POSTINGS BY 4-DIGIT NOC, SKILL LEVEL, FREQUENCY & DURATION

What jobs are hard-to-fill and/or in-demand?

	4-DIGIT NOC CODE	4-DIGIT NOC LABEL	OCCUPATION'S SKILL LEVEL	POSTING COUNT	AVG POSTING LENGTH IN DAYS	MEDIAN POSTING LENGTH IN DAYS
1.	6421	Retail salespersons	NOC Skill Level C	135	21	28
2.	621	Retail and wholesale trade managers	NOC Skill Level A	64	24	28
3.	6552	Other customer and information services representatives	NOC Skill Level C	59	25	28
4.	4412	Home support workers, housekeepers and related occupations	NOC Skill Level C	58	23	28
5.	6322	Cooks	NOC Skill Level B	56	45	28
6.	7321	Automotive service technicians, truck and bus mechanics and mechanical repairers	NOC Skill Level B	51	23	28
7.	7511	Transport truck drivers	NOC Skill Level C	44	25	28
8.	3012	Registered nurses and registered psychiatric nurses	NOC Skill Level A	43	22	28
9.	1241	Administrative assistants	NOC Skill Level B	39	27	28
10.	3233	Licensed practical nurses	NOC Skill Level B	36	27	28
11.	4212	Social and community service workers	NOC Skill Level B	36	23	28
12.	6541	Security guards and related security service occupations	NOC Skill Level C	35	25	28
13.	6731	Light duty cleaners	NOC Skill Level D	35	23	28
14.	6711	Food counter attendants, kitchen helpers and related support occupations	NOC Skill Level D	33	30	28
15.	6513	Food and beverage servers	NOC Skill Level C	33	25	28
16.	7452	Material handlers	NOC Skill Level C	27	26	28
17.	7611	Construction trades helpers and labourers	NOC Skill Level D	24	30	28
18.	8612	Landscaping and grounds maintenance labourers	NOC Skill Level D	24	43	28
19.	2131	Civil engineers	NOC Skill Level A	22	20	28
20.	2133	Electrical and electronics engineers	NOC Skill Level A	21	30	28
21.	7514	Delivery and courier service drivers	NOC Skill Level C	21	23	28
22.	6622	Store shelf stockers, clerks and order fillers	NOC Skill Level D	20	28	28
23.	6733	Janitors, caretakers and building superintendents	NOC Skill Level D	19	27	28
24.	6611	Cashiers	NOC Skill Level D	17	22	28
25.	6311	Food service supervisors	NOC Skill Level B	17	28	28
26.	2134	Chemical engineers	NOC Skill Level A	17	34	28
27.	714	Facility operation and maintenance managers	NOC Skill Level A	16	23	28
28.	3131	Pharmacists	NOC Skill Level A	16	19	28
29.	1414	Receptionists	NOC Skill Level C	15	23	28

JOB POSTINGS BY 3-DIGIT NOC, SKILL LEVEL, FREQUENCY & DURATION

What jobs are hard to fill and/or in-demand?

	3-DIGIT NOC CODE	3-DIGIT NOC LABEL	OCCUPATION'S SKILL LEVEL	POSTING COUNT	AVG POSTING LENGTH IN DAYS	MEDIAN POSTING LENGTH IN DAYS
1.	642	Retail salespersons	NOC Skill Level C	135	21	28
2.	213	Civil, mechanical, electrical and chemical engineers	NOC Skill Level A	72	27	28
3.	751	Motor vehicle and transit drivers	NOC Skill Level C	68	28	28
4.	632	Chefs and cooks	NOC Skill Level B	66	42	28
5.	062	Retail and wholesale trade managers	NOC Skill Level A	64	24	28
6.	655	Customer and information services representatives	NOC Skill Level C	64	25	28
7.	441	Home care providers and educational support occupations	NOC Skill Level C	62	23	28
8.	673	Cleaners	NOC Skill Level D	60	24	28
9.	421	Paraprofessional occupations in legal, social, community and education services	NOC Skill Level B	59	22	28
10.	732	Automotive service technicians	NOC Skill Level B	57	24	28
11.	323	Other technical occupations in health care	NOC Skill Level B	54	27	28
12.	301	Professional occupations in nursing	NOC Skill Level A	50	21	28
13.	124	Office administrative assistants - general, legal and medical	NOC Skill Level B	44	27	28
14.	651	Occupations in food and beverage service	NOC Skill Level C	42	26	28
15.	111	Auditors, accountants and investment professionals	NOC Skill Level A	36	25	28
16.	654	Security guards and related security service occupations	NOC Skill Level C	35	25	28
17.	152	Supply chain logistics, tracking and scheduling co-ordination occupations	NOC Skill Level C	33	25	28
18.	671	Food counter attendants, kitchen helpers and related support occupations	NOC Skill Level D	33	30	28
19.	662	Other sales support and related occupations	NOC Skill Level D	32	45	28
20.	761	Trades helpers and labourers	NOC Skill Level D	31	29	28
21.	141	General office workers	NOC Skill Level C	30	21	28
22.	122	Administrative and regulatory occupations	NOC Skill Level B	29	25	28
23.	416	Policy and program researchers, consultants and officers	NOC Skill Level A	28	23	28
24.	731	Machinery and transportation equipment mechanics (except motor vehicles)	NOC Skill Level B	28	22	27
25.	745	Longshore workers and material handlers	NOC Skill Level C	27	26	28
26.	321	Medical technologists and technicians (except dental health)	NOC Skill Level B	26	25	28
27.	341	Assisting occupations in support of health services	NOC Skill Level C	26	26	28
28.	071	Managers in customer and personal services, n.e.c.	NOC Skill Level A	25	25	28
29.	861	Harvesting, landscaping and natural resource labourers	NOC Skill Level D	24	42	28

JOB POSTINGS BY 2-DIGIT NOC, SKILL LEVEL, FREQUENCY & DURATION

What jobs are hard to fill and/or in-demand?

	2-DIGIT NOC CODE	2-DIGIT NOC LABEL	OCCUPATION'S SKILL LEVEL	POSTING COUNT	AVG POSTING LENGTH IN DAYS	MEDIAN POSTING LENGTH IN DAYS
1.	65	Service representatives and other customer and personal services occupations	NOC Skill Level C	165	26	28
2.	64	Sales representatives and salespersons - wholesale and retail trade	NOC Skill Level C	146	21	28
3.	21	Professional occupations in natural and applied sciences	NOC Skill Level A	106	26	28
4.	67	Service support and other service occupations, n.e.c.	NOC Skill Level D	104	26	28
5.	73	Maintenance and equipment operation trades	NOC Skill Level B	99	24	28
6.	63	Service supervisors and specialized service occupations	NOC Skill Level B	99	38	28
7.	12	Administrative and financial supervisors and administrative occupations	NOC Skill Level B	94	27	28
8.	32	Technical occupations in health	NOC Skill Level B	92	26	28
9.	75	Transport and heavy equipment operation and related maintenance occupations	NOC Skill Level C	92	27	28
10.	06	Middle management occupations in retail and wholesale trade and customer services	NOC Skill Level A	88	25	28
11.	22	Technical occupations related to natural and applied sciences	NOC Skill Level B	80	25	28
12.	44	Care providers and educational, legal and public protection support occupations	NOC Skill Level C	63	23	28
13.	14	Office support occupations	NOC Skill Level C	62	22	28
14.	42	Paraprofessional occupations in legal, social, community and education services	NOC Skill Level B	59	22	28
15.	11	Professional occupations in business and finance	NOC Skill Level A	58	25	28
16.	31	Professional occupations in health (except nursing)	NOC Skill Level A	55	24	28
17.	30	Professional occupations in nursing	NOC Skill Level A	50	21	28
18.	66	Sales support occupations	NOC Skill Level D	49	36	28
19.	62	Retail sales supervisors and specialized sales occupations	NOC Skill Level B	48	30	28
20.	41	Professional occupations in law and social, community and government services	NOC Skill Level A	47	23	28
21.	72	Industrial, electrical and construction trades	NOC Skill Level B	44	26	28
22.	74	Other installers, repairers and servicers and material handlers	NOC Skill Level C	42	26	28
23.	76	Trades helpers, construction labourers and related occupations	NOC Skill Level D	38	29	28
24.	15	Distribution, tracking and scheduling co-ordination occupations	NOC Skill Level C	37	25	28
25.	01	Senior managers - construction, transportation, production and utilities	NOC Skill Level A	35	26	28
26.	07	Managers in customer and personal services, n.e.c.	NOC Skill Level A	27	25	28
27.	34	Assisting occupations in support of health services	NOC Skill Level C	26	26	28

MULTILINGUAL JOB POSTINGS BY THE NUMBERS

ACTIVE POSTINGS	NEW POSTINGS	COMPANIES	LANGUAGES
216	6	135	6

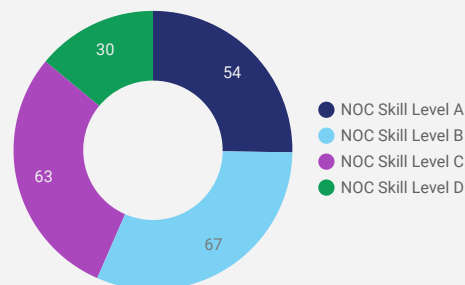
OF DAYS POSTED

AVERAGE	MEDIAN
24.5	28

MULTILINGUAL JOB POSTINGS BY SKILL LEVEL

What language skills are employers looking for by occupational skill level?

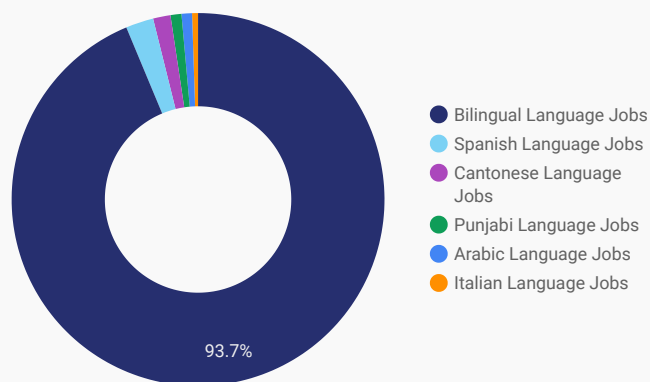
- 54** Skill Level A - Management/ Professional Occupations usually requiring University
- 67** Skill Level B - Usually college education or apprenticeship training
- 63** Skill Level C - Usually secondary education or occupation-specific training
- 30** Skill Level D - Usually on-the-job training



LANGUAGES	NOC Skill Level A	NOC Skill Level B	NOC Skill Level C	NOC Skill Level D
Bilingual Language Jobs	52	66	59	30
Spanish Language Jobs			3	
Cantonese Language Jobs	1		1	
Italian Language Jobs		1		
Arabic Language Jobs	1			

LANGUAGE SKILLS BREAKDOWN

Which kinds of language skills do employers seek?



LANGUAGES	POSTING COUNT
1. Bilingual Language Jobs	208
2. Spanish Language Jobs	3
3. Cantonese Language Jobs	2
4. Punjabi Language Jobs	1
5. Arabic Language Jobs	1
6. Italian Language Jobs	1

Post Date Timeline of this Month's Active Job Postings



LANGUAGE SKILLS BEING RECRUITED BY JOB CATEGORY

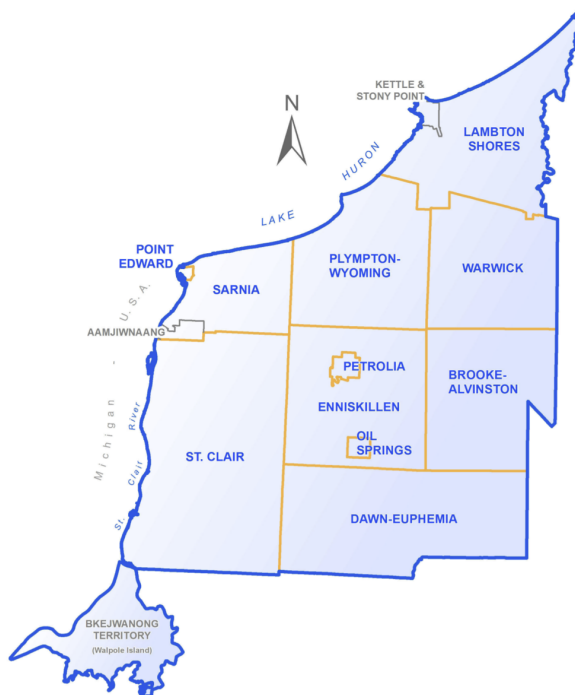
What language skills are sought by 1-Digit NOC?

BROAD OCCUPATIONAL CATEGORY	Bilingual Lan...	Spanish Lan...	Cantonese L...	Italian Lang...	Arabic Lang...	Grand total
Business, finance and administration occup...	24	2				26
Health occupations	34		1			35
Management occupations	24				1	25
Natural and applied sciences and related o...	13					13
Natural resources, agriculture and related p...	3					3
Occupations in art, culture, recreation and s...	4					4
Occupations in education, law and social, c...	16					16
Occupations in manufacturing and utilities	2					2
Sales and service occupations	59	1	1	1		62
Trades, transport and equipment operators ...	28					28
Grand total	207	3	2	1	1	214

MULTILINGUAL JOB POSTINGS BY MUNICIPALITY

What language skills are sought by 4-Digit NOC?

	MUNICIPALITY	JOB LANGUAGES	AVG POSTING LENGTH IN DAYS	MEDIAN POSTING LENGTH IN DAYS
1.	City of Sarnia	153	24.5	28
2.	Municipality of Lambton Shores	33	25.9	28
3.	Town of Plympton-Wyoming	9	22.9	28
4.	Village of Point Edward	8	20.5	23
5.	Town of Petrolia	5	20.0	28
6.	Township of Warwick	3	28.0	28
7.	Municipality of Brooke-Alvinston	2		
8.	Township of St. Clair	2	28.0	28
9.	Township of Dawn-Euphemia	1		



LANGUAGE DEMAND BY JOB

What language skills are sought by 4-Digit NOC?

4 DIGIT NOC NAME	POSTINGS
1. Retail salespersons	12
2. Registered nurses and registered psychiat...	10
3. Licensed practical nurses	10
4. Food counter attendants, kitchen helpers ...	9
5. Social and community service workers	7
6. Retail and wholesale trade managers	6
7. Food and beverage servers	6
8. Financial managers	5
9. Light duty cleaners	5
10. Home support workers, housekeepers an...	4
11. Other customer and information services ...	4
12. Receptionists	4
13. Nurse aides, orderlies and patient service ...	3
14. Construction managers	3
15. Delivery and courier service drivers	3
16. Automotive service technicians, truck and...	3
17. Security guards and related security servi...	3
18. Financial auditors and accountants	3
19. Machinists and machining and tooling ins...	3
20. Accounting and related clerks	3
21. Store shelf stockers, clerks and order fillers	3
22. Professional occupations in advertising, ...	3
23. Early childhood educators and assistants	3
24. Cooks	3
25. Managers in health care	2
26. Other assisting occupations in support of ...	2
27. Heavy equipment operators (except crane)	2
28. Support occupations in accommodation, t...	2
29. Other sales related occupations	2
30. Program leaders and instructors in recrea...	2
31. Food service supervisors	2
32. Engineering managers	2

1 - 100 / 102 < >

MULTILINGUAL HIRING EMPLOYERS

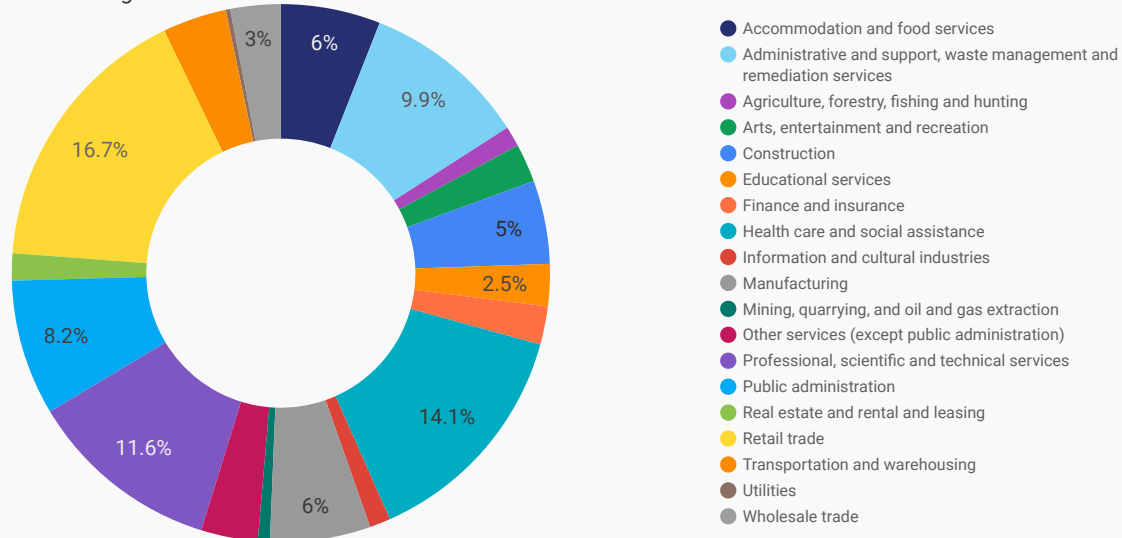
Which employers are seeking multilingual candidates?

COMPANY	POSTINGS
1. EXPRESS EMPLOYMENT PROFESSIONALS	12
2. Victorian Order of Nurses	9
3. Sobeys	8
4. The Insignia Hotel by Marriott	7
5. Victoria Order Of Nurses	7
6. Oakwood Resort	6
7. Hiawatha Horse Park and Entertainment Centre	5
8. Creative Education of Canada, Inc.	4
9. Force Capital Agency	3
10. The We Store	3
11. Sandrin Services Inc	3
12. Allied Centrifuge Technologies	3
13. Steeves and Rozema Group	3
14. Legacy Restaurant	3
15. Plan A Sarnia Chatham	3
16. Various Ministries	2
17. Sensity Deafblind and Sensory Support Network of Canada	2
18. Watford Quality Care Centre	2
19. Home and Community Care Support Services South West	2
20. Early Learning Center - Point Edward	2
21. BGC Sarnia-Lambton	2
22. New Beginnings ABI & Stroke Recovery Association	2
23. Alliance Fabricating Ltd.	2
24. Melo LLP	2
25. McNally Excavating Ltd.	2
26. BELL MOBILITY	2
27. St. Joseph's Hospice Sarnia	2
28. Nova Care Plus inc.	2

1 - 50 / 135 < >

TOP HIRING SECTORS BY 2-DIGIT NAICS CODE

What sectors are hiring?



	NAICS CODE	2-DIGIT NAICS LABEL	POSTING COUNT	AVG POSTING LENGTH IN DAYS	MEDIAN POSTING LENGTH IN DAYS
1.	44-45	Retail trade	330	26.9	28
2.	62	Health care and social assistance	309	24.9	28
3.	56	Administrative and support, waste management and remediation services	231	26.1	28
4.	54	Professional, scientific and technical services	210	27.8	28
5.	91	Public administration	206	22.8	27
6.	72	Accommodation and food services	148	28.3	28
7.	31-33	Manufacturing	128	30.9	28
8.	23	Construction	97	25.4	28
9.	48-49	Transportation and warehousing	85	30.3	28
10.	81	Other services (except public administration)	78	23.4	28
11.	41	Wholesale trade	68	26.3	28
12.	71	Arts, entertainment and recreation	62	24.2	28
13.	61	Educational services	49	22.9	28
14.	52	Finance and insurance	44	25.3	28
15.	53	Real estate and rental and leasing	36	28.2	28
16.	51	Information and cultural industries	29	24.3	28
17.	11	Agriculture, forestry, fishing and hunting	29	21.3	28
18.	21	Mining, quarrying, and oil and gas extraction	17	25.3	28
19.	22	Utilities	7	18.0	19

NOTE: NAICS code 56 includes Employment Agencies. Manufacturing includes codes 31-33, Retail Trade includes codes 44-45 and Transportation and Warehousing includes codes 48-49.

TOP HIRING SECTORS BY 3-DIGIT NAICS CODE

What sectors are hiring?

	NAICS CODE	3-DIGIT NAICS LABEL	POSTING COUNT ▾	AVERAGE POSTING LENGTH IN DAYS	MEDIAN POSTING LENGTH IN DAYS
1.	541	Professional, scientific and technical services	210	27.8	28
2.	561	Administrative and support services	201	26.2	28
3.	621	Ambulatory health care services	198	25.8	28
4.	912	Provincial and territorial public administration	110	21.6	25
5.	722	Food services and drinking places	110	29.5	28
6.	913	Local, municipal and regional public administration	75	24.6	28
7.	452	General merchandise stores	62	21.1	28
8.	445	Food and beverage stores	62	29.0	28
9.	453	Miscellaneous store retailers	56	31.5	28
10.	713	Amusement, gambling and recreation industries	52	25.9	28
11.	624	Social assistance	52	21.9	28
12.	238	Specialty trade contractors	51	23.9	28
13.	611	Educational services	49	22.9	28
14.	484	Truck transportation	42	27.8	28
15.	236	Construction of buildings	39	26.2	28
16.	441	Motor vehicle and parts dealers	38	25.9	28
17.	721	Accommodation services	38	26.0	28
18.	622	Hospitals	34	22.0	28
19.	813	Religious, grant-making, civic, and professional and similar organizations	32	20.6	28
20.	444	Building material and garden equipment and supplies dealers	31	35.8	28
21.	562	Waste management and remediation services	30	25.4	28
22.	811	Repair and maintenance	30	24.9	28
23.	446	Health and personal care stores	29	27.1	28
24.	325	Chemical manufacturing	28	23.1	28
25.	488	Support activities for transportation	28	26.6	28
26.	623	Nursing and residential care facilities	25	26.7	28
27.	531	Real estate	24	28.0	28
28.	416	Building material and supplies merchant wholesalers	21	26.9	28
29.	332	Fabricated metal product manufacturing	21	25.5	28
30.	418	Miscellaneous merchant wholesalers	21	23.3	28
31.	522	Credit intermediation and related activities	20	28.0	28

TOP HIRING SECTORS BY 4-DIGIT NAICS CODE

What sectors are hiring?

	NAICS CODE	4-DIGIT NAICS LABEL	POSTING COUNT ▼	AVERAGE POSTING LENGTH IN DAYS	MEDIAN POSTING DAYS IN LENGTH
1.	6216	Home health care services	120	26.1	28
2.	5613	Employment services	117	27.4	28
3.	9122	Provincial labour and employment services	105	21.7	25
4.	7225	Full-service restaurants and limited-service eating places	97	30.1	28
5.	5416	Management, scientific and technical consulting services	76	21.8	28
6.	5413	Architectural, engineering and related services	76	27.7	28
7.	9139	Other local, municipal and regional public administration	73	25.2	28
8.	4451	Grocery stores	50	29.1	28
9.	5617	Services to buildings and dwellings	42	23.2	28
10.	4841	General freight trucking	40	27.8	28
11.	4521	Department stores	39	23.1	28
12.	6213	Offices of other health practitioners	34	24.9	28
13.	6221	General medical and surgical hospitals	33	22.0	28
14.	6241	Individual and family services	33	23.3	28
15.	7211	Traveller accommodation	32	25.9	28
16.	4539	Other miscellaneous store retailers	30	35.6	28
17.	4461	Health and personal care stores	29	27.1	28
18.	2361	Residential building construction	29	27.0	28
19.	7139	Other amusement and recreation industries	29	26.1	28
20.	5616	Investigation and security services	29	26.8	28
21.	2389	Other specialty trade contractors	27	24.4	28
22.	8134	Civic and social organizations	25	20.5	28
23.	6112	Community colleges and C.E.G.E.P.s	25	28.0	28
24.	4529	Other general merchandise stores	23	18.5	20
25.	6212	Offices of dentists	22	23.8	28
26.	7132	Gambling industries	22	25.6	28
27.	5419	Other professional, scientific and technical services	22	25.8	28
28.	4441	Building material and supplies dealers	21	24.2	28
29.	4161	Electrical, plumbing, heating and air-conditioning equipment and supplies merchant wholesalers	20	26.9	28
30.	3251	Basic chemical manufacturing	20	22.3	28
31.	5173	Wired and wireless telecommunications carriers(except satellite)	18	24.6	28

TOP HIRING SECTORS BY 5-DIGIT NAICS CODE

What sectors are hiring?

	NAICS CODE	5-DIGIT NAICS LABEL	POSTING COUNT ▾	AVERAGE POSTING LENGTH IN DAYS	MEDIAN POSTING LENGTH IN DAYS
1.	62161	Home health care services	120	26.1	28
2.	56131	Employment placement agencies and executive search services	117	27.4	28
3.	91221	Provincial labour and employment services	105	21.7	25
4.	72251	Full-service restaurants and limited-service eating places	97	30.1	28
5.	91391	Other local, municipal and regional public administration	73	25.2	28
6.	54133	Engineering services	67	27.7	28
7.	54161	Management consulting services	54	24.6	28
8.	44511	Supermarkets and other grocery (except convenience) stores	49	29.1	28
9.	45211	Department stores	39	23.1	28
10.	48412	General freight trucking, long distance	33	25.7	28
11.	62211	General medical and surgical hospitals	33	22.0	28
12.	72111	Hotels (except casino hotels) and motels	32	25.9	28
13.	23611	Residential building construction	29	27.0	28
14.	45399	All other miscellaneous store retailers	27	35.6	28
15.	56161	Investigation, guard and armoured car services	27	27.5	28
16.	81341	Civic and social organizations	25	20.5	28
17.	61121	Community colleges and C.E.G.E.P.s	25	28.0	28
18.	45299	All other general merchandise stores	23	18.5	20
19.	62121	Offices of dentists	22	23.8	28
20.	71321	Casinos (except casino hotels)	22	25.6	28
21.	56172	Janitorial services	20	23.6	28
22.	54169	Other scientific and technical consulting services	18	21.2	23
23.	51731	Wired and wireless telecommunications carriers (except satellite)	18	24.6	28
24.	23899	All other specialty trade contractors	17	24.8	28
25.	71391	Golf courses and country clubs	16	27.4	28
26.	32511	Petrochemical manufacturing	16	21.3	28
27.	62412	Services for the elderly and persons with disabilities	16	21.4	28
28.	81131	Commercial and industrial machinery and equipment (except automotive and electronic) repair and maintenance	16	24.1	28
29.	32411	Petroleum refineries	16	26.4	28
30.	62441	Child day-care services	16	18.7	28
31.	44111	New car dealers	16	28.0	28

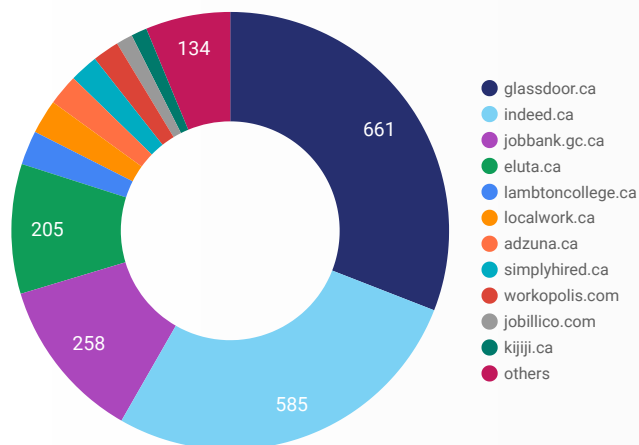
TOP HIRING SECTORS BY 6-DIGIT NAICS CODE

What sectors are hiring?

	NAICS CODE	6-DIGIT NAICS LABEL	POSTING COUNT ▾	AVG POSTING LENGTH IN DAYS	MEDIAN POSTING LENGTH IN DAYS
1.	621610	Home health care services	120	26.1	28
2.	561310	Employment placement agencies and executive search services	117	27.4	28
3.	912210	Provincial labour and employment services	105	21.7	25
4.	913910	Other local, municipal and regional public administration	73	25.2	28
5.	541330	Engineering services	67	27.7	28
6.	722512	Limited-service eating places	59	32.5	28
7.	445110	Supermarkets and other grocery (except convenience) stores	49	29.1	28
8.	541612	Human resources consulting services	48	22.6	28
9.	452110	Department stores	39	23.1	28
10.	722511	Full-service restaurants	38	26.6	28
11.	622111	General (except paediatric) hospitals	33	22.0	28
12.	484121	General freight trucking, long distance, truck-load	33	25.7	28
13.	721111	Hotels	31	25.8	28
14.	236110	Residential building construction	29	27.0	28
15.	561612	Security guard and patrol services	27	27.5	28
16.	611210	Community colleges and C.E.G.E.P.s	25	28.0	28
17.	813410	Civic and social organizations	25	20.5	28
18.	713210	Casinos (except casino hotels)	22	25.6	28
19.	621210	Offices of dentists	22	23.8	28
20.	453999	All other miscellaneous store retailers (except beer and wine-making supplies stores)	22	36.7	28
21.	561722	Janitorial services (except window cleaning)	20	23.6	28
22.	517310	Wired and wireless telecommunications carriers (except satellite)	18	24.6	28
23.	541690	Other scientific and technical consulting services	18	21.2	23
24.	238990	All other specialty trade contractors	17	24.8	28
25.	452999	All other miscellaneous general merchandise stores	17	18.5	20
26.	811310	Commercial and industrial machinery and equipment (except automotive and electronic) repair and maintenance	16	24.1	28
27.	713910	Golf courses and country clubs	16	27.4	28
28.	624410	Child day-care services	16	18.7	28
29.	441110	New car dealers	16	28.0	28
30.	324110	Petroleum refineries	16	26.4	28

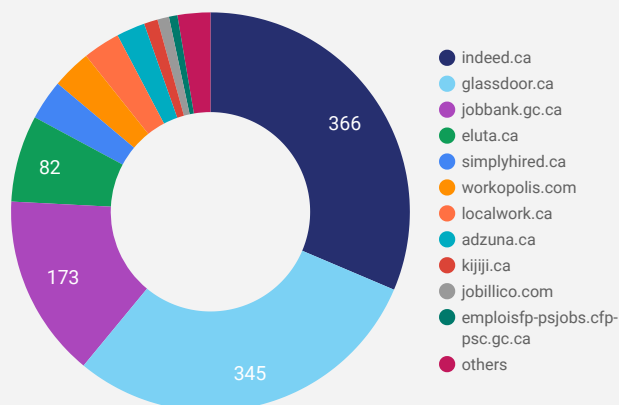
JOB POSTINGS BY JOB BOARD

What share of unique job postings appear on each job board?



COMPANIES BY JOB BOARD

What share of unique job postings appear on each job board?



JOB POSTING DETAILS BY JOB BOARD

How does job posting activity differ by job board?

	JOB BOARD	POSTING COUNT ▾	AVG POSTING LENGTH IN DAYS	MEDIAN POSTING LENGTH IN DAYS	# OF COMPANIES
1.	glassdoor.ca	661	28	28	345
2.	indeed.ca	585	25	28	366
3.	jobbank.gc.ca	258	28	18	173
4.	eluta.ca	205	28	28	82
5.	localwork.ca	54	5	1	35
6.	lambtoncollege.ca	54	26	27	1
7.	adzuna.ca	49	14	14	27
8.	simplyhired.ca	45	26	28	38
9.	workopolis.com	42			37
10.	jobillico.com	26	40	24	11
11.	kijiji.ca	25	15	15	13
12.	countyoflambton.njoyn.com	23	13	8	1
13.	theworkplacegroup.ca	22	23	27	2
14.	sarnia.ca	16	19	20	1
15.	careerarc.com	15	46	28	5
16.	rncareers.ca	14	9	10	4
17.	emploisfp-psjobs.cfp-psc.gc.ca	9	19	18.5	8
18.	gojobs.gov.on.ca	7	23	18	5