

JOB DEMAND REPORT

FEBRUARY 2021

Job posting data collected by the Sarnia Lambton Workforce Development Board from job boards and employer websites who recruit candidates in the City of Sarnia and Lambton County.

HIGHLIGHTS

JOB POSTINGS BY THE NUMBERS

TOTAL ACTIVE	NEW THIS MONTH	COMPANIES	JOB BOARDS
1,229	807	461	22

OF DAYS POSTED

AVERAGE	MEDIAN
16.3	15

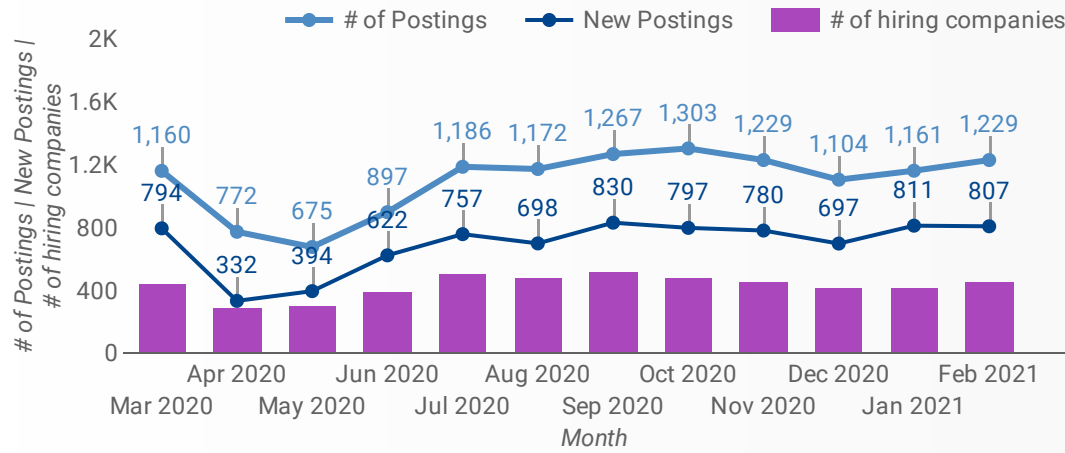
REPORT BUILDER

The default filter selection below will show all job demand data for the month. You can use the filters to create a customized report for the purpose of understanding a subset of the data.

MUNICIPALITY ▾	JOB TYPE ▾	JOB DURATION ▾
JOB BOARD ▾	ADDITIONAL LANGUA... ▾	QUICK FIND ▾
SKILL LEVEL ▾		
SKILL TYPE NAME / 1-DIGIT NATIONAL OCCUPATIONAL CLASSIFICATION CODE ▾		
MAJOR GROUP / 2-DIGIT NATIONAL OCCUPATIONAL CLASSIFICATION CODE ▾		
MINOR GROUP / 3-DIGIT NATIONAL OCCUPATIONAL CLASSIFICATION CODE ▾		
UNIT GROUP / 4-DIGIT NATIONAL OCCUPATIONAL CLASSIFICATION CODE ▾		
COMPANY OR EMPLOYMENT AGENCY ▾		

JOB POSTINGS BY MONTH

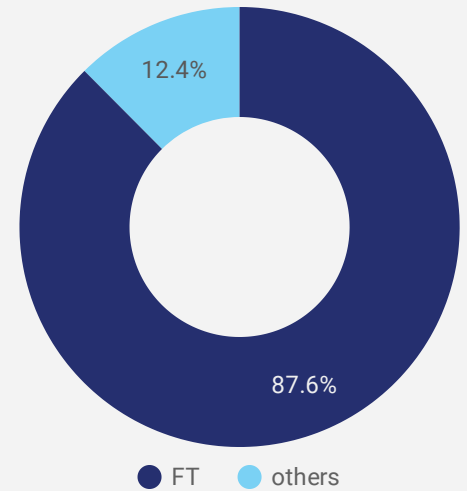
How many job postings were active for at least 1 day this month?



NOTE: This graph cannot be filtered using the controls on the cover page

JOB TYPE

Full-time vs Part-time



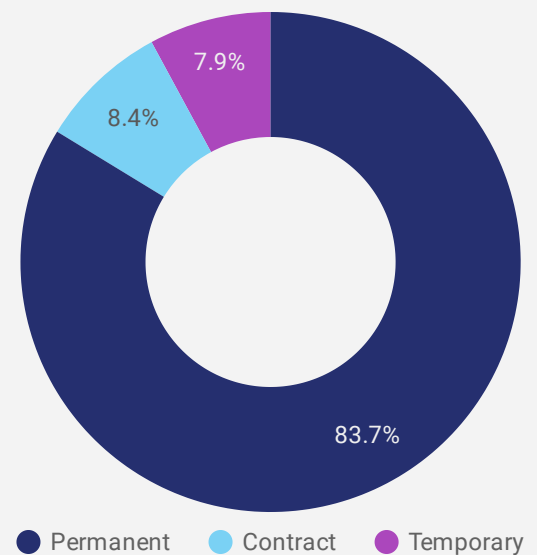
JOB POSTINGS BY MUNICIPALITY

Where are job opportunities being offered?

	MUNICIPALITY	POSTING COUNT	AVG POSTING LENGTH IN DAYS	MEDIAN POSTING LENGTH IN DAYS
1.	City of Sarnia	899	15.3	15
2.	Municipality of Lambton Shores	91	24.9	25
3.	Town of Petrolia	82	14.4	15
4.	Township of St. Clair	53	16.9	15
5.	Village of Point Edward	42	18.2	15
6.	Town of Plympton-Wyoming	33	24.8	15
7.	Township of Warwick	17	23.0	24
8.	Township of Dawn-Euphemia	4	20.0	15
9.	Village of Oil Springs	3	15.0	15

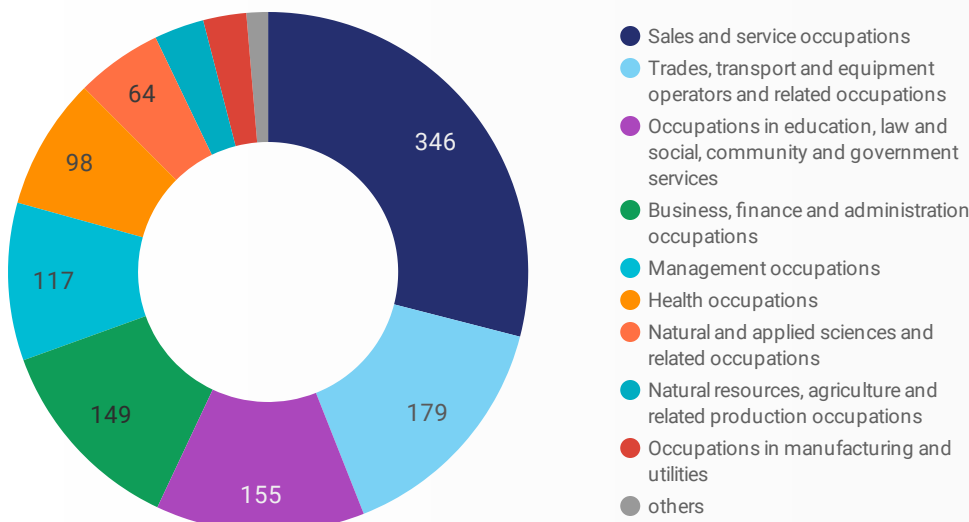
JOB DURATION

Permanency of jobs posted



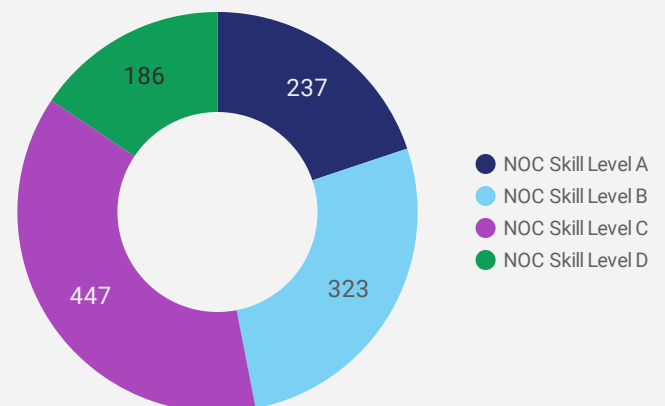
JOB POSTINGS BY SKILL TYPE

What skill type is being recruited?



JOB POSTINGS BY SKILL LEVEL

What education do occupations typically require?



Skill Level A = Usually University education | Skill Level B = Usually College education or Apprenticeship training | Skill Level C = Usually Secondary education or occupation-specific training | Skill Level D = Usually on-the-job training

TOP OCCUPATIONS

What kind of jobs are in-demand?

	4 DIGIT NOC NAME	POSTING COUNT
1.	Home support workers, housekeepers and related occupations	79
2.	Retail salespersons	55
3.	Administrative assistants	42
4.	Other customer and information services representatives	39
5.	Store shelf stockers, clerks and order fillers	35
6.	Transport truck drivers	33
7.	Social and community service workers	28
8.	Security guards and related security service occupations	27
9.	Food counter attendants, kitchen helpers and related support occupations	26
10.	Cashiers	25
11.	Registered nurses and registered psychiatric nurses	24
12.	Delivery and courier service drivers	23
13.	Janitors, caretakers and building superintendents	23
14.	Retail and wholesale trade managers	21
15.	Material handlers	20
16.	Cooks	18
17.	Restaurant and food service managers	18
18.	Landscaping and grounds maintenance labourers	16
19.	Inspectors in public and environmental health and occupational health and safety	15
20.	Receptionists	14
21.	Managers in health care	12
22.	Other assisting occupations in support of health services	12
23.	Other financial officers	12
24.	Food and beverage servers	11
25.	Banking, credit and other investment managers	11
26.	Light duty cleaners	11
27.	Food service supervisors	11
28.	Other labourers in processing, manufacturing and utilities	11
29.	Nurse aides, orderlies and patient service associates	10
30.	General office support workers	10

TOP EMPLOYERS/AGENCIES

Who is hiring?

	COMPANY	POSTING COUNT
1.	Community Employment Services - Lambton College Main Campus	90
2.	CareerJet	76
3.	The Corporation of the County of Lambton	41
4.	Bluewater Health	27
5.	Home Depot	25
6.	EXPRESS EMPLOYMENT PROFESSIONALS	24
7.	County of Lambton	24
8.	Maverick FX	22
9.	Kijiji Jobs	21
10.	CarePartners	21
11.	DoorDash	20
12.	Sipkens Nurseries	14
13.	Platinum Empire Group	13
14.	The Home Depot Canada	13
15.	The Federal Bridge Corporation Limited	13
16.	Loblaw	11
17.	VON Canada	11
18.	Lambton Kent District School Board	10
19.	NOVA Chemicals Corporation	9
20.	Bayshore HealthCare	9
21.	Walmart Canada	9
22.	Tilray	8
23.	Canada Post - Postes Canada	8
24.	Canadian Tire	7
25.	Terrapure Environmental	7
26.	Walmart	7
27.	Agilus	6
28.	Suncor Energy Services	6

OCCUPATIONS BY FREQUENCY & LENGTH OF JOB POSTINGS

What jobs are hard to fill and in-demand?

	4 DIGIT NOC	4 DIGIT NOC NAME	SKILL LEVEL	POSTING COUNT	AVG POSTING LENGTH IN DAYS	MEDIAN POSTING LENGTH IN DAYS
1.	4412	Home support workers, housekeepers and related occupations	NOC Skill Level C	79	16.3	15
2.	6421	Retail salespersons	NOC Skill Level C	55	20.6	16
3.	1241	Administrative assistants	NOC Skill Level B	42	20.4	22
4.	6552	Other customer and information services representatives	NOC Skill Level C	39	11.3	11
5.	6622	Store shelf stockers, clerks and order fillers	NOC Skill Level D	35	9.5	8
6.	7511	Transport truck drivers	NOC Skill Level C	33	14.7	15
7.	4212	Social and community service workers	NOC Skill Level B	28	11.6	4
8.	6541	Security guards and related security service occupations	NOC Skill Level C	27	17.6	16
9.	6711	Food counter attendants, kitchen helpers and related support occupations	NOC Skill Level D	26	18.1	16
10.	6611	Cashiers	NOC Skill Level D	25	12.0	9
11.	3012	Registered nurses and registered psychiatric nurses	NOC Skill Level A	24	10.2	10
12.	7514	Delivery and courier service drivers	NOC Skill Level C	23	5.7	2
13.	6733	Janitors, caretakers and building superintendents	NOC Skill Level D	23	16.7	15
14.	621	Retail and wholesale trade managers	NOC Skill Level A	21	15.4	15
15.	7452	Material handlers	NOC Skill Level C	20	19.9	16
16.	6322	Cooks	NOC Skill Level B	18	27.0	30
17.	631	Restaurant and food service managers	NOC Skill Level A	18	23.5	25
18.	8612	Landscaping and grounds maintenance labourers	NOC Skill Level D	16	17.1	15
19.	2263	Inspectors in public and environmental health and occupational health and safety	NOC Skill Level B	15	11.9	5
20.	1414	Receptionists	NOC Skill Level C	14	17.8	16
21.	311	Managers in health care	NOC Skill Level A	12	13.0	8
22.	3414	Other assisting occupations in support of health services	NOC Skill Level C	12	16.0	18
23.	1114	Other financial officers	NOC Skill Level A	12	15.7	15
24.	6513	Food and beverage servers	NOC Skill Level C	11	12.8	9
25.	122	Banking, credit and other investment managers	NOC Skill Level A	11	10.9	10
26.	6731	Light duty cleaners	NOC Skill Level D	11	17.4	16
27.	6311	Food service supervisors	NOC Skill Level B	11	16.2	14
28.	9619	Other labourers in processing, manufacturing and utilities	NOC Skill Level D	11	26.5	23
29.	3413	Nurse aides, orderlies and patient service associates	NOC Skill Level C	10	10.8	15

JOB POSTINGS BY 3-DIGIT NATIONAL OCCUPATION CLASSIFICATION

What jobs are hard to fill and in-demand?

	3 DIGIT NOC	3 DIGIT NOC NAME	SKILL LEVEL	POSTING COUNT ▼	AVG POSTING LENGTH IN DAYS	MEDIAN POSTING LENGTH IN DAYS
1.	441	Home care providers and educational support occupations	NOC Skill Level C	91	15.7	15
2.	751	Motor vehicle and transit drivers	NOC Skill Level C	62	12.4	15
3.	642	Retail salespersons	NOC Skill Level C	55	20.6	16
4.	124	Office administrative assistants - general, legal and medical	NOC Skill Level B	46	19.7	19
5.	421	Paraprofessional occupations in legal, social, community and education services	NOC Skill Level B	43	15.4	15
6.	655	Customer and information services representatives	NOC Skill Level C	43	12.3	12
7.	673	Cleaners	NOC Skill Level D	43	16.5	15
8.	662	Other sales support and related occupations	NOC Skill Level D	43	9.3	8
9.	301	Professional occupations in nursing	NOC Skill Level A	28	9.9	10
10.	654	Security guards and related security service occupations	NOC Skill Level C	27	17.6	16
11.	671	Food counter attendants, kitchen helpers and related support occupations	NOC Skill Level D	26	18.1	16

1 - 50 / 114 < >

JOB POSTINGS BY 2-DIGIT NATIONAL OCCUPATION CLASSIFICATION

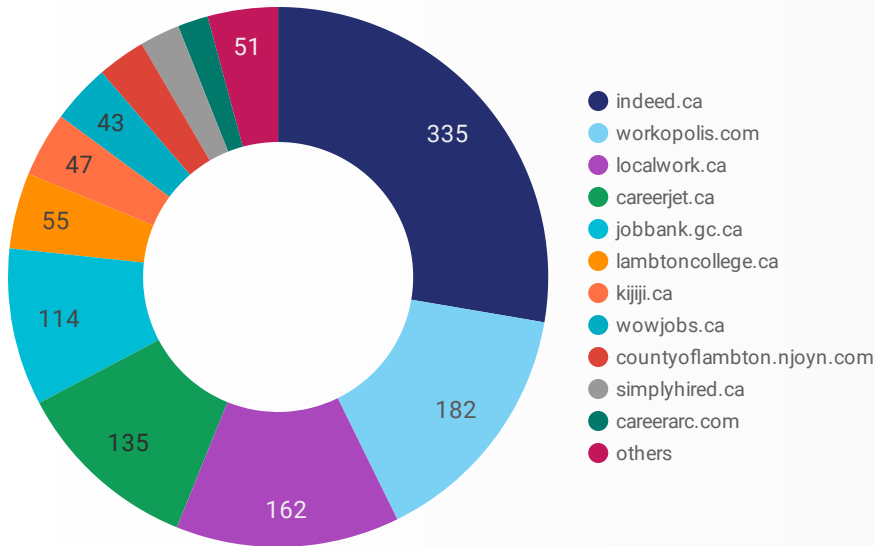
What jobs are hard to fill and in-demand?

	2 DIGIT NOC	2 DIGIT NOC NAME	SKILL LEVEL	POSTING COUNT ▼	AVG POSTING LENGTH IN DAYS	MEDIAN POSTING LENGTH IN DAYS
1.	44	Care providers and educational, legal and public protection support occupations	NOC Skill Level C	91	15.7	15
2.	65	Service representatives and other customer and personal services occupations	NOC Skill Level C	88	14.5	15
3.	75	Transport and heavy equipment operation and related maintenance occupations	NOC Skill Level C	77	16.7	15
4.	67	Service support and other service occupations, n.e.c.	NOC Skill Level D	71	17.1	15
5.	66	Sales support occupations	NOC Skill Level D	68	10.2	8
6.	64	Sales representatives and salespersons - wholesale and retail trade	NOC Skill Level C	57	19.9	16
7.	12	Administrative and financial supervisors and administrative occupations	NOC Skill Level B	56	20.0	19
8.	22	Technical occupations related to natural and applied sciences	NOC Skill Level B	48	17.7	15
9.	06	Middle management occupations in retail and wholesale trade and customer services	NOC Skill Level A	44	18.3	15
10.	42	Paraprofessional occupations in legal, social, community and education services	NOC Skill Level B	43	15.4	15

1 - 45 / 45 < >

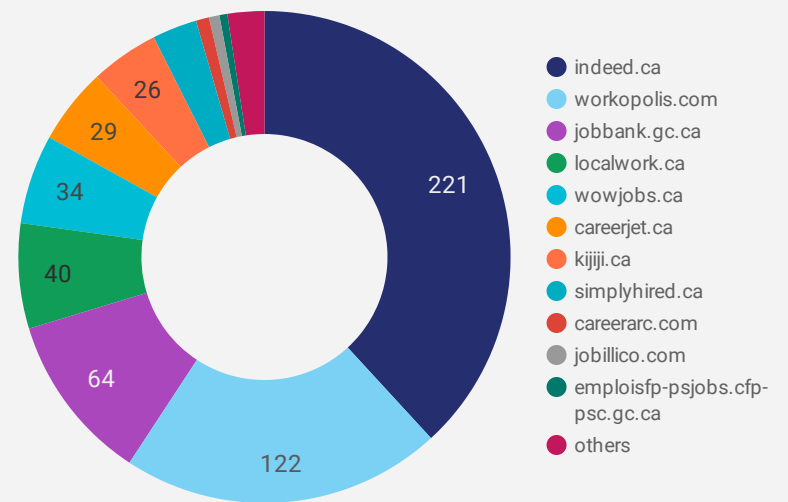
JOB POSTINGS BY JOB BOARD

What share of unique job postings appear on each job board?



COMPANIES BY JOB BOARD

What share of unique job postings appear on each job board?



JOB POSTING DETAILS BY JOB BOARD

How does job posting activity differ by job board?

	JOB BOARD	POSTING COUNT	AVG POSTING LENGTH IN DAYS	MEDIAN POSTING LENGTH IN DAYS	# OF COMPANIES
1.	indeed.ca	335	29.4	30	221
2.	workopolis.com	182	15.0	15	122
3.	localwork.ca	162	4.5	2	40
4.	careerjet.ca	135	8.6	7	29
5.	jobbank.gc.ca	114	22.7	16	64
6.	lambtoncollege.ca	55	28.6	24	1
7.	kijiji.ca	47	15.3	15	26
8.	wowjobs.ca	43	16.0	16	34
9.	countyoflambton.njoyn.com	35	19.4	25	1
10.	simplyhired.ca	29	16.1	16	17
11.	careerarc.com	22	24.8	20	5
12.	jobillico.com	19	14.6	12	4
13.	drcareers.ca	7	30.0	30	2
14.	sarnia.ca	5	21.3	21	1
15.	emploisfp-psjobs.cfp-psc.gc.ca	3	11.5	12	3
16.	careerbuilder.ca	3	31.0	31	1
17.	aboriginaljobboard.ca	3			3