



JOB DEMAND REPORT

MARCH 2021

Job posting data collected by the Sarnia Lambton Workforce Development Board from job boards and employer websites who recruit candidates in the City of Sarnia and Lambton County.

HIGHLIGHTS

JOB POSTINGS BY THE NUMBERS

TOTAL ACTIVE	NEW THIS MONTH	COMPANIES	JOB BOARDS
1,682	1,089	669	22

OF DAYS POSTED

AVERAGE	MEDIAN
20.6	16

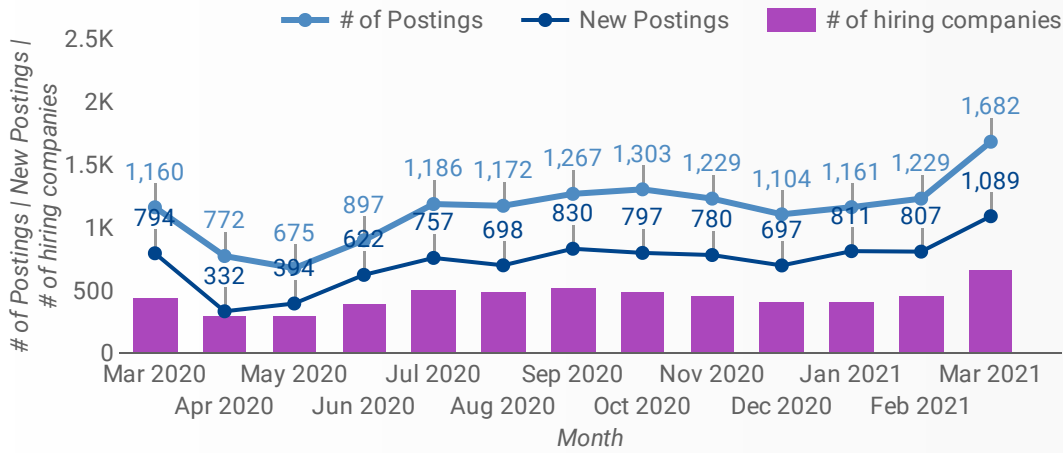
REPORT BUILDER

The default filter selection below will show all job demand data for the month. You can use the filters to create a customized report for the purpose of understanding a subset of the data.

MUNICIPALITY	JOB TYPE	JOB DURATION
JOB BOARD	ADDITIONAL LANGUA...	QUICK FIND
SKILL LEVEL		
SKILL TYPE NAME / 1-DIGIT NATIONAL OCCUPATIONAL CLASSIFICATION CODE		
MAJOR GROUP / 2-DIGIT NATIONAL OCCUPATIONAL CLASSIFICATION CODE		
MINOR GROUP / 3-DIGIT NATIONAL OCCUPATIONAL CLASSIFICATION CODE		
UNIT GROUP / 4-DIGIT NATIONAL OCCUPATIONAL CLASSIFICATION CODE		
COMPANY OR EMPLOYMENT AGENCY		

JOB POSTINGS BY MONTH

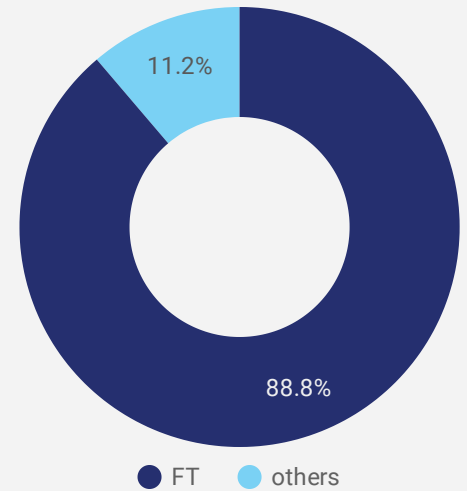
How many job postings were active for at least 1 day this month?



NOTE: This graph cannot be filtered using the controls on the cover page

JOB TYPE

Full-time vs Part-time



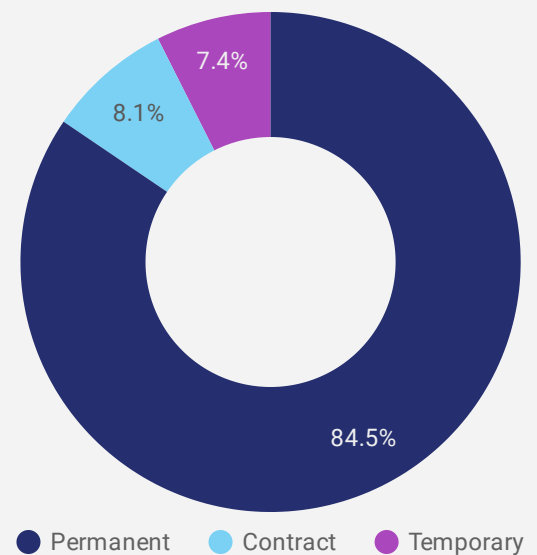
JOB POSTINGS BY MUNICIPALITY

Where are job opportunities being offered?

	MUNICIPALITY	POSTING COUNT	AVG POSTING LENGTH IN DAYS	MEDIAN POSTING LENGTH IN DAYS
1.	City of Sarnia	1,240	19.6	16
2.	Municipality of Lambton Shores	131	27.0	29
3.	Town of Petrolia	92	22.3	16
4.	Township of St. Clair	77	20.8	16
5.	Village of Point Edward	50	17.6	16
6.	Town of Plympton-Wyoming	40	24.2	25
7.	Township of Warwick	33	28.0	26
8.	Village of Oil Springs	7	15.2	15
9.	First Nations	3	15.0	15

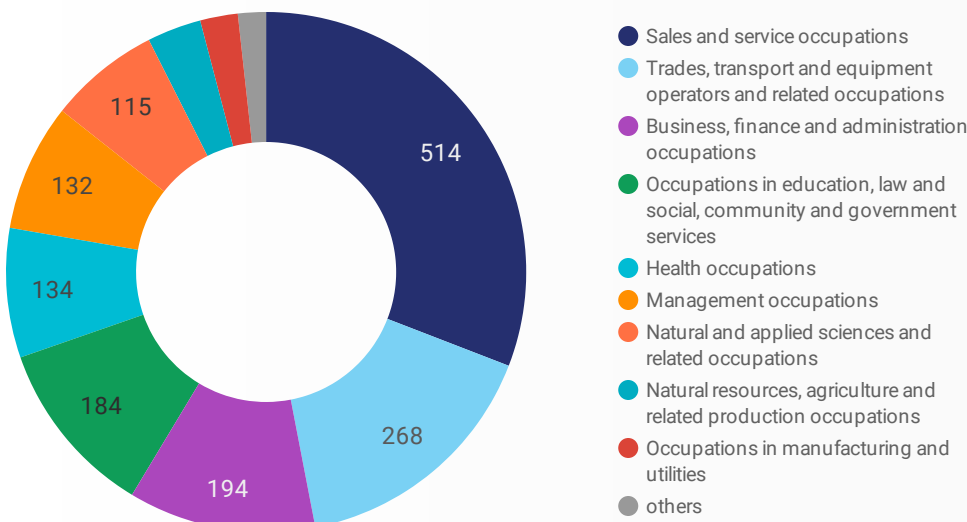
JOB DURATION

Permanency of jobs posted



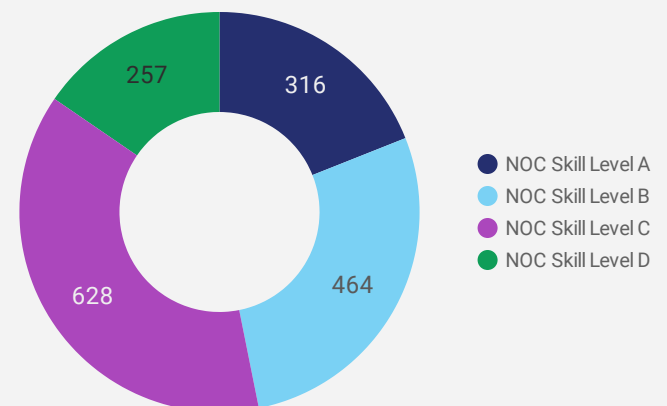
JOB POSTINGS BY SKILL TYPE

What skill type is being recruited?



JOB POSTINGS BY SKILL LEVEL

What education do occupations typically require?



Skill Level A = Usually University education | Skill Level B = Usually College education or Apprenticeship training | Skill Level C = Usually Secondary education or occupation-specific training | Skill Level D = Usually on-the-job training

TOP OCCUPATIONS

What kind of jobs are in-demand?

	4 DIGIT NOC NAME	POSTING COUNT
1.	Retail salespersons	103
2.	Home support workers, housekeepers and related occupations	75
3.	Other customer and information services representatives	70
4.	Transport truck drivers	50
5.	Registered nurses and registered psychiatric nurses	41
6.	Cashiers	40
7.	Delivery and courier service drivers	37
8.	Administrative assistants	36
9.	Cooks	34
10.	Social and community service workers	28
11.	Food counter attendants, kitchen helpers and related support occupations	28
12.	Other sales related occupations	27
13.	Material handlers	26
14.	Security guards and related security service occupations	26
15.	Store shelf stockers, clerks and order fillers	25
16.	Landscaping and grounds maintenance labourers	25
17.	Retail and wholesale trade managers	23
18.	Administrative officers	22
19.	Light duty cleaners	21
20.	Inspectors in public and environmental health and occupational health and safety	20
21.	General farm workers	20
22.	Janitors, caretakers and building superintendents	19
23.	Other trades helpers and labourers	18
24.	Home child care providers	18
25.	Food and beverage servers	18
26.	Restaurant and food service managers	18
27.	General office support workers	16
28.	Business development officers and marketing researchers and consultants	15
29.	Landscape and horticulture technicians and specialists	15

TOP EMPLOYERS/AGENCIES

Who is hiring?

	COMPANY	POSTING COUNT
1.	Community Employment Services - Lambton College Main Campus	111
2.	CareerJet	78
3.	Bluewater Health	53
4.	County of Lambton	38
5.	Kijiji Jobs	37
6.	Home Depot	32
7.	EXPRESS EMPLOYMENT PROFESSIONALS	26
8.	DoorDash	24
9.	Brulis	23
10.	The Corporation of the County of Lambton	14
11.	The Home Depot Canada	14
12.	VON Canada	13
13.	City of Sarnia	12
14.	CarePartners	10
15.	Tilray	10
16.	Steeves and Rozema Group	10
17.	Platinum Empire Group	9
18.	Bayshore HealthCare	9
19.	Steeves and Rozema Enterprises Ltd	8
20.	Podolinsky Equipment Ltd.	8
21.	NOVA Chemicals Corporation	8
22.	Lambton Kent District School Board	8
23.	Canadian Tire	8
24.	Agilus	8
25.	The Skyline Group of Companies	7
26.	Walmart Canada	7
27.	Grand Bend Sobeys	7
28.	Lowe's	7

OCCUPATIONS BY FREQUENCY & LENGTH OF JOB POSTINGS

What jobs are hard to fill and in-demand?

	4 DIGIT NOC	4 DIGIT NOC NAME	SKILL LEVEL	POSTING COUNT	AVG POSTING LENGTH IN DAYS	MEDIAN POSTING LENGTH IN DAYS
1.	6421	Retail salespersons	NOC Skill Level C	103	17.7	16
2.	4412	Home support workers, housekeepers and related occupations	NOC Skill Level C	75	20.4	16
3.	6552	Other customer and information services representatives	NOC Skill Level C	70	15.5	15
4.	7511	Transport truck drivers	NOC Skill Level C	50	19.4	15
5.	3012	Registered nurses and registered psychiatric nurses	NOC Skill Level A	41	16.7	9
6.	6611	Cashiers	NOC Skill Level D	40	14.0	15
7.	7514	Delivery and courier service drivers	NOC Skill Level C	37	10.3	7
8.	1241	Administrative assistants	NOC Skill Level B	36	23.9	16
9.	6322	Cooks	NOC Skill Level B	34	23.8	29
10.	4212	Social and community service workers	NOC Skill Level B	28	23.1	29
11.	6711	Food counter attendants, kitchen helpers and related support occupations	NOC Skill Level D	28	20.8	17
12.	6623	Other sales related occupations	NOC Skill Level D	27	22.1	27
13.	7452	Material handlers	NOC Skill Level C	26	21.2	16
14.	6541	Security guards and related security service occupations	NOC Skill Level C	26	19.0	16
15.	6622	Store shelf stockers, clerks and order fillers	NOC Skill Level D	25	16.2	16
16.	8612	Landscaping and grounds maintenance labourers	NOC Skill Level D	25	22.1	16
17.	621	Retail and wholesale trade managers	NOC Skill Level A	23	30.1	29
18.	1221	Administrative officers	NOC Skill Level B	22	13.7	11
19.	6731	Light duty cleaners	NOC Skill Level D	21	22.2	21
20.	2263	Inspectors in public and environmental health and occupational health and safety	NOC Skill Level B	20	20.6	29
21.	8431	General farm workers	NOC Skill Level C	20	29.1	16
22.	6733	Janitors, caretakers and building superintendents	NOC Skill Level D	19	18.9	16
23.	7612	Other trades helpers and labourers	NOC Skill Level D	18	19.6	15
24.	4411	Home child care providers	NOC Skill Level C	18	22.2	28
25.	6513	Food and beverage servers	NOC Skill Level C	18	26.9	29
26.	631	Restaurant and food service managers	NOC Skill Level A	18	26.0	26
27.	1411	General office support workers	NOC Skill Level C	16	13.0	14
28.	4163	Business development officers and marketing researchers and consultants	NOC Skill Level A	15	14.3	15
29.	2225	Landscape and horticulture technicians and specialists	NOC Skill Level B	15	25.6	29

JOB POSTINGS BY 3-DIGIT NATIONAL OCCUPATION CLASSIFICATION

What jobs are hard to fill and in-demand?

	3 DIGIT NOC	3 DIGIT NOC NAME	SKILL LEVEL	POSTING COUNT ▾	AVG POSTING LENGTH IN DAYS	MEDIAN POSTING LENGTH IN DAYS
1.	642	Retail salespersons	NOC Skill Level C	103	17.7	16
2.	441	Home care providers and educational support occupations	NOC Skill Level C	96	21.1	16
3.	751	Motor vehicle and transit drivers	NOC Skill Level C	92	16.0	15
4.	655	Customer and information services representatives	NOC Skill Level C	81	15.6	15
5.	662	Other sales support and related occupations	NOC Skill Level D	52	19.1	16
6.	421	Paraprofessional occupations in legal, social, community and education services	NOC Skill Level B	52	24.9	29
7.	673	Cleaners	NOC Skill Level D	51	20.4	16
8.	301	Professional occupations in nursing	NOC Skill Level A	46	17.8	10
9.	124	Office administrative assistants - general, legal and medical	NOC Skill Level B	43	23.8	18
10.	661	Cashiers	NOC Skill Level D	40	14.0	15
11.	632	Chefs and cooks	NOC Skill Level B	36	23.7	29

1 - 50 / 120 < >

JOB POSTINGS BY 2-DIGIT NATIONAL OCCUPATION CLASSIFICATION

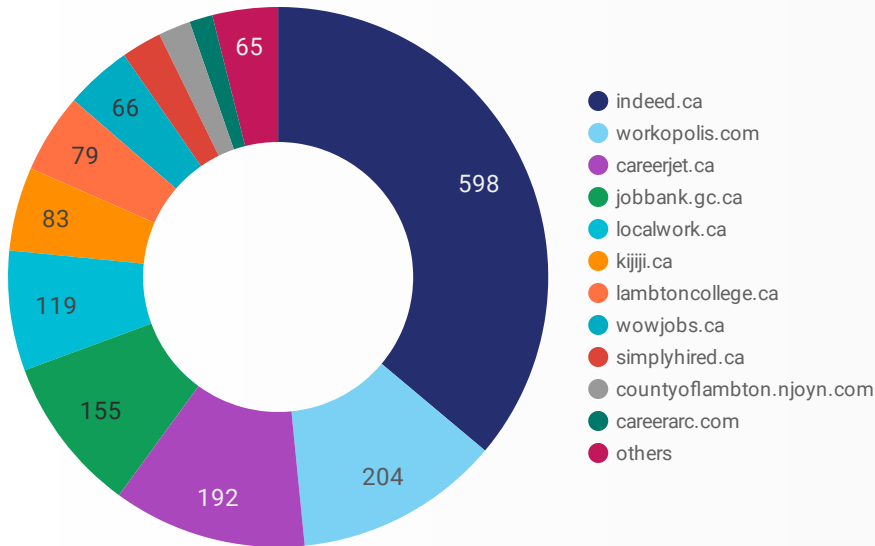
What jobs are hard to fill and in-demand?

	2 DIGIT NOC	2 DIGIT NOC NAME	SKILL LEVEL	POSTING COUNT ▾	AVG POSTING LENGTH IN DAYS	MEDIAN POSTING LENGTH IN DAYS
1.	65	Service representatives and other customer and personal services occupations	NOC Skill Level C	140	18.9	16
2.	75	Transport and heavy equipment operation and related maintenance occupations	NOC Skill Level C	110	16.9	15
3.	64	Sales representatives and salespersons - wholesale and retail trade	NOC Skill Level C	107	17.7	16
4.	44	Care providers and educational, legal and public protection support occupations	NOC Skill Level C	97	21.1	16
5.	66	Sales support occupations	NOC Skill Level D	92	16.9	16
6.	67	Service support and other service occupations, n.e.c.	NOC Skill Level D	83	20.5	16
7.	12	Administrative and financial supervisors and administrative occupations	NOC Skill Level B	75	20.8	16
8.	22	Technical occupations related to natural and applied sciences	NOC Skill Level B	74	21.6	16
9.	63	Service supervisors and specialized service occupations	NOC Skill Level B	57	28.2	29
10.	72	Industrial, electrical and construction trades	NOC Skill Level B	55	21.6	16
11.	14	Office support occupations	NOC Skill Level C	53	18.3	15

1 - 46 / 46 < >

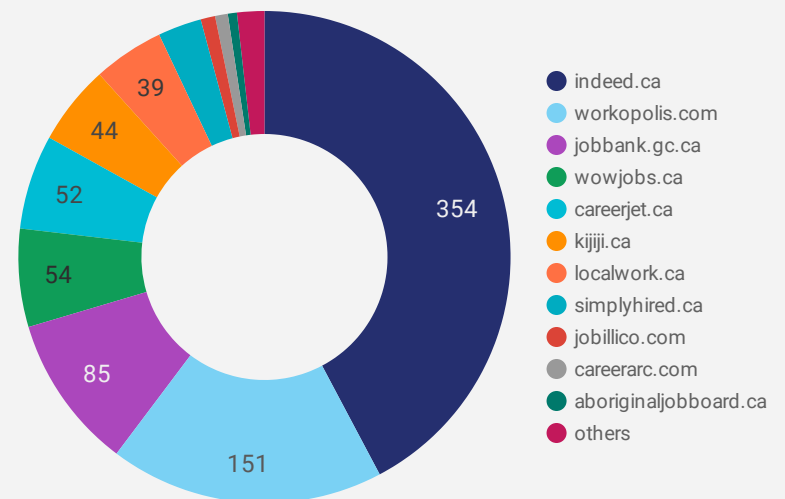
JOB POSTINGS BY JOB BOARD

What share of unique job postings appear on each job board?



COMPANIES BY JOB BOARD

What share of unique job postings appear on each job board?



JOB POSTING DETAILS BY JOB BOARD

How does job posting activity differ by job board?

	JOB BOARD	POSTING COUNT ▼	AVG POSTING LENGTH IN DAYS	MEDIAN POSTING LENGTH IN DAYS	# OF COMPANIES
1.	indeed.ca	598	28.8	29	354
2.	workopolis.com	204	15.0	15	151
3.	careerjet.ca	192	13.1	9	52
4.	jobbank.gc.ca	155	27.5	16	85
5.	localwork.ca	119	5.7	2	39
6.	kijiji.ca	83	15.0	15	44
7.	lambtoncollege.ca	79	25.3	22	1
8.	wowjobs.ca	66	16.0	16	54
9.	simplyhired.ca	40	16.0	16	24
10.	countyoflambton.njoyn.com	32	21.6	19	1
11.	careerarc.com	23	28.1	15	7
12.	jobillico.com	22	14.4	12	8
13.	drcareers.ca	11	28.0	31	2
14.	sarnia.ca	10	32.6	15	1
15.	careerbuilder.ca	6	27.8	31	5
16.	en.agilus.ca	5	34.8	28	1
17.	aboriginaljobboard.ca	5	12.0	12	5